

4.1.4.1 Expenditure for infrastructure augmentation, excluding salary year wise during last five years (INR in lakhs)

Sr. No	File Description
1	Audited Balance Sheet of BE Course & Ph.D. Course for A.Y 2020-21
2	Audited Balance Sheet of BE Course & Ph.D. Course for A.Y 2019-20
3	Audited Balance Sheet of BE Course & Ph.D. Course for A.Y 2018-19
4	Audited Balance Sheet of BE Course & Ph.D. Course for A.Y 2017-18
5	Audited Balance Sheet of BE Course & Ph.D. Course for A.Y 2016-17

**Audited Balance Sheet of
BE Course & Ph.D. Course
for A.Y 2020-21**

4.1.4 Average percentage of expenditure, excluding salary for infrastructure augmentation during last five years (INR in Lakhs) (10) &
 4.4.1 Average percentage of expenditure incurred on maintenance of infrastructure (physical and academic support facilities) excluding salary component during the last five years (INR in lakhs) (10)

INFRASTRUCTURE AGUMENTATION FOR THE YEAR 2020-21

SR. NO.	AS PER	DESCRIPTION	BE COURSE	PHD COURSE	TOTAL
1	BALANCE SHEET 2020-21	Addition in fised assets	12025874.00	0.00	12025874.00
2	INCOME & EXPENDITURE 2020-21	Repais & Maint - Building	7758395.00	77275.00	7835670.00
3	INCOME & EXPENDITURE 2020-21	Repairs & Maintenance			0.00
		GRAND TOTAL	19784269.00	77275.00	19861544.00

FIGURES AS PER CA CERTIFICATE IN LAKHS


198.61

HYDERABAD (SIND) NATIONAL COLLEGIATE BOARD'S
THADOMAL SHAHANI ENGINEERING COLLEGE
BE Course
SCHEDULE FORMING PART OF THE BALANCE SHEET AS ON 31ST MARCH,2021

SCHEDULE C: FIXED ASSETS

Sr. No.	Description of Assets	Gross Block				Depreciation				Net Block as on 31/03/2021	
		As on 01/04/2020	Addition for the year	Deletions for the year	As on 31/03/2021	Rate	As on 01/04/2020	For the year	Deletions for the year		As on 31/03/2021
		(a)	(b)	(c)	(a+b-c)		(d)	(e)	(f)		(d+e+f)
I Immovable Properties											
1	College Building (New)	127,585,840.00		-	127,585,840.00	10%	76,184,496.00	5,140,134.00		81,324,630.00	46,261,210.00
2	College Building (Old)	-	6,166,834.58		6,166,834.58	10%	-	616,683.00		616,683.00	5,550,151.58
	Total (I)	127,585,840.00	6,166,834.58	-	133,752,674.58		76,184,496.00	5,756,817.00	-	81,941,313.00	51,811,361.58
II Movable Properties											
1	Furniture & Fixtures	31,096,759.57	95,000.00		31,191,759.57	10%	19,658,943.00	1,153,282.00	-	20,812,225.00	10,379,534.57
	(A) Total	31,096,759.57	95,000.00	-	31,191,759.57		19,658,943.00	1,153,282.00	-	20,812,225.00	10,379,534.57
	Other Fixed Asset										
2	Typewriter	58,381.00	-	-	58,381.00	15%	57,726.00	98.00		57,824.00	557.00
3	Air conditioner	10,599,420.80	233,663.00	208,710.00	10,624,373.80	15%	6,518,593.00	642,721.00	179,023.00	6,982,291.00	3,642,082.80
4	Water Cooler & Water Filter	867,864.00	63,800.00	8,150.00	923,514.00	15%	791,966.00	20,807.00	7,165.00	805,608.00	117,906.00
5	Photocopying Machine	604,850.00			604,850.00	15%	498,435.00	15,962.00		514,397.00	90,453.00
6	Duplicating Machine	61,585.00	-	-	61,585.00	15%	60,884.00	105.00		60,989.00	596.00
7	Refrigerator	36,400.50			36,400.50	15%	15,675.00	3,109.00	-	18,784.00	17,616.50
8	Fax Machine	60,175.00	-	-	60,175.00	15%	56,863.00	497.00		57,360.00	2,815.00
9	Television & VCR	43,000.00	-	-	43,000.00	15%	42,554.00	67.00		42,621.00	379.00
10	Xerox Machine	565,675.00			565,675.00	15%	416,384.00	22,394.00		438,778.00	126,897.00
11	Drawing Boards	190,000.00	-	-	190,000.00	15%	129,091.00	9,136.00		138,227.00	51,773.00
12	White Board	146,030.40			146,030.40	15%	85,904.00	8,019.00	-	94,923.00	51,107.40
13	TV Camera & Modems	1,289,773.34	20,000.00		1,289,773.34	15%	836,356.00	67,713.00	-	906,069.00	383,704.34
14	Aqua -Guard a/c	97,440.00			97,440.00	15%	71,541.00	3,885.00		75,426.00	22,014.00
15	EPBAX a/c	157,500.00	-	-	157,500.00	15%	107,009.00	7,574.00		114,583.00	42,917.00
16	Grills & Fabricating Works	923,400.00	-	-	923,400.00	15%	810,092.00	16,996.00		827,088.00	96,312.00
17	Fire Fighting Equipment	564,178.80	-	-	564,178.80	15%	369,841.00	29,151.00		398,992.00	165,186.80
18	Office Equipment & Telephone	574,635.20	11,180.00		585,815.20	15%	323,889.00	39,289.00		363,178.00	222,637.20
19	Laboratory Equipment	53,584,341.97	398,439.20	409,218.00	53,673,563.17	15%	51,452,449.00	376,719.00	390,348.00	51,438,820.00	2,134,743.17
20	Library Books	13,062,734.00	19,671.00		13,082,405.00	40%	12,784,457.00	119,179.00		12,903,636.00	178,769.00
21	Computers & Modems	67,627,352.34	4,935,019.60		72,562,371.94	40%	61,698,911.00	4,345,384.00	-	66,044,295.00	6,518,076.94
22	Projectors/Electronic Smart Boa	1,384,229.40			1,384,229.40	15%	774,929.00	91,395.00		866,324.00	517,905.40
23	Compter Software	1,581,882.00	-	-	1,581,882.00	40%	1,578,383.00	1,400.00		1,579,783.00	2,089.00
24	Audio Sound System	591,325.02	17,169.00		608,494.02	15%	241,161.00	55,100.00		296,261.00	312,233.02

Dr. G. T. Thampur
 PRINCIPAL
 Thadomal Shahani Engineering College
 Bantva (M), Mumbai-400 060.



Sr. No.	Description of Assets	Gross Block				Depreciation					Net Block as on 31/03/2021
		As on 01/04/2020	Addition for the year	Deletions for the year	As on 31/03/2021	Rate	As on 01/04/2020	For the year	Deletions for the year	As on 31/03/2021	
		(a)	(b)	(c)	(a+b-c)		(d)	(e)	(f)	(d+e+f)	
25	Exhaust Fans	21,466.00		-	21,466.00	15%	14,382.00	1,063.00		15,445.00	6,021.00
26	Vending Machine	24,884.00		-	24,884.00	15%	10,947.00	2,091.00		13,038.00	11,846.00
27	Sports Equipments	14,700.00		-	14,700.00	15%	8,177.00	978.00		9,155.00	5,545.00
28	Generator	828,635.00		-	828,635.00	15%	319,749.00	76,333.00		396,082.00	432,553.00
29	Electrical Fittings	74,459.20		-	74,459.20	15%	20,663.00	8,069.00		28,732.00	45,727.20
30	Internet Facility Asset	43,606.00		-	43,606.00	15%	12,101.00	4,726.00		16,827.00	26,779.00
31	Photo Camera	40,899.98		-	40,899.98	15%	6,135.00	5,215.00		11,350.00	29,549.98
32	Air Purifier	-	18,500.01		18,500.01	15%	-	2,775.00		2,775.00	15,725.01
	Web camera	-	46,597.70		46,597.70	15%	-	6,990.00		6,990.00	39,607.70
	MODROB Grant - Biomedical Dept										
33	Computers & Modems	185,948.00		-	185,948.00	40%	185,784.00	66.00		185,850.00	98.00
34	Computer Software	254,100.00		-	254,100.00	40%	253,875.00	90.00		253,965.00	135.00
35	Equipment	1,060,392.00		-	1,060,392.00	15%	944,491.00	17,385.00		961,876.00	98,516.00
	MODROB Grant - IT Dept										
36	Computers & Modems	624,398.00		-	624,398.00	40%	623,846.00	221.00		624,066.00	332.00
37	Equipment	378,135.00		-	378,135.00	15%	336,805.00	6,200.00		343,005.00	35,130.00
	MODROB Grant - Chem. Dept										
38	Computers & Modems	19,635.00		-	19,635.00	40%	19,591.00	18.00		19,609.00	26.00
39	Equipment	759,180.00		-	759,180.00	15%	638,708.00	18,071.00		656,779.00	102,401.00
	Entrepreneurship Devl Grant										
40	Computers & Modems	123,000.00		-	123,000.00	40%	122,728.00	109.00		122,837.00	163.00
	(B) Total	159,105,611.95	5,764,039.51	626,078.00	164,243,573.46		143,243,074.00	6,028,100.00	576,536.00	148,694,638.00	15,548,935.46
	Total II- (A+B)	190,202,371.52	5,859,039.51	626,078.00	195,435,333.03		162,902,017.00	7,181,382.00	576,536.00	169,506,863.00	25,928,470.03
	Grand Total (I+II)	317,788,211.52	12,025,874.09	626,078.00	329,188,007.61		239,086,513.00	12,938,199.00	576,536.00	251,448,176.00	77,739,831.61




UDIN : 21045550AAAAHH6693

Dr. G. T. Thampi
PRINCIPAL
Thadomal Shahani Engineering College
Bandra (W), Mumbai - 400 050.



For Thadomal Shahani
Engineering College,

(Dr. G. T. THAMPI)
Principal



HYDERABAD (SIND) NATIONAL COLLEGIATE BOARD'S
THADOMAL SHAHANI ENGINEERING COLLEGE
BE Course
Income and Expenditure Account for the year ending 31st March 2021

EXPENDITURE	Amount (Rs.)	Amount (Rs.)	INCOME	Amount (Rs.)	Amount (Rs.)
To Expenditure in respect of Properties:			By Interest from Bank		495,016.00
Rates, Taxes, Cesses	984,251.00		By Income from other sources (in details as far as possible)		
Repairs and Maintenance	7,758,394.93		Tuitions Fees	273,822,387.00	
Insurance	727,453.39		Other Fees From Students (Schedule-J)	3,879,202.16	
Depreciation (by way of provision of adjustments)	5,756,817.00	15,228,916.32	Other Receipts from Student (Schedule-K)	3,509,528.45	
To Legal Expenses		4,416.00	Miscellaneous Receipts from Others (Schedule - L)	12,401,543.74	
To Audit Fees		251,198.00	Profit on sale of Fixed assets	176,816.00	293,789,477.35
To Depreciation	7,181,382.00				
Less: Deprn. On assets acquired out of Grants & Funds (Refer Schedule A)	42,160.00	7,139,222.00			
To Expenses on Objects of Trust					
<u>Educational:</u>					
To Salaries and allowances (Schedule -H)	246,898,113.00				
To Honorarium to Visiting Faculty	128,100.00				
To Educational and College Running expenses (Schedule -I)	21,814,192.86				
To AICTE Fees	190,000.00				
To Affiliation, Accrediation and Processing Fees	474,584.00	269,504,989.86			
To Surplus carried over to Balance Sheet		2,157,751.17			
TOTAL Rs.		294,284,493.35	TOTAL Rs.		294,284,493.35

The above income & expenditure account to the best of our belief contains a True Account of the Income and Expenditure of the College

For Thadomal Shahani Engineering College,

For Hyderabad (Sind) National Collegiate Board

(Dr. G. T. THAMPI)
Principal

DINESH PANJWANI
Secretary

Mr. Kishor H Mansukhani
Trustee & President

Dr. G. T. Thampi
PRINCIPAL
Thadomal Shahani Engineering College
Bandra (W), Mumbai, 400 050.

AS per our report of even date
For SINGAVI, OTURKAR & KELKAR
CHARTERED ACCOUNTANTS
FRN No.110265W

[C.A.R. K. MULCHANDANI]
Partner
M.No.045550
UDIN : 21045550AAAAHH6693
Place Thane
Dated : 12th November , 2021



HYDERABAD (SIND) NATIONAL COLLEGIATE BOARD'S
THADOMAL SHAHANI ENGINEERING COLLEGE
PHD Course
Income and Expenditure Account for the year ending 31st March 2021

EXPENDITURE	Amount (Rs.)	Amount (Rs.)	INCOME	Amount (Rs.)	Amount (Rs.)
To Expenditure in respect of Properties:					
Rates, Taxes, Cesses	9,803.00		By Income from other sources (in details as far as possible) Tuition Fees <u>Other Receipts from Students</u>		
Repairs and Maintenance	77,275.00				
Insurance	7,246.00				
Depreciation (by way of provision of adjustments)	-	94,324.00			2,042,063.00
To Legal Expenses		44.00			
To Audit Fees		2,502.00			
To Depreciation		24,844.00			
To Expenses on Objects of Trust					
<u>Educational:</u>					
To Salaries and allowances	-				
To Honorarium to Visiting Faculty	175,000.00				
To Educational and College Running expenses (Schedule -B)	120,752.00				
To Affiliation fees	359,000.00	654,752.00			
To Surplus carried over to Balance Sheet		1,265,597.00			
TOTAL Rs.		2,042,063.00	TOTAL Rs.		2,042,063.00

The above income & expenditure account to the best of our belief contains a True Account of the Income and Expenditure of the College

As per our report of even date
 For SINGAVI, OTURKAR & KELKAR
 CHARTERED ACCOUNTANTS
 FRN.110265W



R.K.
 [C.A. R.K. MULCHANDANI]
 Partner
 M.No.045550
 UDIN: 21045550AAAAHI7842
 Place : Thane
 Dated : 12th November, 2021

For Thadomal Shahani
 Engineering College,

G.T.
 (Dr. G. T. THAMPI)
 Principal



For Hyderabad (Sind) National Collegiate Board

Dinesh Ranjwan
 DINESH RANJWAN
 Secretary



M. Kienji Mansukhani
 M. Kienji Mansukhani
 Trustee & President



G.T.
 Dr. G. T. Thampi
 PRINCIPAL
 Thadomal Shahani Engineering College
 Bandra (W), Mumbai-400 050.



**Audited Balance Sheet of
BE Course & Ph.D. Course
for A.Y 2019-20**

- 4.1.4 Average percentage of expenditure, excluding salary for infrastructure augmentation during last five years (INR in Lakhs) (10) &
 4.4.1 Average percentage of expenditure incurred on maintenance of infrastructure (physical and academic support facilities) excluding salary component during the last five years (INR in lakhs) (10)

INFRASTRUCTURE AGUMENTATION FOR THE YEAR 2019-20

Sr. No.	AS PER	DESCRIPTION	BE COURSE	PHD COURSE	TOTAL
1	BALANCE SHEET 2019-20	Addition in fised assets	6490435.00	56628.20	6547063.20
2	INCOME & EXPENDITURE 2019-20	Repais & Maint - Building	916504.00	27344.00	943848.00
3	INCOME & EXPENDITURE 2019-20	Repairs & Maintenance	42431.00		42431.00
		GRAND TOTAL	7449370.00	83972.20	7533342.20

FIGURES AS PER CA CERTIFICATE IN LAKHS

75.33



Dr. G. T. Thampi
 PRINCIPAL
 Thadomal Shahani Engineering College
 Bandra (W), Mumbai - 400 050.



HYDERABAD (SIND) NATIONAL COLLEGIATE BOAF
THADOMAL SHAHANI ENGINEERING COLLEGE
BE Course

SCHEDULE FORMING PART OF THE BALANCE SHEET AS ON 31ST MARCH,2020

SCHEDULE C: FIXED ASSETS

Sr. No.	Description of Assets	Gross Block				Depreciation					Net Block as on 31/03/2020
		As on 01/04/2019	Addition for the year	Deletions for the year	As on 31/03/2020	Rate	As on 01/04/2019	For the year	Deletions for the year	As on 31/03/2020	
		(a)	(b)	(c)	(a+b-c)		(d)	(e)	(f)	(d+e-f)	
I Immovable Properties											
1	College Building (New)	127,585,840.00	-	-	127,585,840.00	10%	70,473,235.00	5,711,261.00	-	76,184,496.00	51,401,344.00
	Total (I)	127,585,840.00	-	-	127,585,840.00		70,473,235.00	5,711,261.00	-	76,184,496.00	51,401,344.00
II Movable Properties											
1	Furniture & Fixtures	30,892,526.81	204,232.76	-	31,096,759.57	10%	18,388,075.00	1,270,868.00	-	19,658,943.00	11,437,816.57
	(A) Total	30,892,526.81	204,232.76	-	31,096,759.57		18,388,075.00	1,270,868.00	-	19,658,943.00	11,437,816.57
	Other Fixed Asset										
2	Typewriter	58,381.00	-	-	58,381.00	15%	57,610.00	116.00	-	57,725.00	655.00
3	Air conditioner	9,517,602.70	1,081,818.10	-	10,599,420.80	15%	5,798,447.00	720,146.00	-	6,518,593.00	4,080,827.80
4	Water Cooler & Water Filter	867,864.00	-	-	867,864.00	15%	778,572.00	13,394.00	-	791,966.00	75,898.00
5	Photocopying Machine	604,850.00	-	-	604,850.00	15%	479,656.00	18,779.00	-	498,435.00	106,415.00
6	Duplicating Machine	61,585.00	-	-	61,585.00	15%	60,760.00	124.00	-	60,884.00	701.00
7	Refrigerator	36,400.50	-	-	36,400.50	15%	12,017.00	3,658.00	-	15,675.00	20,725.50
8	Fax Machine	60,175.00	-	-	60,175.00	15%	56,278.00	585.00	-	56,863.00	3,312.00
9	Television & VCR	43,000.00	-	-	43,000.00	15%	42,475.00	79.00	-	42,554.00	446.00
10	Xerox Machine	506,675.00	59,000.00	-	565,675.00	15%	390,038.00	26,346.00	-	416,384.00	149,291.00
11	Drawing Boards	190,000.00	-	-	190,000.00	15%	118,342.00	10,749.00	-	129,091.00	60,909.00
12	White Board	146,030.40	-	-	146,030.40	15%	75,293.00	10,611.00	-	85,904.00	60,126.40
13	TV Camera & Modems	1,269,773.34	-	-	1,269,773.34	15%	762,223.00	76,133.00	-	838,356.00	431,417.34
14	Aqua -Guard a/c	97,440.00	-	-	97,440.00	15%	66,971.00	4,570.00	-	71,541.00	25,899.00
15	EPBAX a/c	157,500.00	-	-	157,500.00	15%	98,099.00	8,910.00	-	107,009.00	50,491.00
16	Grills & Fabricating Works	923,400.00	-	-	923,400.00	15%	790,096.00	19,996.00	-	810,092.00	113,308.00
17	Fire Fighting Equipment	564,178.80	-	-	564,178.80	15%	335,546.00	34,295.00	-	369,841.00	194,337.80
18	Office Equipment & Telephone	566,635.20	8,000.00	-	574,635.20	15%	279,640.00	44,249.00	-	323,889.00	250,746.20
19	Laboratory Equipment	52,917,347.45	866,994.52	-	53,584,341.97	15%	51,076,233.00	376,216.00	-	51,452,449.00	2,131,892.97
20	Library Books	12,842,304.00	220,430.00	-	13,062,734.00	40%	12,598,939.00	185,518.00	-	12,784,457.00	278,277.00
21	Computers & Modems	63,447,202.32	4,180,150.02	-	67,627,352.34	40%	57,746,617.00	3,952,294.00	-	61,698,911.00	5,928,441.34
22	Projectors/Electronic Smart Boa	1,384,229.40	-	-	1,384,229.40	15%	667,405.00	107,524.00	-	774,929.00	609,300.40
23	Compter Software	1,581,882.00	-	-	1,581,882.00	40%	1,576,051.00	2,332.00	-	1,578,383.00	3,499.00
24	Audio Sound System	562,415.00	28,910.02	-	591,325.02	15%	179,367.00	61,794.00	-	241,161.00	350,164.02
25	Exhaust Fans	21,466.00	-	-	21,466.00	15%	13,132.00	1,250.00	-	14,382.00	7,084.00



Sr. No.	Description of Assets	Block				Depreciation				Net Block - on 31/03/2020	
		As on 01/04/2019	Addition for the year	Deletions for the year	As on 31/03/2020	Rate	As on 01/04/2019	For the year	Deletions for the year		As on 31/03/2020
		(a)	(b)	(c)	(a+b-c)		(d)	(e)	(f)		(d+e-f)
									10,947.00	13,937.00	
26	Vending Machine	24,884.00		-	24,884.00	15%	8,488.00	2,459.00	8,177.00	6,523.00	
27	Sports Equipments	14,700.00		-	14,700.00	15%	7,026.00	1,151.00	319,749.00	508,886.00	
28	Generator	828,635.00		-	828,635.00	15%	229,946.00	89,803.00	20,663.00	53,796.20	
29	Electrical Fittings	74,459.20			74,459.20	15%	11,169.00	9,494.00	12,101.00	31,505.00	
30	Internet Facility Asset	43,606.00			43,606.00	15%	6,541.00	5,560.00	6,135.00	34,764.98	
	Photo Camera	-	40,899.98		40,899.98	15%	-	6,135.00			
	MODROB Grant - Biomedical Dept								185,784.00	164.00	
31	Computers & Modems	185,948.00	-	-	185,948.00	40%	185,674.00	110.00	253,875.00	225.00	
32	Computer Software	254,100.00	-	-	254,100.00	40%	253,725.00	150.00	944,491.00	115,901.00	
33	Equipment	1,060,392.00			1,060,392.00	15%	924,038.00	20,453.00			
	MODROB Grant - IT Dept								623,845.00	553.00	
34	Computers & Modems	624,398.00	-	-	624,398.00	40%	623,477.00	368.00	336,805.00	41,330.00	
35	Equipment	378,135.00	-	-	378,135.00	15%	329,511.00	7,294.00			
	MODROB Grant - Chem. Dept								19,591.00	44.00	
36	Computers & Modems	19,635.00	-	-	19,635.00	40%	19,562.00	29.00	638,708.00	120,472.00	
36	Equipment	759,180.00	-	-	759,180.00	15%	617,448.00	21,260.00			
	Entrepreneurship Devl Grant								122,728.00	272.00	
37	Computers & Modems	123,000.00	-	-	123,000.00	40%	122,546.00	182.00	-	143,243,074.00	
	(B) Total	152,819,409.31	6,286,202.64	-	169,105,611.95		137,398,968.00	5,844,116.00	-	162,902,017.00	
	Total II- (A+B)	183,711,936.12	6,490,435.40	-	190,202,371.52		165,787,033.00	7,114,984.00	-	27,300,354.52	
	Grand Total (I+II)	311,297,776.12	6,490,435.40	-	317,788,211.52		226,260,268.00	12,826,245.00	-	239,086,513.00	

UDIN : 20045550AAAAEP7414

Dr. G. T. Thiampi
PRINCIPAL
Thadomal Shahani Engineering College
Bandra (W), Mumbai - 400 050.



For Thadomal Shahani
Engineering College,

(Dr. G. T. THAMPI)
Principal

HYDERABAD (SIND) NATIONAL COLLEGIATE BOARD'S
THADOMAL SHAHANI ENGINEERING COLLEGE
Ph.D Course
SCHEDULE FORMING PART OF THE BALANCE SHEET AS ON 31ST MARCH,2020

SCHEDULE A: FIXED ASSETS

Sr No.	Description of Assets	Gross Block			Rate	Depreciation		As on 31/03/2020	Amount (Rupees) Net Block as on 31/03/2020
		As on 01/04/2019	Addition for the year	Deletions for the year		As on 01/04/2019	For the year		
1	Computers & Modems	814,080.00	56,628.20	-	40%	767,189.00	41,408.00	808,597.00	82,111.20
	TOTAL RUPEES	814,080.00	56,628.20	-		767,189.00	41,408.00	808,597.00	82,111.20

①

For Thadomal Shahani
Engineering College,

(Dr. G. T. THAMPI)
Principal



UDIN: 20045550AAAAE09051


Dr. G. T. Thampi
PRINCIPAL
Thadomal Shahani Engineering College
Bandra (W), Mumbai-400 050.



HYDERABAD (SIND) NATIONAL COLLEGIATE BOARD'S

THADOMAL SHAHANI ENGINEERING COLLEGE

BE Course

Income and Expenditure Account for the year ending 31st March 2020

EXPENDITURE	Amount (Rs.)	Amount (Rs.)	INCOME	Amount (Rs.)	Amount (Rs.)
To Expenditure in respect of Properties: Rates, Taxes, Cesses	936,985.00		By Interest from Bank		415,885.00
Repairs and Maintenance	916,504.63		By Income from other sources (In details as far as possible)		
Insurance	483,438.95		Tuitions Fees	236,309,462.00	
Depreciation (by way of provision of adjustments)	5,711,261.00	8,028,189.58	Other Fees From Students (Schedule-J)	4,194,894.48	
To Legal Expenses		1,767.00	Other Receipts from Student (Schedule-K)	3,960,678.26	
To Audit Fees		217,705.00	Miscellaneous Receipts from Others (Schedule - L)	9,244,599.77	255,172,720.51
To Depreciation	7,114,984.00		Insurance Claim Received (Refer Note No. 6 in Schedule 'M')	1,463,086.00	
Less: Deprn. On assets acquired out of Grants & Funds (Refer Schedule A)	49,846.00	7,065,138.00	By Deficit carried over to Balance Sheet		42,687,220.27
To Expenses on Objects of Trust <u>Educational:</u>					
To Salaries and allowances (Schedule -H)	250,260,043.20				
To Honorarium to Visiting Faculty	707,950.00				
To Educational and College Running expenses (Schedule -I)	31,190,033.00				
To AICTE Fees	250,000.00				
To Affiliation, Accrediation and Processing Fees	555,000.00	282,963,026.20			
TOTAL Rs.		298,275,825.78	TOTAL Rs.		298,275,825.78

The above income & expenditure account to the best of our belief contains a True Account of the Income and Expenditure of the College

As per our report of even date
For SINGAVI, OTURKAR & KELKAR
CHARTERED ACCOUNTANTS
FRN No.110285W

[C.A.R. K. MULCHANDAN]

Partner


M.No.045550

UDIN : 20045550AAAAEP7414

Place : Thane

Dated : 27th November, 2020

For Thadomal Shahani
Engineering College,



For Hyderabad (Sind) National Collegiate Board

DINESH PANJWANI
Secretary



Dr. G. T. Thampi
PRINCIPAL
Thadomal Shahani Engineering College
Bandra (W), Mumbai - 400 050.




HYDERABAD (SIND) NATIONAL COLLEGIATE BOARD'S
THADOMAL SHAHANI ENGINEERING COLLEGE
PHD Course

Income and Expenditure Account for the year ending 31st March 2020

EXPENDITURE	Amount (Rs.)	Amount (Rs.)	INCOME	Amount (Rs.)	Amount (Rs.)
To Expenditure in respect of Properties:			By income from other sources (in details as far as possible) Tuition Fees <u>Other Receipts from Students</u>		2,794,402.00
Rates, Taxes, Cesses	27,955.00				
Repairs and Maintenance	27,344.00				
Insurance	13,827.00	69,126.00			
Depreciation (by way of provision of adjustments)		53.00			
To Legal Expenses		6,495.00			
To Audit Fees		41,408.00			
To Depreciation					
To Expenses on Objects of Trust					
<u>Educational:</u>					
To Salaries and allowances	246,000.00				
To Honorarium to Visiting Faculty					
To Educational and College Running expenses (Schedule -B)	658,730.07	1,209,230.07			
To Affiliation fees	304,500.00				
To Surplus carried over to Balance Sheet		1,468,089.93			
TOTAL Rs.		2,794,402.00	TOTAL Rs.	2,794,402.00	

The above income & expenditure account to the best of our belief contains a True Account of the Income and Expenditure of the College

As per our report of even date
 For SINGAVI, OTURKAR & KELKAR
 CHARTERED ACCOUNTANTS
 FRN.110265V


 [C.A. R.K. MULCHANDANI]
 Partner
 M.No.045550
 UDIN: 20045550AAAAEO9051
 Place : Thane
 Dated : 27th November,2020



For Thadomal Shahani Engineering College,

(Dr. G. T. THAMPI)
 Principal



For Hyderabad (Sind) National Collegiate Board

DINESH PANJWANI
 Secretary




 Dr. G. T. Thampi
 PRINCIPAL
 Thadomal Shahani Engineering College
 Banda (W), Mumbai - 400 050.



HYDERABAD (SIND) NATIONAL COLLEGIATE BOARD'S
THADOMAL SHAHANI ENGINEERING COLLEGE
BE Course

SCHEDULES FORMING PART OF THE INCOME & EXPENDITURE FOR THE YEAR ENDED 31ST MARCH, 2020

SCHEDULE- I ADMINISTRATIVE EXPENSES

Sr No.	Particulars	Amount (₹)	Amount (₹)
1	Electricity Expenses		5,651,938.00
2	Telephone & Postage		63,251.00
3	Water Charges		66,368.00
4	Conveyance & Travelling Expenses		138,372.83
5	Book Allowance		11,918.00
6	Admission Expenses		239,139.43
7	Security Charges		1,542,252.00
8	Houskeeping Charges		2,176,877.00
9	Miscellaneous Expenses		90,188.32
10	Membership Fees		74,478.00
11	Bank Charges		1,930.58
12	Software Expenses		318,135.64
13	Website Development Charges		209,069.90
14	Printing , Stationery & Xerox		521,467.55
15	Internet Expenses		356,256.20
16	Advertisement		459,740.56
17	Professional Fee		292,290.00
18	Periodical & subscription		821,657.00
19	Building Usage Charges		9,240,000.00
20	College Exam Expenses		2,816,547.46
21	Lab Recurring expenses		
22	Chemicals	219,047.80	
23	Consumables	72,166.97	
24	Lab Components	57,719.56	
25	Workshop Components	36,677.75	385,612.08
26	Repairs & Maintenance		
	Plumbing, Electrical & General	1,271,244.82	
	Air Conditioner Repairs	497,317.94	
	Lift Maintenance	603,268.64	
	Lab. Equipment Maint.	80,280.52	
	Lab. Components	78,024.21	
	Water cooler	39,053.00	
	Repairs to Furniture & Fixture	11,351.80	
	Labour charges		
	Laboratory & office Repairs	31,079.22	2,611,620.15
27	Educational Tour Expenses for students		3,873.20
28	Training & Placement Expenses for students		121,733.24
29	Sports Expenses		21,000.00
30	Profession Tax Late Fee		17,000.00
31	Students Activities Expenses		329,418.60
32	College Cultural Activities		4,987.30
33	AICTE Compliance Expenses		8,369.79
34	Entrepreneurship Development E- Cell - Expenses		10,898.00
35	Seminar & Conference Expenses		163,350.00
36	Exam Remuneration for Outside Exams		1,487,683.00
37	Staff Welfare		136,948.04
38	Diesel for Generator		8,874.00
39	STTP Course Expenses		124,857.14
40	Patent Filing Charges		1,750.00
41	NBA Expenses		94,547.17
42	Internship Programme Expenses		280,000.00
43	Transport Charges		8,000.00
44	Tax on RCM CGST		132,084.81
45	Tax on RCM SGST		132,084.81
46	Interest on CGST		6,629.00
47	Interest on SGST		6,629.00
48	Interest on IGST		206.20
	Total		31,190,033.00

For Thadomal Shahani
Engineering College,

(Dr G. T. THAMPI)
Principal



**Audited Balance Sheet of
BE Course & Ph.D. Course
for A.Y 2018-19**

- 4.1.4 Average percentage of expenditure, excluding salary for Infrastructure augmentation during last five years (INR in Lakhs) (10) &
 4.4.1 Average percentage of expenditure incurred on maintenance of infrastructure (physical and academic support facilities) excluding salary component during the last five years (INR in lakhs) (10)

INFRASTRUCTURE AGUMENTATION FOR THE YEAR 2018-19

SR. NO.	AS PER	DESCRIPTION	BE COURSE	PHD COURSE	TOTAL
1	BALANCE SHEET 2018-19	Addition in fised assets	6920080.00	0.00	6920080.00
2	INCOME & EXPENDITURE 2018-19	Repais & Maint - Building	1989173.00	47361.00	2036534.00
3	INCOME & EXPENDITURE 2018-19	Repairs & Maintenance	150917.00	0.00	150917.00
		GRAND TOTAL	9060170.00	47361.00	9107531.00

FIGURES AS PER CA CERTIFICATE IN LAKHS

91.07



Dr. G. T. Thampi
 PRINCIPAL
 Thadomal Shahani Engineering College
 Bandra (W), Mumbai - 400 050.




HYDERABAD (SIND) NATIONAL COLLEGIATE BOARD'S
THADOMAL SHAHANI ENGINEERING COLLEGE
BE Course
SCHEDULE FORMING PART OF THE BALANCE SHEET AS ON 31ST MARCH, 2019

SCHEDULE C: FIXED ASSETS

Sr. No.	Description of Assets	Gross Block				Rate	Depreciation				Net Block as on 31/03/2019
		As on 01/04/2018	Addition for the year	Deletions for the year	As on 31/03/2019		As on 01/04/2018	For the year	Deletions for the year	As on 31/03/2019	
		(a)	(b)	(c)	(a+b-c)		(d)	(e)	(f)	(d+e-f)	
I Immovable Properties											
1	College Building (New)	127,585,840.00		-	127,585,840.00	10%	64,127,390.00	6,345,845.00		70,473,235.00	57,112,605.00
	Total (I)	127,585,840.00	-	-	127,585,840.00		64,127,390.00	6,345,845.00	-	70,473,235.00	57,112,605.00
II Movable Properties											
1	Furniture & Fixtures	30,443,826.72	721,287.09	272,587.00	30,892,526.81	10%	17,050,520.00	1,389,383.00	51,828.00	18,388,075.00	12,504,451.81
	(A) Total	30,443,826.72	721,287.09	272,587.00	30,892,526.81		17,050,520.00	1,389,383.00	51,828.00	18,388,075.00	12,504,451.81
	Other Fixed Asset										771.00
2	Typewriter	58,381.00	-	-	58,381.00	15%	57,474.00	136.00		57,610.00	
3	Air conditioner	8,714,054.46	928,648.24	125,100.00	9,517,602.70	15%	5,201,922.00	656,322.00	59,797.00	5,798,447.00	3,719,155.70
4	Water Cooler & Water Filter	867,864.00	-	-	867,864.00	15%	762,814.00	15,758.00		778,572.00	89,292.00
5	Photocopying Machine	604,850.00			604,850.00	15%	457,563.00	22,093.00		479,656.00	125,194.00
6	Duplicating Machine	61,585.00			61,585.00	15%	60,614.00	146.00		60,760.00	825.00
7	Refrigerator	31,773.00	16,410.50	11,783.00	36,400.50	15%	19,441.00	4,303.00	11,727.00	12,017.00	24,383.50
8	Fax Machine	60,175.00	-	-	60,175.00	15%	55,590.00	688.00		56,278.00	3,897.00
9	Television & VCR	43,000.00	-	-	43,000.00	15%	42,382.00	93.00		42,475.00	525.00
10	Xerox Machine	506,675.00			506,675.00	15%	389,455.00	20,583.00		390,038.00	116,637.00
11	Drawing Boards	190,000.00	-	-	190,000.00	15%	105,696.00	12,646.00		118,342.00	71,658.00
12	White Board	112,760.00	39,270.40	6,000.00	146,030.40	15%	66,148.00	12,483.00	3,338.00	75,293.00	70,737.40
13	TV Camera & Modems	1,205,808.88	88,501.48	34,537.00	1,269,773.34	15%	691,868.00	89,568.00	19,213.00	762,223.00	507,550.34
14	Aqua - Guard a/c	97,440.00			97,440.00	15%	61,594.00	5,377.00		66,971.00	30,469.00
15	EPBAX a/c	157,500.00			157,500.00	15%	87,616.00	10,483.00		98,099.00	59,401.00
16	Grills & Fabricating Works	923,400.00			923,400.00	15%	766,572.00	23,524.00		790,096.00	133,304.00
17	Fire Fighting Equipment	415,839.00	148,339.80		564,178.80	15%	295,199.00	40,347.00		335,546.00	228,632.80
18	Office Equipment & Telephone	530,055.20	36,580.00		566,635.20	15%	228,994.00	50,646.00		279,640.00	286,995.20
19	Laboratory Equipment	52,664,809.80	252,537.65		52,917,347.45	15%	50,751,330.00	324,903.00		51,076,233.00	1,841,114.45
20	Library Books	12,745,360.00	96,944.00		12,842,304.00	40%	12,436,696.00	162,243.00		12,598,939.00	243,365.00
21	Computers & Modems	60,250,758.31	4,313,819.01	1,117,375.00	63,447,202.32	40%	55,060,425.00	3,800,391.00	1,114,199.00	57,746,617.00	5,700,585.32
22	Projectors/Electronic Smart Board	1,249,727.00	134,502.40		1,384,229.40	15%	540,906.00	126,499.00		667,405.00	716,824.40
23	Compler Software	1,581,882.00			1,581,882.00	40%	1,572,163.00	3,888.00		1,576,051.00	5,831.00
24	Audio Sound System	557,625.00	4,790.00		562,415.00	15%	111,770.00	67,597.00		179,367.00	383,048.00
25	Exhaust Fans	21,466.00			21,466.00	15%	11,661.00	1,471.00		13,132.00	8,334.00


Dr. G. T. Thampi
PRINCIPAL
 Thadomal Shahani Engineering College
 Bandra (W), Mumbai - 400 050.







Sr No	Description of Assets	Gross Block			Depreciation					Net Block as on 31/03/2019	
		As on 01/04/2018	Addition for the year	Deletions for the year	As on 31/03/2019	Rate	As on 01/04/2018	For the year	Deletions for the year		As on 31/03/2019
		(a)	(b)	(c)	(a+b-c)	(d)	(e)	(f)	(d+e-f)		
		14,500.00	10,304.00	-	24,804.00	15%	5,695.00	2,893.00		8,488.00	16,395.00
26	Vending Machine	14,500.00			14,700.00	15%	5,672.00	1,354.00		7,026.00	7,674.00
27	Sports Equipments	14,700.00			828,035.00	15%	124,295.00	105,651.00		229,946.00	598,689.00
28	Generator	828,635.00			74,459.20	15%		11,169.00		6,541.00	63,290.20
29	Electrical Fittings		74,459.20		43,606.00	15%		6,541.00			37,065.00
30	Internet Facility Asset		43,606.00								
	MODROB Grant - Biomedical Dept				185,948.00	40%	185,491.00	183.00		185,674.00	274.00
31	Computers & Modems	185,948.00	-	-	254,100.00	40%	253,475.00	250.00		253,725.00	375.00
32	Computer Software	254,100.00	-	-	1,060,392.00	15%	899,975.00	24,063.00		924,038.00	136,354.00
33	Equipment	1,060,392.00									
	MODROB Grant - IT Dept				624,398.00	40%	622,863.00	614.00		623,477.00	921.00
34	Computers & Modems	624,398.00	-	-	378,135.00	15%	320,930.00	8,581.00		329,511.00	48,624.00
35	Equipment	378,135.00									
	MODROB Grant - Chem Dept				19,635.00	40%	19,514.00	48.00		19,562.00	73.00
36	Computers & Modems	19,635.00	-	-	759,180.00	15%	592,436.00	25,012.00		617,448.00	141,732.00
36	Equipment	759,180.00									
	Entrepreneurship Devel Grant				123,000.00	40%	122,244.00	302.00		122,546.00	454.00
37	Computers & Modems	123,000.00	-	-							
	(B) Total	147,915,411.65	6,198,792.66	1,294,796.00	162,819,409.31		132,968,383.00	5,638,849.00	1,208,274.00	137,398,958.00	15,420,451.31
	Total II (A+B)	178,359,238.37	6,920,079.76	1,567,382.00	183,711,936.12		150,018,903.00	7,028,232.00	1,260,102.00	155,787,033.00	27,924,903.12
	Grand Total (I+II)	305,945,078.37	6,920,079.76	1,567,382.00	311,297,778.12		214,146,293.00	13,374,077.00	1,260,102.00	226,260,268.00	85,037,508.12

Km

UDIN 19045560AAACS1320

Dr. G. T. Thampi
PRINCIPAL
Thadomal Shahani Engineering College
Bandra (W), Mumbai-400 050.



For Thadomal Shahani
Engineering College,

(Dr. G. T. THAMPI)
Principal




HYDERABAD (SIND) NATIONAL COLLEGIATE BOARD's
THADOMAL SHAHANI ENGINEERING COLLEGE
 BE Course
 Income and Expenditure Account for the year ending 31st March 2019

EXPENDITURE	Amount (Rs.)	Amount (Rs.)	INCOME	Amount (Rs.)	Amount (Rs.)
To Expenditure in respect of Properties: Rates, Taxes, Cesses	961,727.00		By Interest from Bank		443,500.00
Repairs and Maintenance	1,989,172.79		By Income from other sources (in details as far as possible)		231,629,891.00
Insurance	176,630.53	9,473,375.32	Tuitions Fees	4,016,158.00	
Depreciation (by way of provision of adjustments)	6,345,845.00	6,144.00	Other Fees From Students (Schedule-J)	4,571,098.65	
To Legal Expenses		190,172.00	Other Receipts from Student (Schedule-K)	4,906,954.95	13,494,833.60
To Audit Fees		307,224.00	Miscellaneous Receipts from Others (Schedule - L)	622.00	
To Loss of Assets Destroyed by Fire (Refer Note No. 6 in Schedule 'M')			Surplus On Sale of Equipments & UPS		59,104,235.09
To Depreciation	7,028,232.00	6,969,179.00	By Deficit carried over to Balance Sheet		
Less: Depm. On assets acquired out of Grants & Funds (Refer Schedule A)	59,053.00				
To Expenses on Objects of Trust					
<u>Educational:</u>					
To Salaries and allowances (Schedule -H)	254,579,850.36				
To Honorarium to Visiting Faculty	177,100.00				
To Educational and College Running expenses	32,864,415.01	287,726,365.37			
<u>Schedule -H</u>					
To AJOTE Fees	75,000.00				
To Affiliation fees	30,000.00				
TOTAL Rs.		304,672,459.69	TOTAL Rs.		304,672,459.69


The above income & expenditure account to the best of our belief contains a True Account of the Income and Expenditure of the College

As per our report of even date
 For SINGAR V. OTURKAR & KELKAR
 CHARTERED ACCOUNTANTS
 FPN No. 110095W


 C.A.R. K. MULCHANDANI
 Partner
 W.No. 46550
 UDIN: 19045550AAAAACS1320
 Place: Thane
 Date: 17th August 2019




For Thadomal Shahani
 Engineering College,


 (Dr. G. T. THAMPI)
 Principal



For Hyderabad (Sind) National Collegiate Board


 DINESH PANWAR
 Secretary




 Dr. G. T. Thampi
 PRINCIPAL
 Thadomal Shahani Engineering College
 Bandra (W), Mumbai - 400 050.



**HYDERABAD (SIND) NATIONAL COLLEGIATE BOARD'S
THADOMAL SHAHANI ENGINEERING COLLEGE
BE Course**

SCHEDULES FORMING PART OF THE INCOME & EXPENDITURE FOR THE YEAR ENDED 31ST MARCH, 2019

SCHEDULE- I ADMINISTRATIVE EXPENSES

Sr No.	Particulars	Amount (')	Amount (')
1	Electricity Expenses		6,387,481.45
2	Telephone & Postage		83,082.00
3	Water Charges		34,003.00
4	Conveyance & Travelling Expenses		193,353.74
5	Book Allowance		839.00
6	Admission Expenses		390,781.56
7	Security Charges		1,685,092.38
8	Houskeeping Charges		2,219,194.00
9	Miscellaneous Expenses		356,955.29
10	Membership Fees		62,072.00
11	Bank Charges		4,682.85
12	Software Expenses		77,011.00
13	Website Development Charges		155,381.85
14	Printing, Stationery & Xerox		556,464.78
15	Internet Expenses		339,763.20
16	Advertisement		445,645.50
17	Professional Fee		939,337.98
18	Periodical & subscription		854,372.00
19	Building Usage Charges		9,240,000.00
20	College Exam Expenses		2,632,541.36
21	<u>Lab Recurring expenses</u>		
22	Chemicals	188,513.74	
23	Consumables	30,811.76	
24	Lab Components	99,380.97	
25	Workshop Components	48,772.92	367,479.39
26	<u>Repairs & Maintenance</u>		
	Plumbing, Electrical & General	1,075,662.83	
	Air Conditioner Repairs	578,642.94	
	Lift Maintenance	556,427.00	
	Lab. Equipment Maint.	160,753.70	
	Lab. Components	93,224.83	
	Water cooler	36,962.20	
	Repairs to Furniture & Fixture	146,216.16	
	Labour charges	41,400.00	
	Laboratory & office Repairs	4,701.24	
27	Educational Tour Expenses for students		2,693,990.90
28	Training & Placement Expenses for students		13,900.00
29	Sports Expenses		130,129.76
30	College Magazine Expenses		146,970.74
31	Students Activities Expenses		143,305.00
32	College Cultural Activities		391,084.71
33	College Cultural Activities		3,873.00
34	AICTE Compliance Expenses		315,740.75
35	Admission Regulating Authority processing Fee		209,888.50
36	Seminar & Conference Expenses		182,902.00
37	Exam Remuneration for Outside Exams		915,535.00
38	Staff Welfare		102,016.47
39	Library Expenses		37,490.00
40	STTP Course Expenses		403,137.99
41	Enterprenurship Dept E Cell - Exp		4,266.00
42	Ulltrasound Centre Regtn Charges		12,500.00
43	Uniform Expenses		52,004.00
44	Tax on RCM CGST		34,191.54
45	Tax on RCM SGST		34,191.54
46	Interest on CGST		5,822.39
47	Interest on SGST		5,822.39
	Interest on IGST		118.00
	Total		32,864,415.01

Dr. G. T. Thampi
Principal
Thadomal Shahani Engineering College
Bandra (W), Mumbai - 400 050.

UDIN : 19045550AAAACS1320

For Thadomal Shahani
Engineering College,

(Dr. G. T. THAMPI)
Principal



**Audited Balance Sheet of
BE Course & Ph.D. Course
for A.Y 2017-18**

4.1.4 Average percentage of expenditure, excluding salary for infrastructure augmentation during last five years (INR in Lakhs) (10) &

4.4.1 Average percentage of expenditure incurred on maintenance of infrastructure (physical and academic support facilities) excluding salary component during the last five years (INR in lakhs) (10)

INFRASTRUCTURE AGUMENTATION FOR THE YEAR 2017-18

SR. NO.	AS PER	DESCRIPTION	BE COURSE	PHD COURSE	TOTAL
1	BALANCE SHEET 2017-18	Addition in fised assets	22503646.00	0.00	22503646.00
2	INCOME & EXPENDITURE 2017-18	Repais & Maint - Building	11414507.00	271774.00	11686281.00
3	INCOME & EXPENDITURE 2017-18	Repairs & Maintenance	93069.00		93069.00
		GRAND TOTAL	34011222.00	271774.00	34282996.00

FIGURES AS PER CA CERTIFICATE IN LAKHS

342.82

Dr. G. T. Thampi
PRINCIPAL
Thadomal Shahani Engineering College
Bandra (W), Mumbai - 400 050.



**HYDERABAD (SIND) NATIONAL COLLEGIATE BOARD'S
THADOMAL SHAHANI ENGINEERING COLLEGE
BE Course
SCHEDULE FORMING PART OF THE BALANCE SHEET AS ON 31ST MARCH, 2018**

SCHEDULE C: FIXED ASSETS

Sr. No.	Description of Assets	Gross Block				Depreciation				Net Block as on 31/03/2018	
		As on 01/04/2017	Addition for the year	Deletions for the year	As on 31/03/2018	Rate	As on 01/04/2017	For the year	Deletions for the year		As on 31/03/2018
		(a)	(b)	(c)	(a+b-c)		(d)	(e)	(f)		(d+e-f)
I Immovable Properties											
1	College Building (New)	121,768,187.00	5,817,653.00	-	127,585,840.00	10%	57,076,451.00	7,050,939.00	-	64,127,390.00	63,458,450.00
	Total (I)	121,768,187.00	5,817,653.00		127,585,840.00		57,076,451.00	7,050,939.00		64,127,390.00	63,458,450.00
II Movable Properties											
1	Furniture & Fixtures	23,206,380.00	7,238,293.72	847.00	30,443,826.72	10%	15,562,375.00	1,488,145.00	-	17,050,520.00	13,393,306.72
	(A) Total	23,206,380.00	7,238,293.72	847.00	30,443,826.72		15,562,375.00	1,488,145.00		17,050,520.00	13,393,306.72
Other Fixed Asset											
2	Typewriter	58,381.00	-	-	58,381.00	15%	57,314.00	160.00	-	57,474.00	907.00
3	Air conditioner	7,479,787.00	1,234,267.46	-	8,714,054.46	15%	4,582,134.00	619,788.00	-	5,201,922.00	3,512,132.46
4	Water Cooler & Water Filter	867,864.00	-	-	867,864.00	15%	744,276.00	18,538.00	-	762,814.00	105,050.00
5	Photocopying Machine	604,850.00	-	-	604,850.00	15%	431,571.00	25,992.00	-	457,563.00	147,287.00
6	Duplicating Machine	61,585.00	-	-	61,585.00	15%	60,443.00	171.00	-	60,614.00	971.00
7	Refrigerator	31,773.00	-	-	31,773.00	15%	17,265.00	2,176.00	-	19,441.00	12,332.00
8	Fax Machine	60,175.00	-	-	60,175.00	15%	54,781.00	809.00	-	55,590.00	4,585.00
9	Television & VCR	43,000.00	-	-	43,000.00	15%	42,273.00	109.00	-	42,382.00	618.00
10	Xerox Machine	506,675.00	-	-	506,675.00	15%	345,240.00	24,215.00	-	369,455.00	137,220.00
11	Drawing Boards	190,000.00	-	-	190,000.00	15%	90,819.00	14,877.00	-	105,696.00	84,304.00
12	White Board	105,960.00	6,800.00	-	112,760.00	15%	57,922.00	8,226.00	-	66,148.00	46,612.00
13	TV Camera & Modems	1,058,894.00	146,914.88	-	1,205,808.88	15%	601,172.00	90,696.00	-	691,868.00	513,940.88
14	Aqua-Guard a/c	97,440.00	-	-	97,440.00	15%	55,268.00	6,326.00	-	61,594.00	35,846.00
15	EPBAX a/c	157,500.00	-	-	157,500.00	15%	75,284.00	12,332.00	-	87,616.00	69,884.00
16	Grills & Fabricating Works	923,400.00	-	-	923,400.00	15%	738,898.00	27,676.00	-	766,572.00	156,828.00
17	Fire Fighting Equipment	415,839.00	-	-	415,839.00	15%	273,910.00	21,289.00	-	295,199.00	120,640.00
18	Office Equipment & Telephone	396,612.00	133,443.20	-	530,055.20	15%	175,865.00	53,129.00	-	228,994.00	301,061.20
19	Laboratory Equipment	52,670,617.00	104,101.80	109,909.00	52,664,809.80	15%	50,512,271.00	339,367.00	100,308.00	50,751,330.00	1,913,479.80
20	Library Books	12,430,292.00	315,068.00	-	12,745,360.00	40%	12,230,920.00	205,776.00	-	12,436,696.00	308,664.00
21	Computers & Modems	55,404,855.00	5,979,308.31	1,133,405.00	60,250,758.31	40%	52,722,353.00	3,464,724.00	1,126,652.00	55,060,425.00	5,190,333.31
22	Projectors/Electronic Smart Board	948,665.00	301,062.00	-	1,249,727.00	15%	415,820.00	125,088.00	-	540,908.00	708,821.00
23	Compter Software	1,581,882.00	-	-	1,581,882.00	40%	1,565,684.00	6,479.00	-	1,572,163.00	9,719.00
24	Audio Sound System	159,526.00	398,099.00	-	557,625.00	15%	33,090.00	78,680.00	-	111,770.00	445,855.00
25	Exhaust Fans	21,466.00	-	-	21,466.00	15%	9,931.00	1,730.00	-	11,661.00	9,805.00

Dr. G. T. Thampil
PRINCIPAL
Thadomal Shahani Engineering College
Bandra (W), Mumbai-400 050.



Sr. No.	Description of Assets	Gross Block				Depreciation				Net Block as on 31/03/2018	
		As on 01/04/2017	Addition for the year	Deletions for the year	As on 31/03/2018	Rate	As on 01/04/2017	For the year	Deletions for the year		As on 31/03/2018
		(a)	(b)	(c)	(a+b-c)		(d)	(e)	(f)		(d+e+f)
		14,500.00	-	-	14,500.00	15%	4,024.00	1,571.00		5,595.00	8,905.00
26	Vending Machine	14,500.00	-	-	14,500.00	15%	4,024.00	1,593.00		5,672.00	9,028.00
27	Sports Equipments	14,700.00	-	-	14,700.00	15%	4,079.00	1,593.00		124,295.00	704,340.00
28	Generator	-	828,635.00	-	828,635.00	15%	-	124,295.00			
	MODROB Grant - Biomedical Dept									185,491.00	457.00
28	Computers & Modems	185,948.00	-	-	185,948.00	40%	185,186.00	305.00		253,475.00	625.00
29	Computer Software	254,100.00	-	-	254,100.00	40%	253,059.00	416.00		899,975.00	160,417.00
30	Equipment	1,060,392.00	-	-	1,060,392.00	15%	871,666.00	28,309.00			
	MODROB Grant - IT Dept									622,863.00	1,535.00
31	Computers & Modems	624,398.00	-	-	624,398.00	40%	621,840.00	1,023.00		320,930.00	57,205.00
32	Equipment	378,135.00	-	-	378,135.00	15%	310,835.00	10,095.00			
	MODROB Grant - Chem. Dept									19,514.00	121.00
33	Computers & Modems	19,635.00	-	-	19,635.00	40%	19,434.00	80.00		592,438.00	166,744.00
34	Equipment	759,180.00	-	-	759,180.00	15%	563,011.00	29,425.00			
	Entrepreneurship Devel Grant									122,244.00	756.00
35	Computers & Modems	123,000.00	-	-	123,000.00	40%	121,740.00	504.00		132,968,383.00	14,947,028.65
	(B) Total	139,711,026.00	9,447,699.65	1,243,314.00	147,915,411.65		128,849,376.00	5,345,967.00	1,226,960.00	150,018,903.00	28,340,335.37
	Total II- (A+B)	162,917,406.00	16,685,993.37	1,244,161.00	178,359,238.37		144,411,781.00	6,834,112.00	1,226,960.00	214,146,293.00	91,798,785.37
	Grand Total (I+II)	284,685,593.00	22,503,646.37	1,244,161.00	305,945,078.37		201,488,202.00	13,885,051.00	1,226,960.00		



For Thadomal Shahani
Engineering College,

(Dr. G. T. Thampi)
Principal




Dr. G. T. Thampi
PRINCIPAL
Thadomal Shahani Engineering College
Bandra (W), Mumbai - 400 050.

**HYDERABAD (SIND) NATIONAL COLLEGIATE BOARD'S
THADOMAL SHAHANI ENGINEERING COLLEGE
BE Course
Income and Expenditure Account for the year ending 31st March 2018**

EXPENDITURE	Amount (Rs.)	Amount (Rs.)	INCOME	Amount (Rs.)	Amount (Rs.)
To Expenditure in respect of Properties: Rates, Taxes, Cesses	967,867.00		By Interest from Bank		487,678.00
Repairs and Maintenance	11,414,507.09		By Income from other sources (In details as far as possible)	247,759,959.00	
Insurance	163,439.58	19,596,752.65	Tuition Fees	3,780,299.00	
Depreciation (by way of provision of adjustments)	7,050,939.00		Other Fees From Students (Schedule-J)	3,820,565.37	
		3,721.00	Other Receipts from Student (Schedule-K)	3,725,199.05	259,320,787.42
To Legal Expenses			Miscellaneous Receipts from Others (Schedule - L)	234,765.00	
		121,019.00	Surplus On Sale of Equipments & UPS		
To Audit Fees					23,337,434.14
To Depreciation	6,634,112.00		By Deficit carried over to Balance Sheet		
Less: Depn. On assets acquired out of Grants & Funds (Refer Schedule A)	70,157.00	6,763,955.00			
To Expenses on Objects of Trust					
<u>Educational:</u>					
To Salaries and allowances (Schedule -H)	218,583,219.00				
To Honorarium to Visiting Faculty	229,300.00				
To Educational and College Running expenses (Schedule -I)	37,508,432.91				
To AICTE Fees	325,000.00	258,660,451.91			
To Affiliation fees	34,500.00				
TOTAL Rs.		283,145,899.56	TOTAL Rs.		283,145,899.56

The above income & expenditure account to the best of our belief contains a True Account of the Income and Expenditure of the College

As per our report of even date
For SINGAVI, OTURKAR & KELKAR
CHARTERED ACCOUNTANTS
FRN No 110265W


[C.A.R. K. MULCHANDANI]
Partner
M No 45550
Place Mumbai
Dated : 10th July 2018



For Thadomal Shahani
Engineering College,


(Dr. G. T. THAMPI)
Principal



For Hyderabad (Sind) National Collegiate Board


DINESH PAWAR
Secretary




Dr. G. T. Thampi
PRINCIPAL
Thadomal Shahani Engineering College
Bandra (W), Mumbai - 400 050.



HYDERABAD (SIND) NATIONAL COLLEGIATE BOARD'S
THADOMAL SHAHANI ENGINEERING COLLEGE
 PHD Course
 Income and Expenditure Account for the year ending 31st March 2018

EXPENDITURE	Amount (Rs.)	Amount (Rs.)	INCOME	Amount (Rs.)	Amount (Rs.)
To Expenditure in respect of Properties:			By Income from other sources (In details as far as possible) Tuition Fees <u>Other Receipts from Students</u>		3,669,264.00
Rates, Taxes, Cesses	23,044.00				
Repairs and Maintenance	271,774.00				
Insurance	3,891.00				
Depreciation (by way of provision of adjustments)	-	298,709.00			
To Legal Expenses		89.00			
To Audit Fees		2,881.00			
To Depreciation		52,101.00			
To Expenses on Objects of Trust					
<u>Educational:</u>					
To Salaries and allowances					
To Honorarium to Visiting Faculty	345,000.00				
To Educational and College Running expenses (Schedule -B)	1,151,810.89				
To Affiliation fees	225,000.00	1,721,810.89			
To Surplus carried over to Balance Sheet		1,593,873.11			
TOTAL Rs.		3,669,264.00	TOTAL Rs.		3,669,264.00

The above income & expenditure account to the best of our belief contains a True Account of the Income and Expenditure of the College

As per our report of even date
 For SINGAVI, OTURKAR & KELKAR
 CHARTERED ACCOUNTANTS
 FRN 11C265W



R.K.

[CA. R.K. MULCHANDANI]
 Partner
 M No 45550
 Place : Mumbai
 Dated : 10th July, 2018

For Thadomal Shahani
 Engineering College,

(Dr. G. T. THAMPI)
 Principal



For Hyderabad (Sind) National Collegiate Board

Dinesh Paulwan
 Secretary



Dr. G. T. Thampi
 DR. G. T. THAMPI
 PRINCIPAL
 Thadomal Shahani Engineering College
 Bandra (W), Mumbai-400 050.



**Audited Balance Sheet of
BE Course & Ph.D. Course
for A.Y 2016-17**

4.1.4 Average percentage of expenditure, excluding salary for infrastructure augmentation during last five years (INR in Lakhs) (10) &
 4.4.1 Average percentage of expenditure incurred on maintenance of infrastructure (physical and academic support facilities) excluding salary component during the last five years (INR in lakhs) (10)

EXPLANATION FOR THE YEAR 2016-17

SR. NO.	AS PER	DESCRIPTION	BE COURSE	PHD COURSE	TOTAL
1	BALANCE SHEET 2016-17	Addition in fised assets	17656152.00	0.00	17656152.00
2	INCOME & EXPENDITURE 2016-17	Repais & Maint - Building	2102130.00	50051.00	2152181.00
3	INCOME & EXPENDITURE 2016-17	Repairs & Maintenance	64193.00	0.00	64193.00
		GRAND TOTAL	19822475.00	50051.00	19872526.00

FIGURES SHOWN IN CA CERTIFICATE IN LAKHS

198.72



Dr. G. T. Thampi
 PRINCIPAL
 Thadomal Shahani Engineering College
 Bandra (W), Mumbai-400 050.



HYDERABAD (SIND) NATIONAL COLLEGIATE BOARD'S
THADOMAL SHANANI ENGINEERING COLLEGE
BE Course
SCHEDULE FORMING PART OF THE BALANCE SHEET AS ON 31ST MARCH, 2017

SCHEDULE C: FIXED ASSETS		Gross Block			Depreciation					Net Block as	
Sr. No.	Description of Assets	As on 01/04/2016	Addition for the year	Deletions for the year	As on 31/03/2017	Rate	As on 01/04/2016	For the year	Deletions for the year	As on 31/03/2017	on 31/03/2017
		(a)	(b)	(c)	(a+b-c)		(d)	(e)	(f)	(d+e-f)	
I Immoveable Properties											
1	College Building (New)	113,057,377.00	8,710,810.00	-	121,768,187.00	5%	53,671,623.00	3,404,828.00	-	57,076,451.00	64,691,736.00
	Total (I)	113,057,377.00	8,710,810.00		121,768,187.00		53,671,623.00	3,404,828.00		57,076,451.00	64,691,736.00
II Movable Properties											
	Furniture & Fixtures	21,457,996.00	1,771,584.00	23,200.00	23,206,380.00	15%	14,213,433.00	1,348,942.00	-	15,562,375.00	7,644,005.00
	(A) Total	21,457,996.00	1,771,584.00	23,200.00	23,206,380.00		14,213,433.00	1,348,942.00		15,562,375.00	7,644,005.00
	Other Fixed Asset										
2	Typewriter	58,381.00	-	-	58,381.00	15%	57,128.00	188.00		57,314.00	1,067.00
3	Air conditioner	7,191,460.00	288,327.00	-	7,479,787.00	15%	4,070,784.00	511,350.00		4,582,134.00	2,897,653.00
4	Water Cooler & Water Filter	867,864.00	-	-	867,864.00	15%	722,466.00	21,810.00		744,276.00	123,588.00
5	Photocopying Machine	569,850.00	50,000.00	15,000.00	604,850.00	15%	400,992.00	30,579.00		431,571.00	173,279.00
6	Duplicating Machine	61,585.00	-	-	61,585.00	15%	60,242.00	201.00		60,443.00	1,142.00
7	Refrigerator	31,773.00	-	-	31,773.00	15%	14,705.00	2,560.00		17,265.00	14,508.00
8	Fax Machine	60,175.00	-	-	60,175.00	15%	53,829.00	952.00		54,781.00	5,394.00
9	Television & VCR	43,000.00	-	-	43,000.00	15%	42,145.00	128.00		42,273.00	727.00
10	Xerox Machine	506,675.00	-	-	506,675.00	15%	316,751.00	28,489.00		345,240.00	161,435.00
11	Drawing Boards	190,000.00	-	-	190,000.00	15%	73,316.00	17,503.00		90,819.00	99,181.00
12	White Board	105,960.00	-	-	105,960.00	15%	49,445.00	8,477.00		57,922.00	48,038.00
13	TV Camera & Modems	936,294.00	122,600.00	-	1,058,894.00	15%	520,397.00	80,775.00		601,172.00	457,722.00
14	Aqua Guard a/c	79,460.00	17,980.00	-	97,440.00	15%	47,826.00	7,442.00		55,268.00	42,172.00
15	EPBAK a/c	157,500.00	-	-	157,500.00	15%	60,775.00	14,509.00		75,284.00	82,216.00
16	Grills & Fabricating Works	923,400.00	-	-	923,400.00	15%	706,337.00	32,559.00		738,896.00	184,504.00
17	Fire Fighting Equipment	415,839.00	-	-	415,839.00	15%	248,864.00	25,046.00		273,910.00	141,929.00
18	Office Equipment	358,906.00	37,706.00	-	396,612.00	15%	136,910.00	38,955.00		175,865.00	220,747.00
19	Laboratory Equipment	52,670,617.00	-	-	52,670,617.00	25%	49,792,622.00	719,449.00		50,512,271.00	2,158,346.00
20	Library Books	12,263,415.00	166,877.00	-	12,430,292.00	60%	11,931,863.00	299,057.00		12,230,920.00	199,372.00
21	Computers & Modems	49,108,608.00	6,296,247.00	-	55,404,855.00	60%	48,698,801.00	4,023,752.00		52,722,553.00	2,682,502.00
22	Projectors/Electronic Smart Board	886,240.00	62,425.00	-	948,665.00	15%	321,788.00	94,032.00		415,820.00	532,845.00
23	Compler Software	1,581,882.00	-	-	1,581,882.00	60%	1,541,386.00	24,298.00		1,565,684.00	16,198.00
24	Audio Sound System	27,930.00	131,596.00	-	159,526.00	15%	10,778.00	22,312.00		33,090.00	126,436.00
25	Exhaust Fans	21,468.00	-	-	21,468.00	15%	7,895.00	2,036.00		9,931.00	11,535.00

Dr. G. T. Thampi
 PRINCIPAL
 Thadomal Shanani Engineering College
 Bandra (W), Mumbai - 400 059.



Sr. No.	Description of Assets	Gross Block				Depreciation					Net Block as on 31/03/2017
		As on 01/04/2016	Addition for the year	Deletions for the year	As on 31/03/2017	Rate	As on 01/04/2016	For the year	Deletions for the year	As on 31/03/2017	
		(a)	(b)	(c)	(a+b-c)	(d)	(e)	(f)	(d+e-f)		
		14,500.00	-	-	14,500.00	15%	2,175.00	1,849.00		4,024.00	10,476.00
26	Vending Machine	14,500.00	-	-	14,500.00	15%	2,205.00	1,874.00		4,079.00	10,621.00
27	Sports Equipments	14,700.00		-	14,700.00						
	MODROB Grant - Biomedical Dept									185,186.00	762.00
28	Computers & Modems	185,948.00	-	-	185,948.00	60%	184,044.00	1,142.00		253,059.00	1,041.00
29	Computer Software	254,100.00	-	-	254,100.00	60%	251,498.00	1,561.00		871,666.00	188,726.00
30	Equipment	1,060,392.00			1,060,392.00	25%	808,757.00	62,909.00			
	MODROB Grant - IT Dept									621,840.00	2,558.00
31	Computers & Modems	624,398.00	-	-	624,398.00	60%	618,004.00	3,836.00		310,835.00	67,300.00
32	Equipment	378,135.00	-	-	378,135.00	25%	288,402.00	22,433.00			
	MODROB Grant - Chem. Dept									19,434.00	201.00
33	Computers & Modems	19,835.00	-	-	19,835.00	60%	19,132.00	302.00		563,011.00	196,169.00
34	Equipment	759,180.00	-	-	759,180.00	25%	497,621.00	65,390.00			
	Entrepreneurship Devt Grant									121,740.00	1,260.00
35	Computers & Modems	123,000.00	-	-	123,000.00	60%	119,851.00	1,889.00		128,849,376.00	10,861,650.00
	(B) Total	132,552,268.00	7,173,758.00	15,000.00	139,711,026.00		122,679,732.00	6,169,644.00		144,411,751.00	18,505,655.00
	Total II- (A+B)	154,010,264.00	8,945,342.00	38,200.00	162,917,406.00		136,893,185.00	7,518,586.00		201,488,202.00	83,197,391.00
	Grand Total (I+II)	267,067,641.00	17,656,152.00	38,200.00	284,685,593.00		190,564,788.00	10,923,414.00			

①



Dr. G. T. Thampi
Principal
Thadomal Shahani Engineering College
Bandra (W), Mumbai - 400 155.

For Thadomal Shahani
Engineering College.

(Dr. G. T. THAMPI)
Principal



HYDERABAD (SIND) NATIONAL COLLEGIATE BOARD'S
THADOMAL SHAHANI ENGINEERING COLLEGE
BE Course
Income and Expenditure Account for the year ending 31st March 2017

EXPENDITURE	Amount (Rs.)	Amount (Rs.)	INCOME	Amount (Rs.)	Amount (Rs.)
To Expenditure in respect of Properties:			By Interest from Bank		352,729.00
Rates, Taxes, Cesses	918,370		By Income from other sources (In details as far as possible)		
Repairs and Maintenance	2,102,130		Tuitions Fees	250,047,111.00	
Insurance	143,444		Other Fees From Students (Schedule-J)	2,804,665.00	
Depreciation (by way of provision of adjustments)	3,404,828.00	6,568,772.00	Other Receipts from Student (Schedule-K)	2,884,958.00	
			Miscellaneous Receipts from Others (Schedule - L)	2,260,469.00	257,797,203.00
To Legal Expenses		700.00			
To Audit Fees		112,973.00			
To Depreciation	7,518,586.00				
Less. Depm. On assets acquired out of Grants & Funds (Refer Schedule A)	159,462.00	7,359,124.00			
To Expenses on Objects of Trust Educational:					
To Salaries and allowances (Schedule -H)	189,691,544.00				
To Honorarium to Visiting Faculty	299,850.00				
To Educational and College Running expenses (Schedule -I)	38,022,049.25				
To AICTE Fees	350,000.00				
To Affiliation fees	120,000.00	228,483,443.25			
To Surplus carried over to Balance Sheet		15,624,919.75			
TOTAL Rs.		258,149,932.00	TOTAL Rs.		258,149,932.00

The above income & expenditure account to the best of our belief contains a True Account of the Income and Expenditure of the College

As per our report of even date
 For SINGAVI, OTURKAR & KELKAR
 CHARTERED ACCOUNTANTS
 FRN No 110265W

K. K.
 [CARK Mulchandani]
 Partner
 M.No 45550
 Place Thane
 Dated 19th Sept, 2017



For Thadomal Shahani
 Engineering College,

(Dr. G. T. THAMPI)
 Principal



For Hyderabad (Sind) National Collegiate Board

Shambhani
 Prof. J. K. Shambhani
 Rector & Secretary



Dr. G. T. Thampi
 PRINCIPAL
 Thadomal Shahani Engineering College
 Bandra (W), Mumbai-400 050.



HYDERABAD (SIND) NATIONAL COLLEGIATE BOARD's
THADOMAL SHAHANI ENGINEERING COLLEGE
PHD Course
Income and Expenditure Account for the year ending 31st March 2017


EXPENDITURE	Amount (Rs.)	Amount (Rs.)	INCOME	Amount (Rs.)	Amount (Rs.)
To Expenditure in respect of Properties:					
Rates, Taxes, Cesses	21,886.00		By income from other sources (in details as far as possible)		
Repairs and Maintenance	50,051.00		Tuition Fees		3,761,695.00
Insurance	3,415.00		<u>Other Receipts from Students</u>		
Depreciation (by way of provision of adjustments)	-	75,332.00	Sale of Forms & Prospectus	61,500.00	
			Course Work	450,000.00	511,500.00
To Legal Expenses					
To Audit Fees		2,690.00			
To Depreciation		195,379.00			
To Expenses on Objects of Trust					
<u>Educational:</u>					
To Salaries and allowances	-				
To Honorarium to Visiting Faculty	-				
To Educational and College Running expenses					
Schedule -B)	1,407,715.00				
To Affiliation fees	300,000.00	1,707,715.00			
To Surplus carried over to Balance Sheet		2,292,079.00			
TOTAL Rs.		4,273,195.00	TOTAL Rs.		4,273,195.00

The above income & expenditure account to the best of our belief contains a True Account of the Income and Expenditure of the College


As per our report of even date
 For SINGAVI, OTURKAR & KELKAR
 CHARTERED ACCOUNTANTS
 FRN 110265V


For Thadomal Shahani
 Engineering College,

For Hyderabad (Sind) National Collegiate Board


 [C.A. R.K. Mulchandani]
 Partner
 M.No 45550
 Place Thane
 Dated : 19th September, 2017




 (Dr. G. T. THAMPI)
 Principal


 Prof. J. K. Bhamhani
 Rector & Secretary




 Dr. G. T. Thampi
 PRINCIPAL
 Thadomal Shahani Engineering College
 Bandra (W), Mumbai-400 050.



HYDERABAD (SIND) NATIONAL COLLEGIATE BOARD'S
THADOMAL SHAHANI ENGINEERING COLLEGE
BE Course

SCHEDULES FORMING PART OF THE INCOME & EXPENDITURE FOR THE YEAR ENDED 31ST MARCH, 2017

SCHEDULE - I ADMINISTRATIVE EXPENSES

Sr No.	Particulars	Amount (₹)	Amount (₹)
1	Electricity Expenses		5,007,474.00
2	Telephone & Postage		89,161.00
3	Water Charges		83,892.00
4	Conveyance & Travelling Expenses		343,071.00
5	Book Allowance		19,872.00
6	Admission Expenses		317,715.00
7	Security Charges		1,389,509.00
8	Houskeeping Charges		1,541,139.00
9	Miscellaneous Expenses		322,486.00
10	Membership Fees		139,387.00
11	Bank Charges		2,043.25
12	Software Expenses		3,702.00
13	Website Development Charges		110,178.00
14	Printing, Stationery & Xerox		603,788.00
15	Internet Expenses		326,878.00
16	Advertisement		294,490.00
17	Professional Fee		2,225,477.00
18	Periodical & subscription		707,116.00
19	Building Usage Charges		14,237,288.00
20	College Exam Expenses		1,976,961.00
21	<u>Lab Recurring expenses</u>		
22	Chemicals	132,119.00	
23	Consumables	109,855.00	
24	Lab Components	54,368.00	
25	Workshop Components	35,817.00	332,159.00
26	<u>Repairs & Maintenance</u>		
	Plumbing, Electrical & General	1,130,568.00	
	Air Conditioner Repairs	547,525.00	
	Lift Maintenance	485,193.00	
	Lab. Equipment Maint.	154,042.00	
	Lab. Components	48,652.00	
	Water cooler	36,624.00	
	Seminar Hall Repairs	2,661,379.00	
	Labour charges	398,447.00	
	Laboratory & office Repairs	64,193.00	5,524,623.00
27	Educational Tour Expenses for students		40,400.00
28	Training & Placement Expenses for students		152,034.00
29	Sports Expenses		147,549.00
30	College Magazine Expenses		114,091.00
31	Students Activities Expenses		604,936.00
32	Software Licenses Fees		387,408.00
33	Accreditation Expenses		187,006.00
34	Admission Regulating Authority processing Fee		262,100.00
35	Seminar & Conference Expenses		59,751.00
36	Exam Remuneration to Outside Exam		288,365.00
37	BU Affiliation Late Fee		180,000.00
	Total		38,022,049.25

For Thadomal Shahani
Engineering College,

(Dr. G. T. THAMPI)
Principal

Dr. G. T. Thampi
PRINCIPAL
Thadomal Shahani Engineering College
Bandra (W), Mumbai-400 050.

