

4.2.3 Average annual expenditure for purchase of books/e-books and subscription to journals/e- journals during the last five years (INR in Lakhs)

Sr. No.	File Description	Page No.
1	Audited statements of accounts 2016-17	2
2	Audited statements of accounts 2017-18	8
3	Audited statements of accounts 2018-19	14
4	Audited statements of accounts 2019-20	20
5	Audited statements of accounts 2020-21	26



Dr. G. T. Thampi
PRINCIPAL
Thadomal Shahani Engineering College
Bandra (W), Mumbai-400 050.



Audited statements of accounts 2016-17



Dr. G. T. Thampi
PRINCIPAL

Thadomal Shahani Engineering College
Bandra (W), Mumbai - 400 050.



4.2.3.1. Annual expenditure of purchase of books/e-books and subscription to journals year wise during last five years (INR in Lakhs)

ANNUAL EXPENDITURE OF PURCHASE OF BOOKS/E-BOOKS AND SUBSCRIPTION TO JOURNALS/E-JOURNALS FOR THE YEAR 2016-17

SR. NO.	AS PER	DESCRIPTION	BE COURSE	PHD COURSE	TOTAL
1	BALANCE SHEET 2016-17	Addition in Library Books	166877.00		166877.00
2	INCOME & EXPENDITURE 2016-17	Periodical & Subscription	707116.00	16837.00	723953.00
		GRAND TOTAL	873993.00	16837.00	890830.00

FIGURES AS PER CA CERTIFICATE IN LAKHS

8.91



Dr. G. T. Thampi
PRINCIPAL
Thadomal Shahani Engineering College
Bandra (W), Mumbai -400 050.



SCHEDULE C: FIXED ASSETS

Sr. No.	Description of Assets	Gross Block				Depreciation					Net Block as on 31/03/2017
		As on 01/04/2016	Addition for the year	Deletions for the year	As on 31/03/2017	Rate	As on 01/04/2016	For the year	Deletions for the year	As on 31/03/2017	
		(a)	(b)	(c)	(a+b-c)		(d)	(e)	(f)	(d+e+f)	
I	Immovable Properties										
1	College Building (New)	113,057,377.00	8,710,810.00	-	121,768,187.00	5%	53,671,623.00	3,404,828.00		57,076,451.00	64,691,736.00
	Total (I)	113,057,377.00	8,710,810.00	-	121,768,187.00		53,671,623.00	3,404,828.00	-	57,076,451.00	64,691,736.00
II	Movable Properties										
1	Furniture & Fixtures	21,457,996.00	1,771,584.00	23,200.00	23,206,380.00	15%	14,213,433.00	1,348,942.00		15,562,375.00	7,644,005.00
	(A) Total	21,457,996.00	1,771,584.00	23,200.00	23,206,380.00		14,213,433.00	1,348,942.00	-	15,562,375.00	7,644,005.00
	Other Fixed Asset										
2	Typewriter	58,381.00	-	-	58,381.00	15%	57,126.00	188.00		57,314.00	1,067.00
3	Air conditioner	7,191,460.00	288,327.00	-	7,479,787.00	15%	4,070,784.00	511,350.00		4,582,134.00	2,897,653.00
4	Water Cooler & Water Filter	867,864.00	-	-	867,864.00	15%	722,466.00	21,810.00		744,276.00	123,588.00
5	Photocopying Machine	569,850.00	50,000.00	15,000.00	604,850.00	15%	400,992.00	30,579.00		431,571.00	173,279.00
6	Duplicating Machine	61,585.00	-	-	61,585.00	15%	60,242.00	201.00		60,443.00	1,142.00
7	Refrigerator	31,773.00	-	-	31,773.00	15%	14,705.00	2,560.00		17,265.00	14,508.00
8	Fax Machine	60,175.00	-	-	60,175.00	15%	53,829.00	952.00		54,781.00	5,394.00
9	Television & VCR	43,000.00	-	-	43,000.00	15%	42,145.00	128.00		42,273.00	727.00
10	Xerox Machine	506,675.00	-	-	506,675.00	15%	316,751.00	28,489.00		345,240.00	161,435.00
11	Drawing Boards	190,000.00	-	-	190,000.00	15%	73,316.00	17,503.00		90,819.00	99,181.00
12	White Board	105,960.00	-	-	105,960.00	15%	49,445.00	8,477.00		57,922.00	48,038.00
13	TV Camera & Modems	936,294.00	122,600.00	-	1,058,894.00	15%	520,397.00	80,775.00		601,172.00	457,722.00
14	Aqua -Guard a/c	79,460.00	17,980.00	-	97,440.00	15%	47,826.00	7,442.00		55,268.00	42,172.00
15	EPBAX a/c	157,500.00	-	-	157,500.00	15%	60,775.00	14,509.00		75,284.00	82,216.00
16	Grills & Fabricating Works	923,400.00	-	-	923,400.00	15%	706,337.00	32,559.00		738,896.00	184,504.00
17	Fire Fighting Equipment	415,839.00	-	-	415,839.00	15%	248,864.00	25,046.00		273,910.00	141,929.00
18	Office Equipment	358,906.00	37,706.00	-	396,612.00	15%	136,910.00	38,955.00		175,865.00	220,747.00
19	Laboratory Equipment	52,670,617.00	-	-	52,670,617.00	25%	49,792,822.00	719,449.00		50,512,271.00	2,158,346.00
20	Library Books	12,263,415.00	166,877.00	-	12,430,292.00	60%	11,931,863.00	299,057.00		12,230,920.00	199,372.00
21	Computers & Modems	49,108,608.00	6,296,247.00	-	55,404,855.00	60%	48,698,601.00	4,023,752.00		52,722,353.00	2,682,502.00
22	Projectors/Electronic Smart Board	886,240.00	62,425.00	-	948,665.00	15%	321,788.00	94,032.00		415,820.00	532,845.00
23	Compler Software	1,581,882.00	-	-	1,581,882.00	60%	1,541,386.00	24,298.00		1,565,684.00	16,198.00
24	Audio Sound System	27,930.00	131,596.00	-	159,526.00	15%	10,778.00	22,312.00		33,090.00	126,436.00
25	Exhaust Fans	21,466.00	-	-	21,466.00	15%	7,895.00	2,036.00		9,931.00	11,535.00

Dr. G. T. Thampi
PRINCIPAL

Thadomal Shahani Engineering College
Bandra (W), Mumbai - 400 050.



Sr. No.	Description of Assets	Gross Block				Depreciation					Net Block as on 31/03/2017
		As on 01/04/2016	Addition for the year	Deletions for the year	As on 31/03/2017	Rate	As on 01/04/2016	For the year	Deletions for the year	As on 31/03/2017	
		(a)	(b)	(c)	(a+b-c)		(d)	(e)	(f)	(d+e+f)	
26	Vending Machine	14,500.00	-	-	14,500.00	15%	2,175.00	1,849.00		4,024.00	10,476.00
27	Sports Equipments	14,700.00		-	14,700.00	15%	2,205.00	1,874.00		4,079.00	10,621.00
	MODROB Grant - Biomedical Dept										
28	Computers & Modems	185,948.00	-	-	185,948.00	60%	184,044.00	1,142.00		185,186.00	762.00
29	Compter Software	254,100.00	-	-	254,100.00	60%	251,498.00	1,561.00		253,059.00	1,041.00
30	Equipment	1,080,392.00			1,080,392.00	25%	808,757.00	62,909.00		871,666.00	188,726.00
	MODROB Grant - IT Dept										
31	Computers & Modems	624,398.00	-	-	624,398.00	60%	618,004.00	3,836.00		621,840.00	2,558.00
32	Equipment	378,135.00	-	-	378,135.00	25%	288,402.00	22,433.00		310,835.00	67,300.00
	MODROB Grant - Chem. Dept										
33	Computers & Modems	19,835.00	-	-	19,835.00	60%	19,132.00	302.00		19,434.00	201.00
34	Equipment	759,180.00	-	-	759,180.00	25%	497,621.00	65,390.00		563,011.00	196,169.00
	Entrepreneurship Devt Grant										
35	Computers & Modems	123,000.00	-	-	123,000.00	60%	119,851.00	1,889.00		121,740.00	1,260.00
	(B) Total	132,552,268.00	7,173,758.00	15,000.00	139,711,026.00		122,679,732.00	6,169,644.00	-	128,849,376.00	10,861,650.00
	Total II- (A+B)	154,010,264.00	8,945,342.00	38,200.00	162,917,406.00		136,893,165.00	7,518,586.00	-	144,411,751.00	18,505,655.00
	Grand Total (I+II)	267,067,641.00	17,656,152.00	38,200.00	284,685,593.00		190,564,788.00	10,923,414.00	-	201,488,202.00	83,197,391.00

For Thadomal Shahani
Engineering College.

(Dr. G. T. THAMPI)
Principal



(Handwritten signature)



Dr. G. T. Thampi
PRINCIPAL
Thadomal Shahani Engineering College
Bandra (W), Mumbai-400 050.



SCHEDULES FORMING PART OF THE INCOME & EXPENDITURE FOR THE YEAR ENDED 31ST MARCH

SCHEDULE- I ADMINISTRATIVE EXPENSES

Sr No.	Particulars	Amount (₹)	Amount (₹)
1	Electricity Expenses		5,007,474.00
2	Telephone & Postage		89,161.00
3	Water Charges		83,892.00
4	Conveyance & Travelling Expenses		343,071.00
5	Book Allowance		19,872.00
6	Admission Expenses		317,715.00
7	Security Charges		1,389,509.00
8	Houskeeping Charges		1,541,139.00
9	Miscellaneous Expenses		322,486.00
10	Membership Fees		139,387.00
11	Bank Charges		2,043.25
12	Software Expenses		3,702.00
13	Website Development Charges		110,178.00
14	Printing , Stationery & Xerox		603,788.00
15	Internet Expenses		326,878.00
16	Advertisement		294,490.00
17	Professional Fee		2,225,477.00
18	Periodical & subscription		707,116.00
19	Building Usage Charges		14,237,288.00
20	College Exam Expenses		1,976,961.00
21	Lab Recurring expenses		
22	Chemicals	132,119.00	
23	Consumables	109,855.00	
24	Lab Components	54,368.00	
25	Workshop Components	35,817.00	332,159.00
26	Repairs & Maintenance		
	Plumbing, Electrical & General	1,130,568.00	
	Air Conditioner Repairs	547,525.00	
	Lift Maintenance	485,193.00	
	Lab. Equipment Maint.	154,042.00	
	Lab. Components	48,652.00	
	Water cooler	36,624.00	
	Seminar Hall Repairs	2,661,379.00	
	Labour charges	396,447.00	
	Laboratory & office Repairs	64,193.00	5,524,623.00
27	Educational Tour Expenses for students		40,400.00
28	Training & Placement Expenses for students		152,034.00
29	Sports Expenses		147,549.00
30	College Magazine Expenses		114,091.00
31	Students Activities Expenses		604,936.00
32	Software Licenses Fees		387,408.00
33	Accreditation Expenses		187,006.00
34	Admisson Regulating Authority processing Fee		262,100.00
35	Seminar & Conference Expenses		59,751.00
36	Exam Remuneration to Outside Exam		288,365.00
37	BU Affiliation Late Fee		180,000.00
	Total		38,022,048.25

For Thadomal Shahani Engineering College,

(Dr. G. T. THAMPI)
Principal



Dr. G. T. Thampi
PRINCIPAL

Thadomal Shahani Engineering College
Bandra (W), Mumbai - 400 050.

HYDERABAD (SIND) NATIONAL COLLEGIATE BOARD'S
THADOMAL SHAHANI ENGINEERING COLLEGE
PHD Course
SCHEDULES FORMING PART OF THE INCOME & EXPENDITURE FOR THE YEAR ENDED 31ST MARCH, 2017

SCHEDULE- 'B' EDUCATIONAL AND COLLEGE RUNNING EXPENSES

Sr. no	Particular	Amount (Rs.)
1	Electricity Expenses	
2	Telephone, Postage Expenses	119,226.00
3	Water Charges	2,123.00
4	Advertisement	1,997.00
5	Security Charges	29,758.00
6	Housekeeping Charges	33,084.00
7	Software Charges	36,894.00
8	Website Expenses	210,672.00
9	Printing, Stationery & Xerox Expenses	2,623.00
10	Internet Expenses	14,677.00
11	Professional Fee	7,783.00
12	Periodical & subscription	52,988.00
13	Repairs & Maintenance	16,837.00
14	Miscellaneous Expenses	122,100.00
15	Building Usage Charges	24,548.00
16	Travelling & Conveyance	338,983.00
17	Vehicle Expenses	16,865.00
18	Book Binding Charges	4,563.00
19	Book Allowance	39.00
20	Educational Membership Fees	473.00
21	Membership Fees	677.00
22	Bank Charges	2,641.00
23	Seminar & Conference	49.00
24	Travel & Meeting Allowance	65,315.00
25	BU Affiliation Late Fee	288,000.00
	Total	1,407,715.00



For Thadomal Shahani
Engineering College,

(Dr. G. T. THAMPI)
Principal

Dr. G. T. Thampi
PRINCIPAL

Thadomal Shahani Engineering College
Bandra (W), Mumbai -400 050.



Audited statements of accounts 2017-18



Dr. G. T. Thampi
PRINCIPAL

Thadomal Shahani Engineering College
Bandra (W), Mumbai - 400 050.



4.2.3.1. Annual expenditure of purchase of books/e-books and subscription to journals year wise during last five years (INR in Lakhs)

ANNUAL EXPENDITURE OF PURCHASE OF BOOKS/E-BOOKS AND SUBSCRIPTION TO JOURNALS/E-JOURNALS FOR THE YEAR 2017-18

SR. NO.	AS PER	DESCRIPTION	BE COURSE	PHD COURSE	TOTAL
1	BALANCE SHEET 2017-18	Addition in Library Books	315068.00	0.00	315068.00
2	INCOME & EXPENDITURE 2017-18	Periodical & Subscription	800268.74	19054.00	819322.74
		GRAND TOTAL	1115336.74	19054.00	1134390.74

FIGURES AS PER CA CERTIFICATE IN LAKHS

11.34



Dr. G. T. Thampi
PRINCIPAL
Thadomal Shahani Engineering College
Bandra (W), Mumbai - 400 050.




HYDERABAD (SIND) NATIONAL COLLEGIATE BOARD'S
THADOMAL SHAHANI ENGINEERING COLLEGE
BE Course
SCHEDULE FORMING PART OF THE BALANCE SHEET AS ON 31ST MARCH,2018

SCHEDULE C: FIXED ASSETS

Sr. No.	Description of Assets	Gross Block				Rate	Depreciation				Net Block as on 31/03/2018
		As on 01/04/2017	Addition for the year	Deletions for the year	As on 31/03/2018		As on 01/04/2017	For the year	Deletions for the year	As on 31/03/2018	
		(a)	(b)	(c)	(a+b-c)		(d)	(e)	(f)	(d+e-f)	
I Immovable Properties											
1	College Building (New)	121,768,187.00	5,817,653.00	-	127,585,840.00	10%	57,078,451.00	7,050,939.00	-	64,127,390.00	63,458,450.00
	Total (I)	121,768,187.00	5,817,653.00	-	127,585,840.00		57,078,451.00	7,050,939.00	-	64,127,390.00	63,458,450.00
II Movable Properties											
1	Furniture & Fixtures	23,206,380.00	7,238,293.72	847.00	30,443,826.72	10%	15,562,375.00	1,488,145.00	-	17,050,520.00	13,393,306.72
	(A) Total	23,206,380.00	7,238,293.72	847.00	30,443,826.72		15,562,375.00	1,488,145.00	-	17,050,520.00	13,393,306.72
	Other Fixed Asset										
2	Typewriter	58,381.00	-	-	58,381.00	15%	57,314.00	160.00	-	57,474.00	907.00
3	Air conditioner	7,479,787.00	1,234,267.46	-	8,714,054.46	15%	4,582,134.00	619,788.00	-	5,201,922.00	3,512,132.46
4	Water Cooler & Water Filter	867,864.00	-	-	867,864.00	15%	744,276.00	18,538.00	-	782,814.00	105,050.00
5	Photocopying Machine	604,850.00	-	-	604,850.00	15%	431,571.00	25,992.00	-	457,563.00	147,287.00
6	Duplicating Machine	61,585.00	-	-	61,585.00	15%	60,443.00	171.00	-	60,614.00	971.00
7	Refrigerator	31,773.00	-	-	31,773.00	15%	17,265.00	2,176.00	-	19,441.00	12,332.00
8	Fax Machine	60,175.00	-	-	60,175.00	15%	54,781.00	809.00	-	55,590.00	4,585.00
9	Television & VCR	43,000.00	-	-	43,000.00	15%	42,273.00	109.00	-	42,382.00	618.00
10	Xerox Machine	506,675.00	-	-	506,675.00	15%	345,240.00	24,215.00	-	369,455.00	137,220.00
11	Drawing Boards	190,000.00	-	-	190,000.00	15%	90,819.00	14,877.00	-	105,696.00	84,304.00
12	White Board	105,960.00	6,800.00	-	112,760.00	15%	57,922.00	8,226.00	-	66,148.00	46,612.00
13	TV Camera & Modems	1,058,894.00	146,914.88	-	1,205,808.88	15%	601,172.00	90,696.00	-	691,868.00	513,940.88
14	Aqua -Guard a/c	97,440.00	-	-	97,440.00	15%	55,268.00	6,326.00	-	61,594.00	35,846.00
15	EPBAX a/c	157,500.00	-	-	157,500.00	15%	75,284.00	12,332.00	-	87,616.00	69,884.00
16	Grills & Fabricating Works	923,400.00	-	-	923,400.00	15%	738,898.00	27,676.00	-	766,572.00	156,828.00
17	Fire Fighting Equipment	415,839.00	-	-	415,839.00	15%	273,910.00	21,289.00	-	295,199.00	120,640.00
18	Office Equipment & Telephone	396,612.00	133,443.20	-	530,055.20	15%	175,865.00	53,129.00	-	228,994.00	301,061.20
19	Laboratory Equipment	52,670,617.00	104,101.80	109,909.00	52,664,809.80	15%	50,512,271.00	339,367.00	100,308.00	50,751,330.00	1,913,479.80
20	Library Books	12,430,292.00	315,068.00	-	12,745,360.00	40%	12,230,920.00	205,776.00	-	12,436,696.00	308,664.00
21	Computers & Modems	55,404,855.00	5,979,308.31	1,133,405.00	60,250,758.31	40%	52,722,353.00	3,464,724.00	1,126,652.00	55,060,425.00	5,190,333.31
22	Projectors/Electronic Smart Board	948,665.00	301,062.00	-	1,249,727.00	15%	415,820.00	125,086.00	-	540,906.00	708,821.00
23	Compter Software	1,581,882.00	-	-	1,581,882.00	40%	1,565,684.00	6,479.00	-	1,572,163.00	9,719.00
24	Audio Sound System	59,526.00	398,099.00	-	557,625.00	15%	33,090.00	78,680.00	-	111,770.00	445,855.00
25	Exhaust Fans	21,466.00	-	-	21,466.00	15%	9,931.00	1,730.00	-	11,661.00	9,805.00

Dr. G. T. Thampi
PRINCIPAL
 Thadomal Shahani Engineering College
 Bandra (W), Mumbai - 400 050.



Sr. No.	Description of Assets	Gross Block				Depreciation				Net Block as on 31/03/2018	
		As on 01/04/2017	Addition for the year	Deletions for the year	As on 31/03/2018	Rate	As on 01/04/2017	For the year	Deletions for the year		As on 31/03/2018
		(a)	(b)	(c)	(a+b-c)		(d)	(e)	(f)		(d+e+f)
									5,595.00	8,905.00	
26	Vending Machine	14,500.00	-	-	14,500.00	15%	4,024.00	1,571.00		5,672.00	9,028.00
27	Sports Equipments	14,700.00	-	-	14,700.00	15%	4,079.00	1,593.00		124,295.00	704,340.00
28	Generator	-	828,635.00	-	828,635.00	15%	-	124,295.00			
	MODROB Grant - Biomedical Dept										
					185,948.00	40%	185,186.00	305.00		185,491.00	457.00
28	Computers & Modems	185,948.00	-	-	185,948.00	40%	253,059.00	416.00		253,475.00	625.00
29	Computer Software	254,100.00	-	-	254,100.00	15%	871,666.00	28,309.00		899,975.00	160,417.00
30	Equipment	1,060,392.00	-	-	1,060,392.00	15%					
	MODROB Grant - IT Dept										
					624,398.00	40%	621,840.00	1,023.00		622,863.00	1,535.00
31	Computers & Modems	624,398.00	-	-	624,398.00	40%	310,835.00	10,095.00		320,930.00	57,205.00
32	Equipment	378,135.00	-	-	378,135.00	15%					
	MODROB Grant - Chem. Dept										
					19,635.00	40%	19,434.00	80.00		19,514.00	121.00
33	Computers & Modems	19,635.00	-	-	19,635.00	40%	563,011.00	29,425.00		592,436.00	166,744.00
34	Equipment	759,180.00	-	-	759,180.00	15%					
	Entrepreneurship Devt Grant										
					123,000.00	40%	121,740.00	504.00		122,244.00	756.00
35	Computers & Modems	123,000.00	-	-	123,000.00	40%					
	(B) Total	139,711,026.00	9,447,699.65	1,243,314.00	147,915,411.65		128,849,376.00	5,345,967.00	1,228,960.00	132,968,383.00	14,947,028.65
	Total II- (A+B)	162,917,406.00	16,685,993.37	1,244,161.00	178,359,238.37		144,411,751.00	6,834,112.00	1,228,960.00	150,018,903.00	28,340,335.37
	Grand Total (I+II)	284,685,593.00	22,503,646.37	1,244,161.00	305,945,078.37		201,488,202.00	13,885,051.00	1,228,960.00	214,146,293.00	91,798,785.37



(Handwritten signature)

Dr. G. T. Thampi
PRINCIPAL
Thadomal Shahani Engineering College
Bandra (W), Mumbai-400 050.

For Thadomal Shahani
Engineering College,

(Dr. G. T. THAMPI)
Principal



**HYDERABAD (SIND) NATIONAL COLLEGIATE BOARD'S
THADOMAL SHAHANI ENGINEERING COLLEGE
BE Course**

SCHEDULES FORMING PART OF THE INCOME & EXPENDITURE FOR THE YEAR ENDED 31ST MARCH, 2018

SCHEDULE- I ADMINISTRATIVE EXPENSES

Sr No.	Particulars	Amount (₹)	Amount (₹)
1	Electricity Expenses		5,598,622.05
2	Telephone & Postage		98,123.00
3	Water Charges		759,233.00
4	Conveyance & Travelling Expenses		212,960.12
5	Book Allowance		24,541.00
6	Admission Expenses		139,067.17
7	Security Charges		1,738,473.40
8	Houskeeping Charges		2,021,356.00
9	Miscellaneous Expenses		233,644.21
10	Membership Fees		53,721.00
11	Bank Charges		2,835.40
12	Software Expenses		52,288.00
13	Website Development Charges		173,072.40
14	Printing, Stationery & Xerox		574,639.57
15	Internet Expenses		316,302.74
16	Advertisement		359,277.60
17	Professional Fee		579,922.00
18	Periodical & subscription		800,268.74
19	Building Usage Charges		14,651,163.00
20	College Exam Expenses		2,530,738.32
21	<u>Lab Recurring expenses</u>		
22	Chemicals	306,490.57	
23	Consumables	59,920.96	
24	Lab Components	185,487.68	
25	Workshop Components	39,697.56	591,596.77
26	<u>Repairs & Maintenance</u>		
	Plumbing, Electrical & General	1,058,458.73	
	Air Conditioner Repairs	1,218,124.68	
	Lift Maintenance	539,415.04	
	Lab. Equipment Maint.	145,240.98	
	Lab. Components	41,592.03	
	Water cooler	40,027.60	
	Seminar Hall Repairs	315,072.00	
	Labour charges	273,416.00	
	Laboratory & office Repairs	93,068.98	3,724,416.02
27	Educational Tour Expenses for students		26,054.96
28	Training & Placement Expenses for students		84,304.57
29	Sports Expenses		68,547.00
30	College Magazine Expenses		151,984.00
31	Students Activities Expenses		261,659.34
32	College Cultural Activities		53,077.00
33	AICTE Compliance Expenses		294,004.65
34	Admission Regulating Authority processing Fee		129,400.00
35	Fee Regulating Authority Processing Fees		306,662.00
36	Seminar & Conference Expenses		117,367.10
37	Exam Remuneration to Outside Exam		437,825.00
38	Staff Welfare		118,009.03
39	Patent Filing Charges		3,500.00
40	Student Fee Concession		21,057.00
41	Enterpreneurship Dept E Cell - Exp		60,093.45
42	Tax on RCM CGST		68,555.81
43	Tax on RCM SGST		68,555.81
44	Interest on CGST		1,747.34
45	Interest on SGST		1,747.34
46	Interest on IGST		20.00
	Total		37,508,432.91

For Thadomal Shahani
Engineering College,



(Handwritten signature)



(Dr. G. T. THAMPI)
Principal



Dr. G. T. Thampi
PRINCIPAL

Thadomal Shahani Engineering College
Bandra (W), Mumbai - 400 050.

HYDERABAD (SIND) NATIONAL COLLEGIATE BOARD'S
THADOMAL SHAHANI ENGINEERING COLLEGE
PHD Course
SCHEDULES FORMING PART OF THE INCOME & EXPENDITURE FOR THE YEAR ENDED 31ST MARCH, 2018

SCHEDULE- 'B' EDUCATIONAL AND COLLEGE RUNNING EXPENSES

Sr. no	Particular	Amount (Rs.)
1	Electricity Expenses	133,301.00
2	Telephone, Postage Expenses	2,288.00
3	Water Charges	18,077.00
4	Advertisement	8,554.00
5	Security Charges	41,392.00
6	Housekeeping Charges	48,128.00
7	Software Charges	70,855.64
8	Website Expenses	4,121.00
9	Printing, Stationery & Xerox Expenses	15,837.00
10	Internet Expenses	7,531.00
11	Professional Fee	13,808.00
12	Periodical & subscription	19,054.00
13	Repairs & Maintenance	82,166.00
14	Miscellaneous Expenses	7,088.27
15	Building Usage Charges	348,837.00
16	Travelling & Conveyance Expenses	5,070.00
17	Book Allowance	584.00
18	Membership Fees	173,779.00
19	Bank Charges	67.00
20	Seminar & Conference	63,435.00
21	Travel & Meeting Allowance	23,000.00
22	BU Affiliation Late Fee	40,000.00
23	Exam Expenses	1,037.98
24	Patent Filing Charges	24,000.00
	Total	1,151,810.89



For Thadomal Shahani
Engineering College,

(Dr. G. T. THAMPI)
Principal

Dr. G. T. Thampi
PRINCIPAL
Thadomal Shahani Engineering College
Bandra (W), Mumbai - 400 050.



Audited statements of accounts 2018-19



Dr. G. T. Thampi
PRINCIPAL

Thadomal Shahani Engineering College
Bandra (W), Mumbai - 400 050.



4.2.3.1. Annual expenditure of purchase of books/e-books and subscription to journals year wise during last five years (INR in Lakhs)

ANNUAL EXPENDITURE OF PURCHASE OF BOOKS/E-BOOKS AND SUBSCRIPTION TO JOURNALS/E-JOURNALS FOR THE YEAR 2018-19

SR. NO.	AS PER	DESCRIPTION	BE COURSE	PHD COURSE	TOTAL
1	BALANCE SHEET 2018-19	Addition in Library Books	96944.00	0.00	96944.00
2	INCOME & EXPENDITURE 2018-19	Periodical & Subscription	854372.00	20342.00	874714.00
		GRAND TOTAL	951316.00	20342.00	971658.00

9.71

FIGURES AS PER CA CERTIFICATE IN LAKHS



Dr. G. T. Thampi
PRINCIPAL
 Thadomal Shahani Engineering College
 Bandra (W), Mumbai - 400 050.



HYDERABAD (SIND) NATIONAL COLLEGIATE BOARD'S
THADOMAL SHAHANI ENGINEERING COLLEGE
BE Course
SCHEDULE FORMING PART OF THE BALANCE SHEET AS ON 31ST MARCH, 2019

SCHEDULE C: FIXED ASSETS

Sr. No.	Description of Assets	Gross Block				Rate	Depreciation				Net Block as on 31/03/2019
		As on 01/04/2018	Addition for the year	Deletions for the year	As on 31/03/2019		As on 01/04/2018	For the year	Deletions for the year	As on 31/03/2019	
		(a)	(b)	(c)	(a+b-c)		(d)	(e)	(f)	(d+e+f)	
I	Immovable Properties										
1	College Building (New)	127,585,840.00		-	127,585,840.00	10%	64,127,390.00	6,345,845.00		70,473,235.00	57,112,605.00
	Total (I)	127,585,840.00	-	-	127,585,840.00		64,127,390.00	6,345,845.00	-	70,473,235.00	57,112,605.00
II	Movable Properties										
1	Furniture & Fixtures	30,443,826.72	721,287.09	272,587.00	30,892,526.81	10%	17,050,520.00	1,389,383.00	51,828.00	18,388,075.00	12,504,451.81
	(A) Total	30,443,826.72	721,287.09	272,587.00	30,892,526.81		17,050,520.00	1,389,383.00	51,828.00	18,388,075.00	12,504,451.81
	Other Fixed Asset										
2	Typewriter	58,381.00	-	-	58,381.00	15%	57,474.00	136.00		57,610.00	771.00
3	Air conditioner	8,714,054.46	928,648.24	125,100.00	9,517,602.70	15%	5,201,922.00	656,322.00	59,797.00	5,798,447.00	3,719,155.70
4	Water Cooler & Water Filter	867,864.00	-	-	867,864.00	15%	762,814.00	15,758.00		778,572.00	89,292.00
5	Photocopying Machine	604,850.00	-	-	604,850.00	15%	457,563.00	22,093.00		479,656.00	125,194.00
6	Duplicating Machine	61,585.00	-	-	61,585.00	15%	60,614.00	146.00		60,760.00	825.00
7	Refrigerator	31,773.00	16,410.50	11,783.00	36,400.50	15%	19,441.00	4,303.00	11,727.00	12,017.00	24,383.50
8	Fax Machine	60,175.00	-	-	60,175.00	15%	55,590.00	688.00		56,278.00	3,897.00
9	Television & VCR	43,000.00	-	-	43,000.00	15%	42,382.00	93.00		42,475.00	525.00
10	Xerox Machine	506,675.00	-	-	506,675.00	15%	369,455.00	20,583.00		390,038.00	116,637.00
11	Drawing Boards	190,000.00	-	-	190,000.00	15%	105,696.00	12,646.00		118,342.00	71,658.00
12	White Board	112,760.00	39,270.40	6,000.00	146,030.40	15%	66,148.00	12,483.00	3,338.00	75,293.00	70,737.40
13	TV Camera & Modems	1,205,808.88	98,501.46	34,537.00	1,269,773.34	15%	691,868.00	89,568.00	19,213.00	762,223.00	507,550.34
14	Aqua -Guard a/c	97,440.00	-	-	97,440.00	15%	61,594.00	5,377.00		66,971.00	30,469.00
15	EPBAX a/c	157,500.00	-	-	157,500.00	15%	87,616.00	10,483.00		98,099.00	59,401.00
16	Grills & Fabricating Works	923,400.00	-	-	923,400.00	15%	766,572.00	23,524.00		790,096.00	133,304.00
17	Fire Fighting Equipment	415,839.00	148,339.80	-	564,178.80	15%	295,199.00	40,347.00		335,546.00	228,632.80
18	Office Equipment & Telephone	530,055.20	36,580.00	-	566,635.20	15%	228,994.00	50,646.00		279,640.00	286,995.20
19	Laboratory Equipment	52,664,809.80	252,537.65	-	52,917,347.45	15%	50,751,330.00	324,903.00		51,076,233.00	1,841,114.45
20	Library Books	12,745,360.00	96,944.00	-	12,842,304.00	40%	12,436,696.00	162,243.00		12,598,939.00	243,365.00
21	Computers & Modems	60,250,758.31	4,313,819.01	1,117,375.00	63,447,202.32	40%	55,060,425.00	3,800,391.00	1,114,199.00	57,746,617.00	5,700,585.32
22	Projectors/Electronic Smart Boar	1,249,727.00	134,502.40	-	1,384,229.40	15%	540,906.00	126,499.00		667,405.00	716,824.40
23	Compter Software	1,581,882.00	-	-	1,581,882.00	40%	1,572,163.00	3,888.00		1,576,051.00	5,831.00
24	Audio Sound System	557,625.00	4,790.00	-	562,415.00	15%	111,770.00	67,597.00		179,367.00	383,048.00
25	Exhaust Fan	21,466.00	-	-	21,466.00	15%	11,661.00	1,471.00		13,132.00	8,334.00

Dr. G. T. Thampi
PRINCIPAL

Thadomal Shahani Engineering College
 Bandra (W), Mumbai - 400 050.



Sr. No.	Description of Assets	Gross Block				Depreciation					Net Block as on 31/03/2019
		As on 01/04/2018	Addition for the year	Deletions for the year	As on 31/03/2019	Rate	As on 01/04/2018	For the year	Deletions for the year	As on 31/03/2019	
		(a)	(b)	(c)	(a+b-c)		(d)	(e)	(f)	(d+e-f)	
26	Vending Machine	14,500.00	10,384.00	-	24,884.00	15%	5,595.00	2,893.00		8,488.00	16,396.00
27	Sports Equipments	14,700.00		-	14,700.00	15%	5,672.00	1,354.00		7,026.00	7,674.00
28	Generator	828,635.00		-	828,635.00	15%	124,295.00	105,651.00		229,946.00	598,689.00
29	Electrical Fittings		74,459.20		74,459.20	15%		11,169.00		11,169.00	63,290.20
30	Internet Facility Asset		43,606.00		43,606.00	15%		6,541.00		6,541.00	37,065.00
MODROB Grant - Biomedical Dept											
31	Computers & Modems	185,948.00		-	185,948.00	40%	185,491.00	183.00		185,674.00	274.00
32	Compter Software	254,100.00		-	254,100.00	40%	253,475.00	250.00		253,725.00	375.00
33	Equipment	1,060,392.00			1,060,392.00	15%	899,975.00	24,063.00		924,038.00	136,354.00
MODROB Grant - IT Dept											
34	Computers & Modems	624,398.00		-	624,398.00	40%	622,863.00	614.00		623,477.00	921.00
35	Equipment	378,135.00		-	378,135.00	15%	320,930.00	8,581.00		329,511.00	48,624.00
MODROB Grant - Chem. Dept											
36	Computers & Modems	19,635.00		-	19,635.00	40%	19,514.00	48.00		19,562.00	73.00
36	Equipment	759,180.00		-	759,180.00	15%	592,436.00	25,012.00		617,448.00	141,732.00
Entrepreneurship Devl Grant											
37	Computers & Modems	123,000.00		-	123,000.00	40%	122,244.00	302.00		122,546.00	454.00
(B) Total		147,915,411.65	6,198,792.66	1,294,795.00	152,819,409.31		132,968,383.00	5,638,849.00	1,208,274.00	137,398,958.00	15,420,451.31
Total II- (A+B)		178,359,238.37	6,920,079.75	1,567,382.00	183,711,936.12		150,018,903.00	7,028,232.00	1,260,102.00	155,787,033.00	27,924,903.12
Grand Total (I+II)		305,945,078.37	6,920,079.75	1,567,382.00	311,297,776.12		214,146,293.00	13,374,077.00	1,260,102.00	226,260,268.00	85,037,508.12



UDIN :19045550AAAACS1320

Dr. G. T. Thampi
PRINCIPAL
Thadomal Shahani Engineering College
Bandra (W), Mumbai -400 050.



For Thadomal Shahani
Engineering College,

(Dr. G. T. THAMPI)
Principal



**HYDERABAD (SIND) NATIONAL COLLEGIATE BOARD'S
THADOMAL SHAHANI ENGINEERING COLLEGE
BE Course**

SCHEDULES FORMING PART OF THE INCOME & EXPENDITURE FOR THE YEAR ENDED 31ST MARCH, 2019

SCHEDULE- I ADMINISTRATIVE EXPENSES

Sr No.	Particulars	Amount (')	Amount (')
1	Electricity Expenses		6,387,481.45
2	Telephone & Postage		83,082.00
3	Water Charges		34,003.00
4	Conveyance & Travelling Expenses		193,353.74
5	Book Allowance		839.00
6	Admission Expenses		390,781.56
7	Security Charges		1,685,092.38
8	Houskeeping Charges		2,219,194.00
9	Miscellaneous Expenses		356,955.29
10	Membership Fees		62,072.00
11	Bank Charges		4,682.85
12	Software Expenses		77,011.00
13	Website Development Charges		155,381.85
14	Printing, Stationery & Xerox		556,464.78
15	Internet Expenses		339,763.20
16	Advertisement		445,645.50
17	Professional Fee		939,337.98
18	Periodical & subscription		854,372.00
19	Building Usage Charges		9,240,000.00
20	College Exam Expenses		2,632,541.36
21	Lab Recurring expenses		
22	Chemicals	188,513.74	
23	Consumables	30,811.76	
24	Lab Components	99,380.97	
25	Workshop Components	48,772.92	367,479.39
26	Repairs & Maintenance		
	Plumbing, Electrical & General	1,075,662.83	
	Air Conditioner Repairs	578,642.94	
	Lift Maintenance	556,427.00	
	Lab. Equipment Maint.	160,753.70	
	Lab. Components	93,224.83	
	Water cooler	36,962.20	
	Repairs to Furniture & Fixture	146,216.16	
	Labour charges	41,400.00	
	Laboratory & office Repairs	4,701.24	2,693,990.90
27	Educational Tour Expenses for students		13,900.00
28	Training & Placement Expenses for students		130,129.76
29	Sports Expenses		146,970.74
30	College Magazine Expenses		143,305.00
31	Students Activities Expenses		391,084.71
32	College Cultural Activities		3,873.00
33	AICTE Compliance Expenses		315,740.75
34	Admission Regulating Authority processing Fee		209,888.50
35	Seminar & Conference Expenses		182,902.00
36	Exam Remuneration for Outside Exams		915,535.00
37	Staff Welfare		102,016.47
38	Library Expenses		37,490.00
39	STTP Course Expenses		403,137.99
40	Enterprenurship Dept E Cell - Exp		4,266.00
41	Ultrasound Centre Regn Charges		12,500.00
42	Uniform Expenses		52,004.00
43	Tax on RCM CGST		34,191.54
44	Tax on RCM SGST		34,191.54
45	Interest on CGST		5,822.39
46	Interest on SGST		5,822.39
47	Interest on IGST		118.00
	Total		32,864,415.01

For Thadomal Shahani
Engineering College,



(Dr. G. T. THAMPI)
Principal



UDIN :19045550AAAACS1320

Dr. G. T. Thampi
PRINCIPAL

Thadomal Shahani Engineering College
Bandra (W), Mumbai - 400 050.

HYDERABAD (SIND) NATIONAL COLLEGIATE BOARD'S
THADOMAL SHAHANI ENGINEERING COLLEGE
PHD Course

SCHEDULES FORMING PART OF THE INCOME & EXPENDITURE FOR THE YEAR ENDED 31ST MARCH, 2019

SCHEDULE- 'B' EDUCATIONAL AND COLLEGE RUNNING EXPENSES

Sr. no	Particular	Amount (Rs.)
1	Electricity Expenses	152,083.00
2	Telephone, Postage Expenses	1,978.00
3	Water Charges	810.00
4	Advertisement	46,227.00
5	Security Charges	40,121.00
6	Housekeeping Charges	52,838.00
7	Software Charges	197,929.78
8	Website Expenses	3,699.00
9	Printing, Stationery & Xerox Expenses	13,249.00
10	Internet Expenses	8,090.00
11	Professional Fee	22,365.00
12	Periodical & subscription	20,342.00
13	Repairs & Maintenance	63,157.00
14	Miscellaneous Expenses	30,479.05
15	Travelling & Conveyance Expenses	4,265.00
16	Book Allowance	20.00
17	Membership Fees	1,478.00
18	Seminar & Conference	27,637.00
19	Student Fee concession	55,000.00
20	Patent Filing Charges	30,550.00
	Total	772,317.83

UDIN:19045550AAAAACR7752



For Thadomal Shahani
Engineering College,

(Handwritten signature)

(Dr. G. T. THAMPI)
Principal



(Handwritten signature)

Dr. G. T. Thampi
PRINCIPAL

Thadomal Shahani Engineering College
Bandra (W), Mumbai - 400 050.



Audited statements of accounts 2019-20



Dr. G. T. Thampi
PRINCIPAL

Thadomal Shahani Engineering College
Bandra (W), Mumbai - 400 050.



4.2.3.1. Annual expenditure of purchase of books/e-books and subscription to journals year wise during last five years (INR in Lakhs)

ANNUAL EXPENDITURE OF PURCHASE OF BOOKS/E-BOOKS AND SUBSCRIPTION TO JOURNALS/E-JOURNALS FOR THE YEAR 2019-20

SR. NO.	AS PER	DESCRIPTION	BE COURSE	PHD COURSE	TOTAL
1	BALANCE SHEET 2019-20	Addition in Library Books	220430.00	0.00	220430.00
2	INCOME & EXPENDITURE 2019-20	Periodical & Subscription	821657.00	30414.00	852071.00
		GRAND TOTAL	1042087.00	30414.00	1072501.00

FIGURES AS PER CA CERTIFICATE IN LAKHS

10.72



Dr. G. T. Thampi
PRINCIPAL
Thadomal Shahani Engineering College
Bandra (W), Mumbai -400 050.




HYDERABAD (SIND) NATIONAL COLLEGIATE BOAF
THADOMAL SHAHANI ENGINEERING COLLEGE
BE Course

SCHEDULE FORMING PART OF THE BALANCE SHEET AS ON 31ST MARCH, 2020

SCHEDULE C: FIXED ASSETS

Sr. No.	Description of Assets	Gross Block				Rate	Depreciation				Net Block as on 31/03/2020
		As on 01/04/2019	Addition for the year	Deletions for the year	As on 31/03/2020		As on 01/04/2019	For the year	Deletions for the year	As on 31/03/2020	
		(a)	(b)	(c)	(a+b-c)		(d)	(e)	(f)	(d+e+f)	
I Immovable Properties											
1	College Building (New)	127,585,840.00	-	-	127,585,840.00	10%	70,473,235.00	5,711,261.00	-	76,184,496.00	51,401,344.00
	Total (I)	127,585,840.00	-	-	127,585,840.00		70,473,235.00	5,711,261.00	-	76,184,496.00	51,401,344.00
II Movable Properties											
1	Furniture & Fixtures	30,892,526.81	204,232.76	-	31,096,759.57	10%	18,388,075.00	1,270,868.00	-	19,658,943.00	11,437,816.57
	(A) Total	30,892,526.81	204,232.76	-	31,096,759.57		18,388,075.00	1,270,868.00	-	19,658,943.00	11,437,816.57
Other Fixed Asset											
2	Typewriter	58,381.00	-	-	58,381.00	15%	57,610.00	116.00	-	57,726.00	655.00
3	Air conditioner	9,517,602.70	1,081,818.10	-	10,599,420.80	15%	5,798,447.00	720,146.00	-	6,518,593.00	4,080,827.80
4	Water Cooler & Water Filter	867,864.00	-	-	867,864.00	15%	778,572.00	13,394.00	-	791,966.00	75,898.00
5	Photocopying Machine	604,850.00	-	-	604,850.00	15%	479,658.00	18,779.00	-	498,435.00	106,415.00
6	Duplicating Machine	61,585.00	-	-	61,585.00	15%	60,760.00	124.00	-	60,884.00	701.00
7	Refrigerator	36,400.50	-	-	36,400.50	15%	12,017.00	3,658.00	-	15,675.00	20,725.50
8	Fax Machine	60,175.00	-	-	60,175.00	15%	56,278.00	585.00	-	56,863.00	3,312.00
9	Television & VCR	43,000.00	-	-	43,000.00	15%	42,475.00	79.00	-	42,554.00	446.00
10	Xerox Machine	506,675.00	59,000.00	-	565,675.00	15%	390,038.00	26,346.00	-	416,384.00	149,291.00
11	Drawing Boards	190,000.00	-	-	190,000.00	15%	118,342.00	10,749.00	-	129,091.00	60,909.00
12	White Board	146,030.40	-	-	146,030.40	15%	75,293.00	10,611.00	-	85,904.00	60,126.40
13	TV Camera & Modems	1,269,773.34	-	-	1,269,773.34	15%	762,223.00	76,133.00	-	838,356.00	431,417.34
14	Aqua -Guard a/c	97,440.00	-	-	97,440.00	15%	66,971.00	4,570.00	-	71,541.00	25,899.00
15	EPBAX a/c	157,500.00	-	-	157,500.00	15%	98,099.00	8,910.00	-	107,009.00	60,491.00
16	Grills & Fabricating Works	923,400.00	-	-	923,400.00	15%	790,096.00	19,996.00	-	810,092.00	113,308.00
17	Fire Fighting Equipment	564,178.80	-	-	564,178.80	15%	335,546.00	34,295.00	-	369,841.00	194,337.80
18	Office Equipment & Telephone	566,635.20	8,000.00	-	574,635.20	15%	279,640.00	44,249.00	-	323,889.00	250,746.20
19	Laboratory Equipment	52,917,347.45	666,994.52	-	53,584,341.97	15%	51,076,233.00	376,216.00	-	51,452,449.00	2,131,892.97
20	Library Books	12,842,304.00	220,430.00	-	13,062,734.00	40%	12,598,939.00	185,518.00	-	12,784,457.00	278,277.00
21	Computers & Modems	63,147,202.32	4,180,150.02	-	67,327,352.34	40%	57,746,617.00	3,952,294.00	-	61,698,911.00	5,928,441.34
22	Projectors/Electronic Smart Board	1,304,229.40	-	-	1,384,229.40	15%	667,405.00	107,524.00	-	774,929.00	609,300.40
23	Computer Software	1,501,882.00	-	-	1,581,882.00	40%	1,576,051.00	2,332.00	-	1,578,383.00	3,499.00
24	Audio Sound System	562,415.00	28,910.02	-	591,325.02	15%	179,367.00	61,794.00	-	241,161.00	350,164.02
25	Exhaust Fans	21,466.00	-	-	21,466.00	15%	13,132.00	1,250.00	-	14,382.00	7,084.00

Thadomal Shahani Engineering College
 Bandra (W), Mumbai - 400 050.



Sr. No.	Description of Assets	Block				Rate	Depreciation			Net Block - on 31/03/2020	
		As on 01/04/2019	Addition for the year	Deletions for the year	As on 31/03/2020		As on 01/04/2019	For the year	Deletions for the year		As on 31/03/2020
		(a)	(b)	(c)	(a+b-c)		(d)	(e)	(f)		(d+e+f)
		24,884.00		-	24,884.00	15%	8,488.00	2,459.00		10,947.00	13,937.00
26	Vending Machine	14,700.00		-	14,700.00	15%	7,026.00	1,151.00		8,177.00	6,523.00
27	Sports Equipments	828,635.00		-	828,635.00	15%	229,946.00	89,803.00		319,749.00	508,886.00
28	Generator	74,459.20		-	74,459.20	15%	11,169.00	9,494.00		20,663.00	53,796.20
29	Electrical Fittings	43,606.00		-	43,606.00	15%	6,541.00	5,560.00		12,101.00	31,505.00
30	Internet Facility Asset	43,606.00		-	43,606.00	15%	-	6,135.00		6,135.00	34,764.98
	Photo Camera	-	40,899.98		40,899.98	15%					
	MODROB Grant - Biomedical Dept										
31	Computers & Modems	185,948.00	-	-	185,948.00	40%	185,674.00	110.00		185,784.00	164.00
32	Compter Software	254,100.00	-	-	254,100.00	40%	253,725.00	150.00		253,875.00	225.00
33	Equipment	1,060,392.00			1,060,392.00	15%	924,038.00	20,453.00		944,491.00	116,901.00
	MODROB Grant - IT Dept										
34	Computers & Modems	624,398.00	-	-	624,398.00	40%	623,477.00	368.00		623,845.00	553.00
35	Equipment	378,135.00	-	-	378,135.00	15%	329,511.00	7,294.00		336,805.00	41,330.00
	MODROB Grant - Chem. Dept										
36	Computers & Modems	19,635.00	-	-	19,635.00	40%	19,562.00	29.00		19,591.00	44.00
36	Equipment	759,180.00	-	-	759,180.00	15%	617,448.00	21,260.00		638,708.00	120,472.00
	Entrepreneurship Devi Grant										
37	Computers & Modems	123,000.00	-	-	123,000.00	40%	122,546.00	182.00		122,728.00	272.00
	(B) Total	162,819,409.31	6,286,202.64	-	169,105,611.95		137,398,968.00	5,844,116.00	-	143,243,074.00	15,862,537.96
	Total II- (A+B)	183,711,936.12	6,490,436.40	-	190,202,371.52		155,787,033.00	7,114,984.00	-	162,902,017.00	27,300,354.52
	Grand Total (I+II)	311,297,776.12	6,490,436.40	-	317,788,211.52		226,260,268.00	12,826,245.00	-	239,086,513.00	78,701,698.52



UDIN : 20045560AAAAEP7414

Dr. G. T. Thampi
PRINCIPAL
Thadomal Shahani Engineering College
Bandra (W), Mumbai-400 050.



For Thadomal Shahani
Engineering College,

(Dr. G. T. THAMPI)
Principal

**HYDERABAD (SIND) NATIONAL COLLEGIATE BOARD'S
THADOMAL SHAHANI ENGINEERING COLLEGE
BE Course**

SCHEDULES FORMING PART OF THE INCOME & EXPENDITURE FOR THE YEAR ENDED 31ST MARCH, 2020

SCHEDULE- I ADMINISTRATIVE EXPENSES

Sr No.	Particulars	Amount ()	Amount ()
1	Electricity Expenses		5,651,938.00
2	Telephone & Postage		63,251.00
3	Water Charges		66,368.00
4	Conveyance & Travelling Expenses		138,372.83
5	Book Allowance		11,918.00
6	Admission Expenses		239,139.43
7	Security Charges		1,542,252.00
8	Houskeeping Charges		2,178,877.00
9	Miscellaneous Expenses		90,188.32
10	Membership Fees		74,478.00
11	Bank Charges		1,930.58
12	Software Expenses		318,135.64
13	Website Development Charges		209,069.90
14	Printing , Stationery & Xerox		521,467.55
15	Internet Expenses		356,256.20
16	Advertisement		459,740.56
17	Professional Fee		292,290.00
18	Periodical & subscription		821,657.00
19	Building Usage Charges		9,240,000.00
20	College Exam Expenses		2,816,547.46
21	<u>Lab Recurring expenses</u>		
22	Chemicals	219,047.80	
23	Consumables	72,166.97	
24	Lab Components	57,719.56	
25	Workshop Components	36,677.75	385,612.08
26	<u>Repairs & Maintenance</u>		
	Plumbing, Electrical & General	1,271,244.82	
	Air Conditioner Repairs	497,317.94	
	Lift Maintenance	603,268.64	
	Lift Maintenance	80,280.52	
	Lab. Equipment Maint.	78,024.21	
	Lab. Components	39,053.00	
	Water cooler	11,351.80	
	Repairs to Furniture & Fixture		
	Labour charges	31,079.22	2,611,620.15
	Laboratory & office Repairs		3,873.20
27	Educational Tour Expenses for students		121,733.24
28	Training & Placement Expenses for students		21,000.00
29	Sports Expenses		17,000.00
30	Profession Tax Late Fee		329,418.60
31	Students Activities Expenses		4,987.30
32	College Cultural Activities		8,369.79
33	AICTE Compliance Expenses		10,898.00
34	Entrepreneurship Development E- Cell - Expenses		163,350.00
35	Seminar & Conference Expenses		1,487,683.00
36	Exam Remuneration for Outside Exams		136,948.04
37	Staff Welfare		8,874.00
38	Diesel for Generator		124,857.14
39	STTP Course Expenses		1,750.00
40	Patent Filing Charges		94,547.17
41	NBA Expenses		280,000.00
42	Internship Programme Expenses		8,000.00
43	Transport Charges		132,084.81
44	Tax on RCM CGST		132,084.81
45	Tax on RCM SGST		6,629.00
46	Interest on CGST		6,629.00
47	Interest on SGST		206.20
48	Interest on IGST		
	Total		31,190,033.00



Dr. G. T. Thampi
PRINCIPAL
Thadomal Shahani Engineering College
Bandra (W), Mumbai - 400 050.



For Thadomal Shahani
Engineering College,

(Dr. G. T. THAMPI)
Principal



HYDERABAD (SIND) NATIONAL COLLEGIATE BOARD'S

THADOMAL SHAHANI ENGINEERING COLLEGE

PHD Course

SCHEDULES FORMING PART OF THE INCOME & EXPENDITURE FOR THE YEAR ENDED 31ST MARCH, 2020

SCHEDULE- 'B' EDUCATIONAL AND COLLEGE RUNNING EXPENSES

Sr. no	Particular	Amount (Rs.)
1	Electricity Expenses	188,625.00
2	Telephone, Postage Expenses	1,887.00
3	Water Charges	1,980.00
4	Advertisement	13,152.00
5	Security Charges	48,013.00
6	Housekeeping Charges	64,947.00
7	Software Charges	9,492.00
8	Website Expenses	6,238.00
9	Printing, Stationery & Xerox Expenses	15,758.00
10	Internet Expenses	10,629.00
11	Professional Fee	8,720.00
12	Periodical & subscription	30,414.00
13	Repairs & Maintenance	77,918.00
14	Miscellaneous Expenses	97,795.97
15	Travelling & Conveyance Expenses	7,422.10
16	Book Allowance	356.00
17	Membership Fees	25,822.00
18	Phd Defense & Exam Expenses	71,561.00
	Total	658,730.07

For Thadomal Shahani Engineering College,



(Handwritten signature)

(Dr. G. T. THAMPI)
Principal

(Handwritten signature)

Dr. G. T. Thampi
PRINCIPAL

Thadomal Shahani Engineering College
Bandra (W), Mumbai - 400 050.



Audited statements of accounts 2020-21



Dr. G. T. Thampi
PRINCIPAL

Thadomal Shahani Engineering College
Bandra (W), Mumbai - 400 050.



4.2.3.1. Annual expenditure of purchase of books/e-books and subscription to journals year wise during last five years (INR in Lakhs)

ANNUAL EXPENDITURE OF PURCHASE OF BOOKS/E-BOOKS AND SUBSCRIPTION TO JOURNALS/E-JOURNALS FOR THE YEAR 2020-21

SR. NO.	AS PER	DESCRIPTION	BE COURSE	PHD COURSE	TOTAL
1	BALANCE SHEET 2020-21	Addition in Library Books	19671.00	0.00	19671.00
2	INCOME & EXPENDITURE 2020-21	Periodical & Subscription	802096.00	7988.00	810084.00
		GRAND TOTAL	821767.00	7988.00	829755.00

FIGURES AS PER CA CERTIFICATE IN LAKHS

8.30



Dr. G. T. Thampi
PRINCIPAL
Thadomal Shahani Engineering College
Bandra (W), Mumbai - 400 050.




HYDERABAD (SIND) NATIONAL COLLEGIATE BOARD'S
THADOMAL SHAHANI ENGINEERING COLLEGE
BE Course
SCHEDULE FORMING PART OF THE BALANCE SHEET AS ON 31ST MARCH, 2021

SCHEDULE C: FIXED ASSETS

Sr. No.	Description of Assets	Gross Block				Depreciation				Net Block as on 31/03/2021	
		As on 01/04/2020	Addition for the year	Deletions for the year	As on 31/03/2021	Rate	As on 01/04/2020	For the year	Deletions for the year		As on 31/03/2021
		(a)	(b)	(c)	(a+b-c)		(d)	(e)	(f)		(d+e+f)
I Immoveable Properties											
1	College Building (New)	127,585,840.00		-	127,585,840.00	10%	76,184,496.00	5,140,134.00		81,324,630.00	46,261,210.00
2	College Building (Old)	-	6,166,834.58		6,166,834.58	10%	-	616,683.00		616,683.00	5,550,151.58
	Total (I)	127,585,840.00	6,166,834.58	-	133,752,674.58		76,184,496.00	5,756,817.00	-	81,941,313.00	51,811,361.58
II Movable Properties											
1	Furniture & Fixtures	31,096,759.57	95,000.00		31,191,759.57	10%	19,658,943.00	1,153,282.00	-	20,812,225.00	10,379,534.57
	(A) Total	31,096,759.57	95,000.00	-	31,191,759.57		19,658,943.00	1,153,282.00	-	20,812,225.00	10,379,534.57
	Other Fixed Asset										
2	Typewriter	58,381.00	-	-	58,381.00	15%	57,726.00	98.00		57,824.00	557.00
3	Air conditioner	10,599,420.80	233,663.00	208,710.00	10,624,373.80	15%	6,518,593.00	642,721.00	179,023.00	6,982,291.00	3,642,082.80
4	Water Cooler & Water Filter	867,864.00	63,800.00	8,150.00	923,514.00	15%	791,966.00	20,807.00	7,165.00	805,608.00	117,906.00
5	Photocopying Machine	604,850.00			604,850.00	15%	498,435.00	15,962.00		514,397.00	90,453.00
6	Duplicating Machine	61,585.00	-	-	61,585.00	15%	60,884.00	105.00		60,989.00	596.00
7	Refrigerator	36,400.50			36,400.50	15%	15,675.00	3,109.00		18,784.00	17,616.50
8	Fax Machine	60,175.00	-	-	60,175.00	15%	58,863.00	497.00		57,360.00	2,815.00
9	Television & VCR	43,000.00	-	-	43,000.00	15%	42,554.00	67.00		42,621.00	379.00
10	Xerox Machine	565,675.00			565,675.00	15%	416,384.00	22,394.00		438,778.00	126,897.00
11	Drawing Boards	190,000.00	-	-	190,000.00	15%	129,091.00	9,136.00		138,227.00	51,773.00
12	White Board	146,030.40			146,030.40	15%	85,904.00	9,019.00		94,923.00	51,107.40
13	TV Camera & Modems	1,269,773.34	20,000.00		1,289,773.34	15%	838,356.00	67,713.00		906,069.00	383,704.34
14	Aqua -Guard a/c	97,440.00			97,440.00	15%	71,541.00	3,885.00		75,426.00	22,014.00
15	EPBAX a/c	157,500.00	-	-	157,500.00	15%	107,009.00	7,574.00		114,583.00	42,917.00
16	Grills & Fabricating Works	923,400.00	-	-	923,400.00	15%	810,092.00	16,996.00		827,088.00	96,312.00
17	Fire Fighting Equipment	564,178.80			564,178.80	15%	369,841.00	29,151.00		398,992.00	165,186.80
18	Office Equipment & Telephone	574,635.20	11,180.00		585,815.20	15%	323,889.00	39,289.00		363,178.00	222,637.20
19	Laboratory Equipment	53,584,341.97	398,439.20	409,218.00	53,573,563.17	15%	51,452,449.00	376,719.00	390,348.00	51,438,820.00	2,134,743.17
20	Library Books	13,062,734.00	19,671.00		13,082,405.00	40%	12,784,457.00	119,179.00		12,903,636.00	178,769.00
21	Computers & Modems	67,627,352.34	4,935,019.60		72,562,371.94	40%	61,698,911.00	4,345,384.00		66,044,295.00	6,518,076.94
22	Projectors, Electronic Smart Boa	1,384,229.40			1,384,229.40	15%	774,929.00	91,395.00		866,324.00	517,905.40
23	Compter Software	1,581,882.00			1,581,882.00	40%	1,578,383.00	1,400.00		1,579,783.00	2,099.00
24	Audio Sound System	591,325.02		17,169.00	608,494.02	15%	241,161.00	55,100.00		296,261.00	312,233.02

Dr. G. T. Thampi
PRINCIPAL

Thadomal Shahani Engineering College
 Bandra (W), Mumbai - 400 050.



HYDERABAD (SIND) NATIONAL COLLEGIATE BOARD'S
THADOMAL SHAHANI ENGINEERING COLLEGE
BE Course
SCHEDULES FORMING PART OF THE INCOME & EXPENDITURE FOR THE YEAR ENDED
31ST MARCH, 2021

SCHEDULE - I ADMINISTRATIVE EXPENSES

Sr No.	Particulars	Amount (₹)	Amount (₹)
1	Electricity Expenses		2,147,351.00
2	Telephone & Postage		56,876.46
3	Water Charges		22,305.00
4	Conveyance & Travelling Expenses		157,195.54
5	Book Allowance		4,000.00
6	Admission Expenses		219,823.00
7	Security Charges		1,276,051.00
8	Houskeeping Charges		1,228,083.60
9	Miscellaneous Expenses		140,149.23
10	Membership Fees		49,656.00
11	Bank Charges		4,138.38
12	Software Expenses		521,252.03
13	Website Development Charges		191,798.00
14	Printing, Stationery & Xerox		168,842.78
15	Internet Expenses		271,735.90
16	Advertisement		497,902.84
17	Professional Fee		145,961.00
18	Periodical & subscription		802,096.00
19	Building Usage Charges		9,735,000.00
20	College Exam Expenses		1,087,866.01
21	Lab Recurring expenses		
22	Chemicals	3,676.04	
23	Workshop Components	613.60	4,289.64
24	Repairs & Maintenance		
	Plumbing, Electrical & General	1,177,750.67	
	Air Conditioner Repairs	125,560.58	
	Lift Maintenance	560,650.04	
	Lab. Equipment Maint.	12,916.00	
	Lab. Components	99,468.99	
	Water cooler	35,764.00	
	Repairs - Computers	42,282.00	
25	Training & Placement Expenses for students		2,054,392.28
26	Government Fees		22,000.00
27	Profession Tax Late Fee		285,000.00
28	Students Activities Expenses		8,000.00
29	College Cultural Activities		185,691.00
30	AICTE Compliance Expenses		9,371.00
31	Covid Prevention Expenses		2,000.00
32	Seminar & Conference Expenses		55,742.00
33	Staff Welfare		6,992.00
34	Online Classes Expenses		91,388.51
35	College Sign Board Expenses		37,250.00
36	Tax on RCM CGST		37,194.00
37	Tax on RCM SGST		126,847.53
38	Interest on CGST		126,847.53
39	Interest on SGST		14,621.48
40	Interest on IGST		14,621.48
			3,860.64
	Total		21,814,192.86



Dr. G. T. Thampi
PRINCIPAL

Thadomal Shahani Engineering College
Bandra (W), Mumbai - 400 050.

For Thadomal Shahani
Engineering College,



(Dr. G. T. THAMPI)
Principal



SCHEDULE- 'B' EDUCATIONAL AND COLLEGE RUNNING EXPENSES

Sr. no	Particular	Amount (Rs.)
1	Electricity Expenses	21,388.00
2	Telephone, Postage Expenses	567.00
3	Water Charges	222.00
4	Advertisement	-
5	Security Charges	12,710.00
6	Housekeeping Charges	12,232.00
7	Software Charges	5,192.00
8	Website Expenses	1,911.00
9	Printing, Stationery & Xerox Expenses	1,686.00
10	Internet Expenses	2,707.00
11	Professional Fee	1,454.00
12	Periodical & subscription	7,988.00
13	Repairs & Maintenance	20,464.00
14	Miscellaneous Expenses	1,219.00
15	Travelling & Conveyance Expenses	1,518.00
16	Patent Filing Consultancy charges	15,000.00
17	Membership Fees	494.00
18	Research paper Publication	14,000.00
	Total	120,752.00



For Thadomal Shahani
Engineering College,

(Dr. G. T. THAMPI)
Principal

Dr. G. T. Thampi
PRINCIPAL
Thadomal Shahani Engineering College
Bandra (W), Mumbai -400 050.

