

2.6.3 Average pass percentage of Students

Sr. No	Details
1	Results of A.Y 2022-23

Results of A.Y 2022-23



Dr. G. T. Thampi
PRINCIPAL
Thadomal Shahani Engineering College
Bandra (W), Mumbai - 400 050.



Result of Biomedical Engineering Department



Dr. G. T. Thampi
PRINCIPAL
Thadomal Shahani Engineering College
Bandra (W), Mumbai - 400 050.



SEAT_NO	NAME	<Course-I>	<Course-II>	<Course-III>	<Course-IV>	<Course-V>	<Course-VI>	<Course-VII>	RESULT	REMARK	TOTAL MARKS
		Th(80/32)	Th(80/32)	Th(80/32)	Th(80/32)	Tw(25/10)	Tw(25/10)	Tw(100/40)			OUT OF 650
		In(20/08)	In(20/08)	In(20/08)	In(20/08)	Pr/Or(25/10)	Pr/Or(25/10)	Pr/Or(50/20)			
		Total	Total	Total	Total	Total	Total	Total			
		C G GP C*G	C G GP C*G	C G GP C*G	C G GP C*G	C G GP C*G	C G GP C*G	C G GP C*G	ãC	ãCG	SGPI
01. BMC801	HOSPITAL MANAGEMENT										
04. BMD08013	ARTIFICIAL INTELLIGENCE IN MEDICINE										
05. BMD08021	BIOMEDICAL MICROSYSTEMS										
08. ILO2021	PROJECT MANAGEMENT										
17. BML801	HOSPITAL MANAGEMENT LAB										
20. BMDL8013	ARTIFICIAL INTELLIGENCE IN MEDICINE LAB										
21. BMP801	MAJOR PROJECT II										

6028271 /DESAI APARNA GANESH GAURANGI

67	80	49	64	21	24	96				
19	18	16	18	23	23	48	P			566
86	98	65	82	44	47	144				
3 O 10	30 3 O 10	30 3 C 7 21	3 O 10 30	1 O 10 10	1 O 10 10	6 O 10 60	20	191	9.55	

SGPI: SEM-I: 7.64 ; SEM-II: 8.90 ; SEM-III: 9.38 ; SEM-IV: 9.87 ; SEM-V: 9.65 ; SEM-VI: 9.83 ; SEM-VII: 9.38 ; CGPI: 9.32
CREDITS: SEM-I: 18 ; SEM-II: 20 ; SEM-III: 24 ; SEM-IV: 23 ; SEM-V: 23 ; SEM-VI: 23 ; SEM-VII: 21
MARKS: SEM-I:474/675; SEM-II:572/725; SEM-III:604/725; SEM-IV:654/750; SEM-V:611/725; SEM-VI:642/750; SEM-VII:588/700; TOTAL: 4711/5700 (82.65%)

6028272 DSOUZA CLIVE MANUEL ASHU

67	70	53	56	24	23	95				
20	17	18	17	23	23	47	P			553
87	87	71	73	47	46	142				
3 O 10	30 3 O 10	30 3 B 8 24	3 B 8 24	1 O 10 10	1 O 10 10	6 O 10 60	20	188	9.40	

SGPI: SEM-I: 7.08 ; SEM-II: 8.90 ; SEM-III: 9.25 ; SEM-IV: 9.48 ; SEM-V: 9.30 ; SEM-VI:10.00 ; SEM-VII: 9.71 ; CGPI: 9.19
CREDITS: SEM-I: 18 ; SEM-II: 20 ; SEM-III: 24 ; SEM-IV: 23 ; SEM-V: 23 ; SEM-VI: 23 ; SEM-VII: 21
MARKS: SEM-I:452/675; SEM-II:571/725; SEM-III:598/725; SEM-IV:624/750; SEM-V:594/725; SEM-VI:690/750; SEM-VII:591/700; TOTAL: 4673/5700 (81.98%)

6028273 /GUNASEKARAN YAMINISHREE GUNASEKARAN PRAVINA

67	43	51	57	20	22	95				
19	18	13	15	22	20	48	P	RPV		510
86	61	64	72	42	42	143				
3 O 10	30 3 C 7 21	3 C 7 21	3 B 8 24	1 O 10 10	1 O 10 10	6 O 10 60	20	176	8.80	

SGPI: SEM-I: 6.72 ; SEM-II: 8.15 ; SEM-III: 8.75 ; SEM-IV: 9.74 ; SEM-V: 9.52 ; SEM-VI: 9.30 ; SEM-VII: 9.19 ; CGPI: 8.84
CREDITS: SEM-I: 18 ; SEM-II: 20 ; SEM-III: 24 ; SEM-IV: 23 ; SEM-V: 23 ; SEM-VI: 23 ; SEM-VII: 21
MARKS: SEM-I:427/675; SEM-II:524/725; SEM-III:559/725; SEM-IV:625/750; SEM-V:601/725; SEM-VI:611/750; SEM-VII:563/700; TOTAL: 4420/5700 (77.54%)

/- FEMALE, #- 0.229, @- 0.5042/0.5043, *- 0.5045, \$- Carried Forward Grade, ~- Dyslexia, A/ABS- Absent, F- Fails, P- Passes
RR- Reserved, RLE- Reserve for Lower Examination, RPV- Provisional, RCC- 0.5050, ADC- Admission Cancelled
G:Grade, GP:Grade Point, C:Credits, ãC:Sum of Credit Points, ãCG:Sum of Product of Credits & Grades
SGPI:Semester Grade Performance Index = ãCG/ãC, CGPI:Cumulative Grade Performance Index
% Marks : 80 and Above 75-79.99 70-74.99 60-69.99 50-59.99 45-49.99 40-44.99 Less Than 40
Grade / Gr. Pt. : O / 10 A / 9 B / 8 C / 7 D / 6 E / 5 P / 4 F / 0

Dr. G. T. Thanpi
PRINCIPAL
Thadomal Shahani Engineering College
Bandra (W), Mumbai - 400 050.



SEAT_NO	NAME	<Course-I>	<Course-II>	<Course-III>	<Course-IV>	<Course-V>	<Course-VI>	<Course-VII>	TOTAL MARKS
		Th(80/32)	Th(80/32)	Th(80/32)	Th(80/32)	Tw(25/10)	Tw(25/10)	Tw(100/40)	OUT OF 650
		In(20/08)	In(20/08)	In(20/08)	In(20/08)	Pr/Or(25/10)	Pr/Or(25/10)	Pr/Or(50/20)	RESULT REMARK
		Total	Total	Total	Total	Total	Total	Total	äC äCG SGPI
		C G GP C*G	C G GP C*G	C G GP C*G	C G GP C*G	C G GP C*G	C G GP C*G	C G GP C*G	
01. BMC801	HOSPITAL MANAGEMENT					04. BMD08013	ARTIFICIAL INTELLIGENCE IN MEDICINE	05. BMD08021	BIOMEDICAL MICROSYSTEMS
08. ILO2021	PROJECT MANAGEMENT					17. BML801	HOSPITAL MANAGEMENT LAB	20. BMDL8013	ARTIFICIAL INTELLIGENCE IN MEDICINE LAB
21. BMP801	MAJOR PROJECT II								

6028274 IYER VIVEK RAJAN SAVITHRI

64	74	53	58	24	24	95			
19	18	18	18	24	23	47	P		559
83	92	71	76	48	47	142			
3 O 10	30 3 O 10	30 3 B 8 24	3 A 9 27	1 O 10 10	1 O 10 10	6 O 10 60	20 191	9.55	
SGPI: SEM-I: 8.11 ; SEM-II: 8.80 ; SEM-III: 8.75 ; SEM-IV: 9.61 ; SEM-V: 9.30 ; SEM-VI:10.00 ; SEM-VII: 9.43 ; CGPI: 9.22									
CREDITS: SEM-I: 18 ; SEM-II: 20 ; SEM-III: 24 ; SEM-IV: 23 ; SEM-V: 23 ; SEM-VI: 23 ; SEM-VII: 21									
MARKS: SEM-I:499/675; SEM-II:569/725; SEM-III:570/725; SEM-IV:626/750; SEM-V:595/725; SEM-VI:684/750; SEM-VII:598/700; TOTAL: 4700/5700 (82.46%)									

6028275 MULLA RAHID RAFIK VAHIDA

33E	28F	28F	32E	12E	10E	55E			
9E	8E	8E	10E	16E	10E	22E	F	RPV	281
42	--	--	42	28	20	77			
3 P 4	12 - - - -	- - - - -	3 P 4	12 1 D 6 6	1 P 4 4	6 D 6 36	14 70	--	
(DIPLOMA STUDENT) SGPI: SEM-III: 6.46 ; SEM-IV: 6.48 ; SEM-V: 6.09 ; SEM-VI: -- ; SEM-VII: -- ; CGPI: --									
CREDITS: SEM-III: 24 ; SEM-IV: 23 ; SEM-V: 23 ; SEM-VI: -- ; SEM-VII: --									
MARKS: SEM-III:427/725; SEM-IV:436/750; SEM-V:400/725; SEM-VI: -- ; SEM-VII:-- ; TOTAL: --									

6028276 NADAR JACOB TENNYSON MARIA MATHAVAN SAHAYA LUMINA

56	45	34	27 *	20	22	94			
14	13	8	10	22	18	47	P	RPV	430
70	58	42	37	42	40	141			
3 B 8	24 3 D 6 18	3 P 4 12	3 P 4 12	1 O 10 10	1 O 10 10	6 O 10 60	20 146	7.30	
SGPI: SEM-I: 8.06 ; SEM-II: 8.00 ; SEM-III: 7.75 ; SEM-IV: 8.00 ; SEM-V: 7.22 ; SEM-VI: 7.91 ; SEM-VII: -- ; CGPI: 0.00									
CREDITS: SEM-I: 18 ; SEM-II: 20 ; SEM-III: 24 ; SEM-IV: 23 ; SEM-V: 23 ; SEM-VI: 23 ; SEM-VII: --									
MARKS: SEM-I:498/675; SEM-II:516/725; SEM-III:503/725; SEM-IV:533/750; SEM-V:460/725; SEM-VI:524/750; SEM-VII:-- ; TOTAL: --									

/- FEMALE, #- 0.229, @- 0.5042/0.5043, *- 0.5045, \$- Carried Forward Grade, ~- Dyslexia, A/ABS- Absent, F- Fails, P- Passes
RR- Reserved, RLE- Reserve for Lower Examination, RPV- Provisional, RCC- 0.5050, ADC- Admission Cancelled
G:Grade, GP:Grade Point, C:Credits, äC:Sum of Credit Points, äCG:Sum of Product of Credits & Grades
SGPI:Semester Grade Performance Index = äCG/äC, CGPI:Cumulative Grade Performance Index
% Marks : 80 and Above 75-79.99 70-74.99 60-69.99 50-59.99 45-49.99 40-44.99 Less Than 40
Grade / Gr. Pt. : O / 10 A / 9 B / 8 C / 7 D / 6 E / 5 P / 4 F / 0


Dr. G. T. Thampi
PRINCIPAL
Thadomal Shahani Engineering College
Bandra (W), Mumbai - 400 050.




Dr. G. T. Thampi
PRINCIPAL
Thadomal Shahani Engineering College
Bandra (W), Mumbai - 400 050.



SEAT_NO	NAME	<Course-I>	<Course-II>	<Course-III>	<Course-IV>	<Course-V>	<Course-VI>	<Course-VII>	TOTAL MARKS
Th(80/32)	Th(80/32)	Th(80/32)	Th(80/32)	Tw(25/10)	Tw(25/10)	Tw(100/40)			OUT OF 650
In(20/08)	In(20/08)	In(20/08)	In(20/08)	Pr/Or(25/10)	Pr/Or(25/10)	Pr/Or(50/20)	RESULT	REMARK	
Total	Total	Total	Total	Total	Total	Total	àC	àCG	SGPI
C G GP C*G	C G GP C*G	C G GP C*G	C G GP C*G	C G GP C*G	C G GP C*G	C G GP C*G			
01. BMC801	HOSPITAL MANAGEMENT				04. BMD08013	ARTIFICIAL INTELLIGENCE IN MEDICINE	05. BMD08021	BIOMEDICAL MICROSYSTEMS	
08. ILO2021	PROJECT MANAGEMENT				17. BML801	HOSPITAL MANAGEMENT LAB	20. BMDL8013	ARTIFICIAL INTELLIGENCE IN MEDICINE LAB	
21. BMP801	MAJOR PROJECT II								

6028277 /PATOLE RUTUJA DILIP ARCHANA

53	39	47	46	20	22	93			
16	16	11	11	22	20	42	P		458
69	55	58	57	42	42	135			
3 C 7 21 3 D 6 18 3 D 6 18 3 D 6 18 1 O 10 10 1 O 10 10 6 O 10 60							20	155	7.75

(DIPLOMA STUDENT)

SGPI: SEM-III: 8.50 ; SEM-IV: 8.30 ; SEM-V: 8.70 ; SEM-VI: 6.48 ; SEM-VII: 7.19 ; CGPI: 7.84
 CREDITS: SEM-III: 24 ; SEM-IV: 23 ; SEM-V: 23 ; SEM-VI: 23 ; SEM-VII: 21
 MARKS: SEM-III:528/725; SEM-IV:540/750; SEM-V:531/725; SEM-VI:430/750; SEM-VII:447/700; TOTAL: 2934/4300 (68.23%)

6028278 /PRABHAKAR LAKSHMI VARSHA A.K.PRABHAKAR GAYATHRI DEVI

57	51	55	46	21	22	90			
18	17	10	17	21	19	45	P	RPV	489
75	68	65	63	42	41	135			
3 A 9 27 3 C 7 21 3 C 7 21 3 C 7 21 1 O 10 10 1 O 10 10 6 O 10 60							20	170	8.50

SGPI: SEM-I: 7.86 ; SEM-II: 9.45 ; SEM-III: 9.42 ; SEM-IV: 9.65 ; SEM-V: 9.30 ; SEM-VI: 9.09 ; SEM-VII: 8.19 ; CGPI: 8.97
 CREDITS: SEM-I: 18 ; SEM-II: 20 ; SEM-III: 24 ; SEM-IV: 23 ; SEM-V: 23 ; SEM-VI: 23 ; SEM-VII: 21
 MARKS: SEM-I:488/675; SEM-II:599/725; SEM-III:610/725; SEM-IV:634/750; SEM-V:589/725; SEM-VI:601/750; SEM-VII:506/700; TOTAL: 4516/5700 (79.23%)

6028279 /RANGNEKAR SHAMBHVI SAIPRASAD RASIKA

72	65	61	58	22	23	96			
20	18	18	18	22	20	48	P		561
92	83	79	76	44	43	144			
3 O 10 30 3 O 10 30 3 A 9 27 3 A 9 27 1 O 10 10 1 O 10 10 6 O 10 60							20	194	9.70

SGPI: SEM-I: 7.44 ; SEM-II: 8.10 ; SEM-III: 8.83 ; SEM-IV: 9.74 ; SEM-V: 9.61 ; SEM-VI: 9.87 ; SEM-VII: 9.43 ; CGPI: 9.14
 CREDITS: SEM-I: 18 ; SEM-II: 20 ; SEM-III: 24 ; SEM-IV: 23 ; SEM-V: 23 ; SEM-VI: 23 ; SEM-VII: 21
 MARKS: SEM-I:463/675; SEM-II:519/725; SEM-III:560/725; SEM-IV:624/750; SEM-V:609/725; SEM-VI:623/750; SEM-VII:566/700; TOTAL: 4525/5700 (79.39%)

/- FEMALE, #- 0.229, @- 0.5042/0.5043, *- 0.5045, \$- Carried Forward Grade, ~- Dyslexia, A/ABS- Absent, F- Fails, P- Passes

RR- Reserved, RLE- Reserve for Lower Examination, RPV- Provisional, RCC- 0.5050, ADC- Admission Cancelled

G:Grade, GP:Grade Point, C:Credits, àC:Sum of Credit Points, àCG:Sum of Product of Credits & Grades

SGPI:Semester Grade Performance Index = àCG/àC, CGPI:Cumulative Grade Performance Index

% Marks : 80 and Above 75-79.99 70-74.99 60-69.99 50-59.99 45-49.99 40-44.99 Less Than 40

Grade / Gr. Pt. : O / 10 A / 9 B / 8 C / 7 D / 6 E / 5 P / 4 F / 0

Dr. G. T. Thanpi
 PRINCIPAL
 Thadomal Shahani Engineering College
 Bandra (W), Mumbai - 400 050.



SEAT_NO	NAME	<Course-I>	<Course-II>	<Course-III>	<Course-IV>	<Course-V>	<Course-VI>	<Course-VII>	TOTAL MARKS
		Th(80/32)	Th(80/32)	Th(80/32)	Th(80/32)	Tw(25/10)	Tw(25/10)	Tw(100/40)	OUT OF 650
		In(20/08)	In(20/08)	In(20/08)	In(20/08)	Pr/Or(25/10)	Pr/Or(25/10)	Pr/Or(50/20)	RESULT REMARK
		Total	Total	Total	Total	Total	Total	Total	àC àCG SGPI
		C G GP C*G	C G GP C*G	C G GP C*G	C G GP C*G	C G GP C*G	C G GP C*G	C G GP C*G	
01. BMC801	HOSPITAL MANAGEMENT					04. BMD08013	ARTIFICIAL INTELLIGENCE IN MEDICINE	05. BMD08021	BIOMEDICAL MICROSYSTEMS
08. ILO2021	PROJECT MANAGEMENT					17. BML801	HOSPITAL MANAGEMENT LAB	20. BMDL8013	ARTIFICIAL INTELLIGENCE IN MEDICINE LAB
21. BMP801	MAJOR PROJECT II								

6028280 SAYYAD ALTAMASH RAZZAK SHAHIN

53	34	32	42	20	22	92			
18	14	8	10	20	18	42	P		425
71	48	40	52	40	40	134			
3 B 8	24 3 E 5 15	3 P 4 12	3 D 6 18	1 O 10 10	1 O 10 10	6 O 10 60	20	149	7.45

(DIPLOMA STUDENT)

SGPI: SEM-III: 8.88 ; SEM-IV: 7.70 ; SEM-V: 8.26 ; SEM-VI: 5.96 ; SEM-VII: 6.24 ; CGPI: 7.44
 CREDITS: SEM-III: 24 ; SEM-IV: 23 ; SEM-V: 23 ; SEM-VI: 23 ; SEM-VII: 21
 MARKS: SEM-III:561/725; SEM-IV:512/750; SEM-V:510/725; SEM-VI:410/750; SEM-VII:405/700; TOTAL: 2823/4300 (65.65%)

6028281 /SUTAR AMRUTA ANANT APARNA

54	53	46	48	20	22	93			
18	13	12	13	20	20	42	P		474
72	66	58	61	40	42	135			
3 B 8	24 3 C 7 21	3 D 6 18	3 C 7 21	1 O 10 10	1 O 10 10	6 O 10 60	20	164	8.20

(DIPLOMA STUDENT)

SGPI: SEM-III: 8.42 ; SEM-IV: 8.17 ; SEM-V: 8.74 ; SEM-VI: 6.83 ; SEM-VII: 7.48 ; CGPI: 7.98
 CREDITS: SEM-III: 24 ; SEM-IV: 23 ; SEM-V: 23 ; SEM-VI: 23 ; SEM-VII: 21
 MARKS: SEM-III:518/725; SEM-IV:544/750; SEM-V:548/725; SEM-VI:455/750; SEM-VII:464/700; TOTAL: 3003/4300 (69.84%)

6028282 /VISHWAKARMA ADITI RAJESH SEEMA

70	76	56	54	21	23	95			
20	18	16	17	22	20	48	P		556
90	94	72	71	43	43	143			
3 O 10	30 3 O 10 30	3 B 8 24	3 B 8 24	1 O 10 10	1 O 10 10	6 O 10 60	20	188	9.40

SGPI: SEM-I: 6.25 ; SEM-II: 7.15 ; SEM-III: 7.04 ; SEM-IV: 7.48 ; SEM-V: 8.35 ; SEM-VI: 8.96 ; SEM-VII: 9.10 ; CGPI: 7.99
 CREDITS: SEM-I: 18 ; SEM-II: 20 ; SEM-III: 24 ; SEM-IV: 23 ; SEM-V: 23 ; SEM-VI: 23 ; SEM-VII: 21
 MARKS: SEM-I:401/675; SEM-II:467/725; SEM-III:462/725; SEM-IV:501/750; SEM-V:543/725; SEM-VI:576/750; SEM-VII:556/700; TOTAL: 4062/5700 (71.26%)

/- FEMALE, #- 0.229, @- 0.5042/0.5043, *- 0.5045, \$- Carried Forward Grade, ~- Dyslexia, A/ABS- Absent, F- Fails, P- Passes

RR- Reserved, RLE- Reserve for Lower Examination, RPV- Provisional, RCC- 0.5050, ADC- Admission Cancelled

G:Grade, GP:Grade Point, C:Credits, àC:Sum of Credit Points, àCG:Sum of Product of Credits & Grades

SGPI:Semester Grade Performance Index = àCG/àC, CGPI:Cumulative Grade Performance Index

% Marks : 80 and Above 75-79.99 70-74.99 60-69.99 50-59.99 45-49.99 40-44.99 Less Than 40

Grade / Gr. Pt. : O / 10 A / 9 B / 8 C / 7 D / 6 E / 5 P / 4 F / 0



Dr. G. T. Thanpi
PRINCIPAL
Thadomal Shahani Engineering College
Bandra (W), Mumbai - 400 050.




Dr. G. T. Thanpi
PRINCIPAL
Thadomal Shahani Engineering College
Bandra (W), Mumbai - 400 050.



SEAT_NO	NAME	<Course-I>	<Course-II>	<Course-III>	<Course-IV>	<Course-V>	<Course-VI>	<Course-VII>	TOTAL MARKS
		Th(80/32)	Th(80/32)	Th(80/32)	Th(80/32)	Tw(25/10)	Tw(25/10)	Tw(100/40)	OUT OF 650
		In(20/08)	In(20/08)	In(20/08)	In(20/08)	Pr/Or(25/10)	Pr/Or(25/10)	Pr/Or(50/20)	RESULT REMARK
		Total	Total	Total	Total	Total	Total	Total	àC àCG SGPI
		C G GP C*G	C G GP C*G	C G GP C*G	C G GP C*G	C G GP C*G	C G GP C*G	C G GP C*G	
01. BMC801	HOSPITAL MANAGEMENT					04. BMD08013	ARTIFICIAL INTELLIGENCE IN MEDICINE	05. BMD08021	BIOMEDICAL MICROSYSTEMS
09. ILQ2022	FINANCE MANAGEMENT					17. BML801	HOSPITAL MANAGEMENT LAB	20. BMDL8013	ARTIFICIAL INTELLIGENCE IN MEDICINE LAB
21. BMP801	MAJOR PROJECT II								

6028283 /IYER SANSKRITI RAJESH DEEPA

52	57	47	40	18	22	85			
15	15	9	19	21	19	44	P		463
67	72	56	59	39	41	129			
3 C 7	21 3 B 8	24 3 D 6 18	3 D 6 18	1 A 9 9	1 O 10 10	6 O 10 60	20	160	8.00

SGPI: SEM-I: 7.22 ; SEM-II: 8.05 ; SEM-III: 7.96 ; SEM-IV: 8.30 ; SEM-V: 9.48 ; SEM-VI: 8.52 ; SEM-VII: 7.52 ; CGPI: 8.17
 CREDITS: SEM-I: 18 ; SEM-II: 20 ; SEM-III: 24 ; SEM-IV: 23 ; SEM-V: 23 ; SEM-VI: 23 ; SEM-VII: 21
 MARKS: SEM-I:440/675; SEM-II:525/725; SEM-III:510/725; SEM-IV:560/750; SEM-V:581/725; SEM-VI:564/750; SEM-VII:473/700; TOTAL: 4116/5700 (72.21%)

6028284 /PALAYE VEDANGI VIKAS PALLAVI

69	56	63	65	20	24	85			
19	19	15	19	22	24	38	P	RPV	538
88	75	78	84	42	48	123			
3 O 10	30 3 A 9	27 3 A 9 27	3 O 10 30	1 O 10 10	1 O 10 10	6 O 10 60	20	194	9.70

SGPI: SEM-I: 8.28 ; SEM-II: 9.25 ; SEM-III: 9.58 ; SEM-IV: 9.78 ; SEM-V: 9.74 ; SEM-VI: 9.91 ; SEM-VII: 9.71 ; CGPI: 9.53
 CREDITS: SEM-I: 18 ; SEM-II: 20 ; SEM-III: 24 ; SEM-IV: 23 ; SEM-V: 23 ; SEM-VI: 23 ; SEM-VII: 21
 MARKS: SEM-I:494/675; SEM-II:585/725; SEM-III:608/725; SEM-IV:649/750; SEM-V:614/725; SEM-VI:683/750; SEM-VII:607/700; TOTAL: 4778/5700 (83.82%)

6028285 /PARMAR VIDHI KAPOORCHAND ANITA K PARMAR

71	74	64	60	22	22	90			
19	17	15	20	23	19	45	P		561
90	91	79	80	45	41	135			
3 O 10	30 3 O 10 30	3 A 9 27	3 O 10 30	1 O 10 10	1 O 10 10	6 O 10 60	20	197	9.85

SGPI: SEM-I: 7.14 ; SEM-II: 8.70 ; SEM-III: 8.08 ; SEM-IV: 8.83 ; SEM-V: 8.48 ; SEM-VI: 9.22 ; SEM-VII: 8.14 ; CGPI: 8.57
 CREDITS: SEM-I: 18 ; SEM-II: 20 ; SEM-III: 24 ; SEM-IV: 23 ; SEM-V: 23 ; SEM-VI: 23 ; SEM-VII: 21
 MARKS: SEM-I:446/675; SEM-II:554/725; SEM-III:523/725; SEM-IV:579/750; SEM-V:543/725; SEM-VI:627/750; SEM-VII:518/700; TOTAL: 4351/5700 (76.33%)

/- FEMALE, #- 0.229, @- 0.5042/0.5043, *- 0.5045, \$- Carried Forward Grade, ~- Dyslexia, A/ABS- Absent, F- Fails, P- Passes

RR- Reserved, RLE- Reserve for Lower Examination, RPV- Provisional, RCC- 0.5050, ADC- Admission Cancelled

G:Grade, GP:Grade Point, C:Credits, àC:Sum of Credit Points, àCG:Sum of Product of Credits & Grades

SGPI:Semester Grade Performance Index = àCG/àC, CGPI:Cumulative Grade Performance Index

% Marks : 80 and Above 75-79.99 70-74.99 60-69.99 50-59.99 45-49.99 40-44.99 Less Than 40

Grade / Gr. Pt. : O / 10 A / 9 B / 8 C / 7 D / 6 E / 5 P / 4 F / 0

Dr. G. T. Thanpi
 PRINCIPAL
 Thadomal Shahani Engineering College
 Bandra (W), Mumbai - 400 050.



SEAT_NO	NAME	<Course-I>	<Course-II>	<Course-III>	<Course-IV>	<Course-V>	<Course-VI>	<Course-VII>	RESULT	REMARK	TOTAL MARKS
Th(80/32)	Th(80/32)	Th(80/32)	Th(80/32)	Tw(25/10)	Tw(25/10)	Tw(100/40)					OUT OF 650
In(20/08)	In(20/08)	In(20/08)	In(20/08)	Pr/Or(25/10)	Pr/Or(25/10)	Pr/Or(50/20)					
Total	Total	Total	Total	Total	Total	Total					
C G GP C*G	C G GP C*G	C G GP C*G	C G GP C*G	C G GP C*G	C G GP C*G	C G GP C*G	C G GP C*G	C G GP C*G	ãC	ãCG	SGPI
01. BMC801	HOSPITAL MANAGEMENT					04. BMD08013	ARTIFICIAL INTELLIGENCE IN MEDICINE	05. BMD08021	BIOMEDICAL MICROSYSTEMS		
09. ILO2022	FINANCE MANAGEMENT					17. BML801	HOSPITAL MANAGEMENT LAB	20. BMDL8013	ARTIFICIAL INTELLIGENCE IN MEDICINE LAB		
21. BMP801	MAJOR PROJECT II										

6028286 /SHETTY NAVYA PRASAD SHARANYA

64	60	50	51	22	24	85					
19	18	15	20	23	23	38	P	RPV			512
83	78	65	71	45	47	123					
3 O 10	30 3 A 9	27 3 C 7 21	3 B 8 24	1 O 10 10	1 O 10 10	6 O 10 60	20	182	9.10		
SGPI: SEM-I: 6.14 ; SEM-II: 8.00 ; SEM-III: 9.13 ; SEM-IV: 9.48 ; SEM-V: 9.74 ; SEM-VI:10.00 ; SEM-VII: 9.29 ; CGPI: 8.95											
CREDITS: SEM-I: 18 ; SEM-II: 20 ; SEM-III: 24 ; SEM-IV: 23 ; SEM-V: 23 ; SEM-VI: 23 ; SEM-VII: 21											
MARKS: SEM-I:396/675; SEM-II:512/725; SEM-III:583/725; SEM-IV:621/750; SEM-V:609/725; SEM-VI:685/750; SEM-VII:576/700; TOTAL: 4494/5700 (78.84%)											

6028287 /SHETTY SHRAVYA SURESH THEJAKSHI

64	70	59	59	22	23	85					
19	18	18	20	22	21	38	P	RPV			538
83	88	77	79	44	44	123					
3 O 10	30 3 O 10	30 3 A 9	27 3 A 9	27 1 O 10 10	1 O 10 10	6 O 10 60	20	194	9.70		
SGPI: SEM-I: 7.44 ; SEM-II: 9.10 ; SEM-III: 8.96 ; SEM-IV: 9.57 ; SEM-V: 9.57 ; SEM-VI: 9.74 ; SEM-VII: 9.86 ; CGPI: 9.28											
CREDITS: SEM-I: 18 ; SEM-II: 20 ; SEM-III: 24 ; SEM-IV: 23 ; SEM-V: 23 ; SEM-VI: 23 ; SEM-VII: 21											
MARKS: SEM-I:468/675; SEM-II:583/725; SEM-III:580/725; SEM-IV:629/750; SEM-V:603/725; SEM-VI:637/750; SEM-VII:603/700; TOTAL: 4641/5700 (81.42%)											

01. BMC801	HOSPITAL MANAGEMENT					04. BMD08013	ARTIFICIAL INTELLIGENCE IN MEDICINE	05. BMD08021	BIOMEDICAL MICROSYSTEMS		
16. ILO2029	ENVIRONMENTAL MANAGEMENT					17. BML801	HOSPITAL MANAGEMENT LAB	20. BMDL8013	ARTIFICIAL INTELLIGENCE IN MEDICINE LAB		
21. BMP801	MAJOR PROJECT II										

6028288 /GAWDE PRIYANKA SANJAY SANJANA

71	77	70	48	24	24	96					
19	18	18	18	22	24	48	P				577
90	95	88	66	46	48	144					
3 O 10	30 3 O 10	30 3 O 10	30 3 C 7 21	1 O 10 10	1 O 10 10	6 O 10 60	20	191	9.55		
SGPI: SEM-I: 7.33 ; SEM-II: 8.30 ; SEM-III: 9.13 ; SEM-IV:10.00 ; SEM-V:10.00 ; SEM-VI:10.00 ; SEM-VII: 9.14 ; CGPI: 9.24											
CREDITS: SEM-I: 18 ; SEM-II: 20 ; SEM-III: 24 ; SEM-IV: 23 ; SEM-V: 23 ; SEM-VI: 23 ; SEM-VII: 21											
MARKS: SEM-I:456/675; SEM-II:534/725; SEM-III:608/725; SEM-IV:646/750; SEM-V:640/725; SEM-VI:697/750; SEM-VII:588/700; TOTAL: 4746/5700 (83.26%)											

/- FEMALE, #- 0.229, @- 0.5042/0.5043, *- 0.5045, \$- Carried Forward Grade, -- Dyslexia, A/ABS- Absent, F- Fails, P- Passes

RR- Reserved, RLE- Reserve for Lower Examination, RPV- Provisional, RCC- 0.5050, ADC- Admission Cancelled

G:Grade, GP:Grade Point, C:Credits, ãC:Sum of Credit Points, ãCG:Sum of Product of Credits & Grades

SGPI:Semester Grade Performance Index = ãCG/ãC, CGPI:Cumulative Grade Performance Index

% Marks : 80 and Above 75-79.99 70-74.99 60-69.99 50-59.99 45-49.99 40-44.99 Less Than 40

Grade / Gr. Pt. : O / 10 A / 9 B / 8 C / 7 D / 6 E / 5 P / 4 F / 0

Dr. G. T. Thanpi
PRINCIPAL
Thadomal Shahani Engineering College
Bandra (W), Mumbai - 400 050.



SEAT_NO	NAME	<Course-I>	<Course-II>	<Course-III>	<Course-IV>	<Course-V>	<Course-VI>	<Course-VII>	TOTAL MARKS
		Th(80/32)	Th(80/32)	Th(80/32)	Th(80/32)	Tw(25/10)	Tw(25/10)	Tw(100/40)	OUT OF 650
		In(20/08)	In(20/08)	In(20/08)	In(20/08)	Pr/Or(25/10)	Pr/Or(25/10)	Pr/Or(50/20)	RESULT REMARK
		Total	Total	Total	Total	Total	Total	Total	SGPI
		C G GP C*G	C G GP C*G	C G GP C*G	C G GP C*G	C G GP C*G	C G GP C*G	C G GP C*G	ãC ãCG
01. BMC801	HOSPITAL MANAGEMENT								
16. ILO2029	ENVIRONMENTAL MANAGEMENT								
21. BMP801	MAJOR PROJECT II								
04. BMD08013	ARTIFICIAL INTELLIGENCE IN MEDICINE								
05. BMD08021	BIOMEDICAL MICROSYSTEMS								
17. BML801	HOSPITAL MANAGEMENT LAB								
20. BMDL8013	ARTIFICIAL INTELLIGENCE IN MEDICINE LAB								
6028289 /RAWNANG NIDHI NARESH NEHA									
		60	71	62	68	22	23	96	
		20	19	18	18	22	22	48	P
		80	90	80	86	44	45	144	569
		3 0 10	30 3 0 10	30 3 0 10	30 3 0 10	30 1 0 10	10 1 0 10	6 0 10 60	20 200 10.00
SGPI: SEM-I: 6.69 ; SEM-II: 7.65 ; SEM-III: 8.88 ; SEM-IV: 9.78 ; SEM-V: 9.43 ; SEM-VI:10.00 ; SEM-VII: 9.86 ; CGPI: 9.10									
CREDITS: SEM-I: 18 ; SEM-II: 20 ; SEM-III: 24 ; SEM-IV: 23 ; SEM-V: 23 ; SEM-VI: 23 ; SEM-VII: 21									
MARKS: SEM-I:416/675; SEM-II:500/725; SEM-III:565/725; SEM-IV:623/750; SEM-V:610/725; SEM-VI:678/750; SEM-VII:615/700; TOTAL: 4576/5700 (80.28%)									
/- FEMALE, #- 0.229, @- 0.5042/0.5043, *- 0.5045, \$- Carried Forward Grade, ~- Dyslexia, A/ABS- Absent, F- Fails, P- Passes									
RR- Reserved, RLE- Reserve for Lower Examination, RPV- Provisional, RCC- 0.5050, ADC- Admission Cancelled									
G:Grade, GP:Grade Point, C:Credits, ãC:Sum of Credit Points, ãCG:Sum of Product of Credits & Grades									
SGPI:Semester Grade Performance Index = ãCG/ãC, CGPI:Cumulative Grade Performance Index									
% Marks : 80 and Above 75-79.99 70-74.99 60-69.99 50-59.99 45-49.99 40-44.99 Less Than 40									
Grade / Gr. Pt. : O / 10 A / 9 B / 8 C / 7 D / 6 E / 5 P / 4 F / 0									

Dr. G. T. Thanpi
PRINCIPAL
Thadomal Shahani Engineering College
Bandra (W), Mumbai - 400 050.



Result of Chemical Engineering Department



Dr. G. T. Thampi
PRINCIPAL
Thadomal Shahani Engineering College
Bandra (W), Mumbai - 400 050.



SEAT_NO	NAME	<Course-I>	<Course-II>	<Course-III>	<Course-IV>	<Course-V>	<Course-VI>	<Course-VII>	RESULT	REMARK	TOTAL MARKS			
		Th(80/32)	Th(80/32)	Th(80/32)	Th(80/32)	Tw(25/10)	Tw(25/10)	Tw(50/20)			OUT OF 650			
		In(20/08)	In(20/08)	In(20/08)	In(20/08)	Pr/Or(25/10)	Pr/Or(25/10)	Pr/Or(100/40)						
		Total	Total	Total	Total	Total	Total	Total						
		C G GP C*G	C G GP C*G	C G GP C*G	C G GP C*G	C G GP C*G	C G GP C*G	C G GP C*G	C	CG	SGPI			
01.	CHC801	MODELLING SIMULATION AND OPTIMIZATION					02.	CHDO8051	ENERGY SYSTEM DESIGN		05.	CHDO8061	FUEL CELL ELECTROCHEMICAL ENGINEERING	
10.	ILO8022	FINANCE MANAGEMENT					18.	CHL801	MODELLING SIMULATION & OPTIMIZATION LAB		19.	CHL802	SOFTWARE APPLICATION IN CHEMICAL ENGINEERING LAB	
20.	CHP801	MAJOR PROJECT II												
6023259	RAJAN SHARANG LAKSHMINARAYANAN SUSHMA													
		62	43	58	62	18	18	47						
		13	15	17	19	18	18	86	P		494			
		75	58	75	81	36	36	133						
		3 A 9 27 3 D 6 18 3 A 9 27 3 O 10 30 2 B 8 16 2 B 8 16 6 O 10 60									22 194 8.82			
		SGPI: SEM-I: 7.75 ; SEM-II: 9.10 ; SEM-III: 9.96 ; SEM-IV: 9.90 ; SEM-V: 9.11 ; SEM-VI: 8.82 ; SEM-VII: 7.86 ; CGPI: 8.96												
		CREDITS: SEM-I: 18 ; SEM-II: 20 ; SEM-III: 24 ; SEM-IV: 23 ; SEM-V: 23 ; SEM-VI: 23 ; SEM-VII: 22												
		MARKS: SEM-I:476/675; SEM-II:579/725; SEM-III:668/775; SEM-IV:705/775; SEM-V:609/750; SEM-VI:601/775; SEM-VII:479/700; TOTAL: 4611/5825 (79.16%)												
6023260	BHINGARDE RISHABH YOGESH SHAMLEE													
		60	54	62	58	20	20	47						
		11	10	13	18	22	20	88	P	RLE	503			
		71	64	75	76	42	40	135						
		3 B 8 24 3 C 7 21 3 A 9 27 3 A 9 27 2 O 10 20 2 O 10 20 6 O 10 60									22 199 9.05			
		SGPI: SEM-I: 7.00 ; SEM-II: 8.50 ; SEM-III: 9.60 ; SEM-IV: 9.54 ; SEM-V: 9.48 ; SEM-VI: 8.46 ; SEM-VII: -- ; CGPI: --												
		CREDITS: SEM-I: 18 ; SEM-II: 20 ; SEM-III: 24 ; SEM-IV: 23 ; SEM-V: 23 ; SEM-VI: 23 ; SEM-VII: --												
		MARKS: SEM-I:450/675; SEM-II:547/725; SEM-III:663/775; SEM-IV:672/775; SEM-V:629/750; SEM-VI:584/775; SEM-VII:-- ; TOTAL: --												
6023261	KANJLOOR SIDHARTH JAYAPRAKASHAN VIJAYALAKSHMY													
		63	56	57	66	24	22	49						
		19	15	17	18	23	22	88	P		539			
		82	71	74	84	47	44	137						
		3 O 10 30 3 B 8 24 3 B 8 24 3 O 10 30 2 O 10 20 2 O 10 20 6 O 10 60									22 208 9.45			
		SGPI: SEM-I: 8.50 ; SEM-II: 9.68 ; SEM-III: 9.81 ; SEM-IV: 9.74 ; SEM-V: 9.54 ; SEM-VI: 9.57 ; SEM-VII: 8.70 ; CGPI: 9.40												
		CREDITS: SEM-I: 18 ; SEM-II: 20 ; SEM-III: 24 ; SEM-IV: 23 ; SEM-V: 23 ; SEM-VI: 23 ; SEM-VII: 22												
		MARKS: SEM-I:530/675; SEM-II:609/725; SEM-III:680/775; SEM-IV:685/775; SEM-V:629/750; SEM-VI:641/775; SEM-VII:529/700; TOTAL: 4842/5825 (83.12%)												
/- FEMALE, #- 0.229, @- 0.5042/0.5043, *- 0.5045, \$- Carried Forward Grade, ~- Dyslexia, A/ABS- Absent, F- Fails, P- Passes RR- Reserved, RLE- Reserve for Lower Examination, RPV- Provisional, RCC- 0.5050, ADC- Admission Cancelled G:Grade, GP:Grade Point, C:Credits, C:Sum of Credit Points, CG:Sum of Product of Credits & Grades SGPI:Semester Grade Performance Index = CG/ C, CGPI:Cumulative Grade Performance Index % Marks : 80 and Above 75-79.99 70-74.99 60-69.99 50-59.99 45-49.99 40-44.99 Less Than 40 Grade / Gr. Pt. : O / 10 A / 9 B / 8 C / 7 D / 6 E / 5 P / 4 F / 0														

Dr. G. T. Thanpi
PRINCIPAL
Thadomal Shahani Engineering College
Bandra (W), Mumbai - 400 050.



SEAT_NO	NAME	<Course-I>	<Course-II>	<Course-III>	<Course-IV>	<Course-V>	<Course-VI>	<Course-VII>	RESULT	REMARK	TOTAL MARKS
Th(80/32)	Th(80/32)	Th(80/32)	Th(80/32)	Tw(25/10)	Tw(25/10)	Tw(50/20)					OUT OF 650
In(20/08)	In(20/08)	In(20/08)	In(20/08)	Pr/Or(25/10)	Pr/Or(25/10)	Pr/Or(100/40)					
Total	Total	Total	Total	Total	Total	Total					
C G GP C*G	C G GP C*G	C G GP C*G	C G GP C*G	C G GP C*G	C G GP C*G	C G GP C*G	C G GP C*G	C G GP C*G	C	CG	SGPI
01. CHC801	MODELLING SIMULATION AND OPTIMIZATION			02. CHDO8051	ENERGY SYSTEM DESIGN			05. CHDO8061	FUEL CELL ELECTROCHEMICAL ENGINEERING		
17. ILO8029	ENVIRONMENTAL MANAGEMENT			18. CHL801	MODELLING SIMULATION & OPTIMIZATION LAB			19. CHL802	SOFTWARE APPLICATION IN CHEMICAL ENGINEERING LAB		
20. CHP801	MAJOR PROJECT II										

6023262 /RAO RITIKA RAJARAM SAHANA

24F	42E	43E	53E	19E	18E	44E					
13E	9E	13E	16E	18E	18E	64E	F				394
--	51	56	69	37	36	108					
-- --	3 D 6 18	3 D 6 18	3 C 7 21	2 B 8 16	2 B 8 16	6 B 8 48	19	137	--		

SGPI: SEM-I: 7.11 ; SEM-II: 8.83 ; SEM-III: 7.42 ; SEM-IV: 7.46 ; SEM-V: 6.78 ; SEM-VI: 6.52 ; SEM-VII: -- ; CGPI: --
 CREDITS: SEM-I: 18 ; SEM-II: 20 ; SEM-III: 24 ; SEM-IV: 23 ; SEM-V: 23 ; SEM-VI: 23 ; SEM-VII: --
 MARKS: SEM-I:446/675; SEM-II:555/725; SEM-III:508/775; SEM-IV:519/775; SEM-V:460/750; SEM-VI:457/775; SEM-VII:-- ; TOTAL: --

6023263 SINGH UPENDRA SANTOSH KUMAR SUNITA

59E	53E	45E	A	18E	19E	44E					
16E	8E	16E	16E	19E	19E	76E	F				408
75	61	61	--	37	38	120					
3 A 9 27	3 C 7 21	3 C 7 21	-- --	2 B 8 16	2 A 9 18	6 O 10 60	19	163	--		

(DIPLOMA STUDENT) SGPI: SEM-III:10.00 ; SEM-IV: 9.74 ; SEM-V: 9.07 ; SEM-VI: 7.63 ; SEM-VII: 7.93 ; CGPI: --
 CREDITS: SEM-III: 24 ; SEM-IV: 23 ; SEM-V: 23 ; SEM-VI: 23 ; SEM-VII: 22
 MARKS: SEM-III:669/775; SEM-IV:672/775; SEM-V:606/750; SEM-VI:515/775; SEM-VII:475/700; TOTAL: --

6023264 /BHARDWAJ SRISHTI SANJAY NIMMI

59	54	55	60	22	19	46					
18	14	18	17	20	19	85	P				506
77	68	73	77	42	38	131					
3 A 9 27	3 C 7 21	3 B 8 24	3 A 9 27	2 O 10 20	2 A 9 18	6 O 10 60	22	197	8.95		

SGPI: SEM-I: 8.22 ; SEM-II: 9.30 ; SEM-III: 9.06 ; SEM-IV: 9.87 ; SEM-V: 9.67 ; SEM-VI: 8.89 ; SEM-VII: 7.95 ; CGPI: 9.01
 CREDITS: SEM-I: 18 ; SEM-II: 20 ; SEM-III: 24 ; SEM-IV: 23 ; SEM-V: 23 ; SEM-VI: 23 ; SEM-VII: 22
 MARKS: SEM-I:518/675; SEM-II:592/725; SEM-III:622/775; SEM-IV:707/775; SEM-V:626/750; SEM-VI:597/775; SEM-VII:486/700; TOTAL: 4654/5825 (79.90%)

/- FEMALE, #- 0.229, @- 0.5042/0.5043, *- 0.5045, \$- Carried Forward Grade, ~- Dyslexia, A/ABS- Absent, F- Fails, P- Passes


RR- Reserved, RLE- Reserve for Lower Examination, RPV- Provisional, RCC- 0.5050, ADC- Admission Cancelled

G:Grade, GP:Grade Point, C:Credits, C:Sum of Credit Points, CG:Sum of Product of Credits & Grades


SGPI:Semester Grade Performance Index = CG/ C, CGPI:Cumulative Grade Performance Index

% Marks : 80 and Above 75-79.99 70-74.99 60-69.99 50-59.99 45-49.99 40-44.99 Less Than 40

Grade / Gr. Pt. : O / 10 A / 9 B / 8 C / 7 D / 6 E / 5 P / 4 F / 0


 Dr. G. T. Thampi
 PRINCIPAL
 Thadomal Shahani Engineering College
 Bandra (W), Mumbai - 400 050.




 Dr. G. T. Thampi
 PRINCIPAL
 Thadomal Shahani Engineering College
 Bandra (W), Mumbai - 400 050.



SEAT_NO	NAME	<Course-I>	<Course-II>	<Course-III>	<Course-IV>	<Course-V>	<Course-VI>	<Course-VII>	RESULT	REMARK	TOTAL MARKS
Th(80/32)	Th(80/32)	Th(80/32)	Th(80/32)	Tw(25/10)	Tw(25/10)	Tw(50/20)	In(20/08)	In(20/08)	Pr/Or(100/40)	OUT OF 650	
In(20/08)	In(20/08)	In(20/08)	In(20/08)	Pr/Or(25/10)	Pr/Or(25/10)	Pr/Or(100/40)	Total	Total	Total	Total	
C	G	GP	C*G	C	G	GP	C*G	C	G	GP	C*G
01. CHC801	MODELLING SIMULATION AND OPTIMIZATION	02. CHDO8051	ENERGY SYSTEM DESIGN	05. CHDO8061	FUEL CELL ELECTROCHEMICAL ENGINEERING						
17. ILO8029	ENVIRONMENTAL MANAGEMENT	18. CHL801	MODELLING SIMULATION & OPTIMIZATION LAB	19. CHL802	SOFTWARE APPLICATION IN CHEMICAL ENGINEERING LAB						
20. CHP801	MAJOR PROJECT II										
6023265	CHALKE NAMIT PRAKASH DIPALI										
50	40	43	40	22	19	45					
15	12	16	17	21	19	76	P			435	
65	52	59	57	43	38	121					
3 C 7 21 3 D 6 18 3 D 6 18 3 D 6 18 3 D 6 18 2 O 10 20 2 A 9 18 6 O 10 60							22	173	7.86		
(DIPLOMA STUDENT)		SGPI: SEM-III: 9.69 ; SEM-IV: 9.87 ; SEM-V: 9.46 ; SEM-VI: 7.37 ; SEM-VII: 7.61 ;		CGPI: 8.66							
		CREDITS: SEM-III: 24 ; SEM-IV: 23 ; SEM-V: 23 ; SEM-VI: 23 ; SEM-VII: 22									
		MARKS: SEM-III:654/775; SEM-IV:691/775; SEM-V:622/750; SEM-VI:512/775; SEM-VII:478/700; TOTAL: 3392/4425 (76.66%)									
6023266	MORE GAURANG ANIL MEGHA										
39	47	44	61	20	18	42					
15	9	16	15	21	18	64	P			429	
54	56	60	76	41	36	106					
3 D 6 18 3 D 6 18 3 C 7 21 3 A 9 27 2 O 10 20 2 B 8 16 6 B 8 48							22	168	7.64		
(DIPLOMA STUDENT)		SGPI: SEM-III: 9.85 ; SEM-IV: 9.67 ; SEM-V: 9.26 ; SEM-VI: 7.04 ; SEM-VII: 6.82 ;		CGPI: 8.41							
		CREDITS: SEM-III: 24 ; SEM-IV: 23 ; SEM-V: 23 ; SEM-VI: 23 ; SEM-VII: 22									
		MARKS: SEM-III:653/775; SEM-IV:661/775; SEM-V:610/750; SEM-VI:488/775; SEM-VII:431/700; TOTAL: 3272/4425 (73.94%)									
6023267	NAGRALE UTKARSH SATISH SAVITA										
43	56	51	67	20	21	46					
18	9	17	17	21	21	86	P			493	
61	65	68	84	41	42	132					
3 C 7 21 3 C 7 21 3 C 7 21 3 O 10 30 2 O 10 20 2 O 10 20 6 O 10 60							22	193	8.77		
(DIPLOMA STUDENT)		SGPI: SEM-III: 9.67 ; SEM-IV: 9.74 ; SEM-V: 9.54 ; SEM-VI: 8.57 ; SEM-VII: 8.09 ;		CGPI: 9.08							
		CREDITS: SEM-III: 24 ; SEM-IV: 23 ; SEM-V: 23 ; SEM-VI: 23 ; SEM-VII: 22									
		MARKS: SEM-III:651/775; SEM-IV:677/775; SEM-V:617/750; SEM-VI:587/775; SEM-VII:495/700; TOTAL: 3520/4425 (79.55%)									
/- FEMALE, #- 0.229, @- 0.5042/0.5043, *- 0.5045, \$- Carried Forward Grade, ~- Dyslexia, A/ABS- Absent, F- Fails, P- Passes											
RR- Reserved, RLE- Reserve for Lower Examination, RPV- Provisional, RCC- 0.5050, ADC- Admission Cancelled											
G:Grade, GP:Grade Point, C:Credits, C:Sum of Credit Points, CG:Sum of Product of Credits & Grades											
SGPI:Semester Grade Performance Index = CG/ C, CGPI:Cumulative Grade Performance Index											
% Marks : 80 and Above 75-79.99 70-74.99 60-69.99 50-59.99 45-49.99 40-44.99 Less Than 40											
Grade / Gr. Pt. : O / 10 A / 9 B / 8 C / 7 D / 6 E / 5 P / 4 F / 0											

Dr. G. T. Thanpi
PRINCIPAL
Thadomal Shahani Engineering College
Bandra (W), Mumbai - 400 050.



SEAT_NO	NAME	<Course-I>	<Course-II>	<Course-III>	<Course-IV>	<Course-V>	<Course-VI>	<Course-VII>	RESULT	REMARK	TOTAL MARKS		
		Th(80/32)	Th(80/32)	Th(80/32)	Th(80/32)	Tw(25/10)	Tw(25/10)	Tw(50/20)			OUT OF 650		
		In(20/08)	In(20/08)	In(20/08)	In(20/08)	Pr/Or(25/10)	Pr/Or(25/10)	Pr/Or(100/40)					
		Total	Total	Total	Total	Total	Total	Total					
		C G GP C*G	C G GP C*G	C G GP C*G	C G GP C*G	C G GP C*G	C G GP C*G	C G GP C*G	C	CG	SGPI		
01.	CHC801	MODELLING SIMULATION AND OPTIMIZATION				02.	CHDO8051	ENERGY SYSTEM DESIGN		05.	CHDO8061	FUEL CELL ELECTROCHEMICAL ENGINEERING	
17.	ILO8029	ENVIRONMENTAL MANAGEMENT				18.	CHL801	MODELLING SIMULATION & OPTIMIZATION LAB		19.	CHL802	SOFTWARE APPLICATION IN CHEMICAL ENGINEERING LAB	
20.	CHP801	MAJOR PROJECT II											

6023268 /PARAB RIYA SUNIL SUNITA

51	48	44	58	19	18	42					
17	11	18	16	22	18	68	P				450
68	59	62	74	41	36	110					
3 C 7 21 3 D 6 18 3 C 7 21 3 B 8 24 2 O 10 20 2 B 8 16 6 B 8 48											22 168 7.64

(DIPLOMA STUDENT)

SGPI: SEM-III: 9.69 ; SEM-IV: 9.67 ; SEM-V: 9.33 ; SEM-VI: 7.46 ; SEM-VII: 7.82 ; CGPI: 8.62
 CREDITS: SEM-III: 24 ; SEM-IV: 23 ; SEM-V: 23 ; SEM-VI: 23 ; SEM-VII: 22
 MARKS: SEM-III:637/775; SEM-IV:690/775; SEM-V:608/750; SEM-VI:512/775; SEM-VII:484/700; TOTAL: 3381/4425 (76.41%)

6023269 RANE TIRTHRAJ GOPINATH TRUPTI

46	33	47	41	19	18	45					
13	9	14	15	20	18	90	P	RLE			428
59	42	61	56	39	36	135					
3 D 6 18 3 P 4 12 3 C 7 21 3 D 6 18 2 A 9 18 2 B 8 16 6 O 10 60											22 163 7.41

(DIPLOMA STUDENT)

SGPI: SEM-III: 9.67 ; SEM-IV: 9.67 ; SEM-V: 8.59 ; SEM-VI: 6.15 ; SEM-VII: -- ; CGPI: --
 CREDITS: SEM-III: 24 ; SEM-IV: 23 ; SEM-V: 23 ; SEM-VI: 23 ; SEM-VII: --
 MARKS: SEM-III:636/775; SEM-IV:658/775; SEM-V:583/750; SEM-VI:440/775; SEM-VII:-- ; TOTAL: --

6023270 SHAIKH FASIH M.SALIM SHABNAM

66	53	46	50	21	19	44					
16	14	17	15	19	19	80	P				479
82	67	63	65	40	38	124					
3 O 10 30 3 C 7 21 3 C 7 21 3 C 7 21 2 O 10 20 2 A 9 18 6 O 10 60											22 191 8.68

(DIPLOMA STUDENT)

SGPI: SEM-III: 9.81 ; SEM-IV: 9.61 ; SEM-V: 9.33 ; SEM-VI: 9.52 ; SEM-VII: 9.18 ; CGPI: 9.36
 CREDITS: SEM-III: 24 ; SEM-IV: 23 ; SEM-V: 23 ; SEM-VI: 23 ; SEM-VII: 22
 MARKS: SEM-III:661/775; SEM-IV:653/775; SEM-V:600/750; SEM-VI:623/775; SEM-VII:548/700; TOTAL: 3564/4425 (80.54%)

/- FEMALE, #- 0.229, @- 0.5042/0.5043, *- 0.5045, \$- Carried Forward Grade, ~- Dyslexia, A/ABS- Absent, F- Fails, P- Passes


RR- Reserved, RLE- Reserve for Lower Examination, RPV- Provisional, RCC- 0.5050, ADC- Admission Cancelled

G:Grade, GP:Grade Point, C:Credits, C:Sum of Credit Points, CG:Sum of Product of Credits & Grades


SGPI:Semester Grade Performance Index = CG/ C, CGPI:Cumulative Grade Performance Index

% Marks : 80 and Above 75-79.99 70-74.99 60-69.99 50-59.99 45-49.99 40-44.99 Less Than 40

Grade / Gr. Pt. : O / 10 A / 9 B / 8 C / 7 D / 6 E / 5 P / 4 F / 0


 Dr. G. T. Thanpi
 PRINCIPAL
 Thadomal Shahani Engineering College
 Bandra (W), Mumbai - 400 050.




 Dr. G. T. Thanpi
 PRINCIPAL
 Thadomal Shahani Engineering College
 Bandra (W), Mumbai - 400 050.



SEAT_NO	NAME	<Course-I>	<Course-II>	<Course-III>	<Course-IV>	<Course-V>	<Course-VI>	<Course-VII>	RESULT	REMARK	TOTAL MARKS
Th(80/32)	Th(80/32)	Th(80/32)	Th(80/32)	Tw(25/10)	Tw(25/10)	Tw(50/20)					OUT OF 650
In(20/08)	In(20/08)	In(20/08)	In(20/08)	Pr/Or(25/10)	Pr/Or(25/10)	Pr/Or(100/40)					
Total	Total	Total	Total	Total	Total	Total					
C G GP C*G	C G GP C*G	C G GP C*G	C G GP C*G	C G GP C*G	C G GP C*G	C G GP C*G	C G GP C*G	C G GP C*G	C	CG	SGPI
01. CHC801	MODELLING SIMULATION AND OPTIMIZATION										
17. ILO8029	ENVIRONMENTAL MANAGEMENT										
20. CHP801	MAJOR PROJECT II										
02. CHDO8051	ENERGY SYSTEM DESIGN										
18. CHL801	MODELLING SIMULATION & OPTIMIZATION LAB										
05. CHDO8061	FUEL CELL ELECTROCHEMICAL ENGINEERING										
19. CHL802	SOFTWARE APPLICATION IN CHEMICAL ENGINEERING LAB										

6023271 SHAIKH MOHSIN MOIN SHAISTA

46	54	39	48	23	18	40					
17	14	17	16	22	19	60			P		433
63	68	56	64	45	37	100					
3 C 7 21 3 C 7 21 3 D 6 18 3 C 7 21 2 O 10 20 2 B 8 16 6 C 7 42										22 159 7.23	

(DIPLOMA STUDENT)

SGPI: SEM-III:10.00 ; SEM-IV: 9.80 ; SEM-V: 9.26 ; SEM-VI: 8.04 ; SEM-VII: 7.25 ; CGPI: 8.63
 CREDITS: SEM-III: 24 ; SEM-IV: 23 ; SEM-V: 23 ; SEM-VI: 23 ; SEM-VII: 22
 MARKS: SEM-III:646/775; SEM-IV:681/775; SEM-V:609/750; SEM-VI:544/775; SEM-VII:463/700; TOTAL: 3376/4425 (76.29%)

01. CHC801	MODELLING SIMULATION AND OPTIMIZATION										
10. ILO8022	FINANCE MANAGEMENT										
20. CHP801	MAJOR PROJECT II										
02. CHDO8051	ENERGY SYSTEM DESIGN										
18. CHL801	MODELLING SIMULATION & OPTIMIZATION LAB										
06. CHDO8062	BIOTECHNOLOGY										
19. CHL802	SOFTWARE APPLICATION IN CHEMICAL ENGINEERING LAB										

6023272 / ISHIKA SHYAMKISHORE PREETI

60	64	61	57	17	20	46					
15	12	16	18	20	20	84			P		510
75	76	77	75	37	40	130					
3 A 9 27 3 A 9 27 3 A 9 27 3 A 9 27 2 B 8 16 2 O 10 20 6 O 10 60										22 204 9.27	

SGPI: SEM-I: 7.25 ; SEM-II: 8.93 ; SEM-III: 9.73 ; SEM-IV: 9.97 ; SEM-V: 9.57 ; SEM-VI: 8.69 ; SEM-VII: 7.98 ; CGPI: 8.98
 CREDITS: SEM-I: 18 ; SEM-II: 20 ; SEM-III: 24 ; SEM-IV: 23 ; SEM-V: 23 ; SEM-VI: 23 ; SEM-VII: 22
 MARKS: SEM-I:457/675; SEM-II:580/725; SEM-III:665/775; SEM-IV:687/775; SEM-V:621/750; SEM-VI:595/775; SEM-VII:485/700; TOTAL: 4600/5825 (78.97%)

6023273 FERREIRA JOYSTAN STANISLAUS JACQUELINE

57	55	55	70	20	19	46					
18	10	16	15	21	19	83			P		504
75	65	71	85	41	38	129					
3 A 9 27 3 C 7 21 3 B 8 24 3 O 10 30 2 O 10 20 2 A 9 18 6 O 10 60										22 200 9.09	

SGPI: SEM-I: 7.00 ; SEM-II: 7.60 ; SEM-III: 9.50 ; SEM-IV: 9.48 ; SEM-V: 8.93 ; SEM-VI: 8.80 ; SEM-VII: 8.61 ; CGPI: 8.69
 CREDITS: SEM-I: 18 ; SEM-II: 20 ; SEM-III: 24 ; SEM-IV: 23 ; SEM-V: 23 ; SEM-VI: 23 ; SEM-VII: 22
 MARKS: SEM-I:440/675; SEM-II:503/725; SEM-III:673/775; SEM-IV:666/775; SEM-V:605/750; SEM-VI:591/775; SEM-VII:517/700; TOTAL: 4499/5825 (77.24%)

/- FEMALE, #- 0.229, @- 0.5042/0.5043, *- 0.5045, \$- Carried Forward Grade, -- Dyslexia, A/ABS- Absent, F- Fails, P- Passes

RR- Reserved, RLE- Reserve for Lower Examination, RPV- Provisional, RCC- 0.5050, ADC- Admission Cancelled

G:Grade, GP:Grade Point, C:Credits, C:Sum of Credit Points, CG:Sum of Product of Credits & Grades

SGPI:Semester Grade Performance Index = CG/ C, CGPI:Cumulative Grade Performance Index

% Marks : 80 and Above 75-79.99 70-74.99 60-69.99 50-59.99 45-49.99 40-44.99 Less Than 40

Grade / Gr. Pt. : O / 10 A / 9 B / 8 C / 7 D / 6 E / 5 P / 4 F / 0

Dr. G. T. Thanpi
 PRINCIPAL
 Thadomal Shahani Engineering College
 Bandra (W), Mumbai - 400 050.



SEAT_NO	NAME	<Course-I>	<Course-II>	<Course-III>	<Course-IV>	<Course-V>	<Course-VI>	<Course-VII>	RESULT	REMARK	TOTAL MARKS
Th(80/32)	Th(80/32)	Th(80/32)	Th(80/32)	Tw(25/10)	Tw(25/10)	Tw(50/20)					OUT OF 650
In(20/08)	In(20/08)	In(20/08)	In(20/08)	Pr/Or(25/10)	Pr/Or(25/10)	Pr/Or(100/40)					
Total	Total	Total	Total	Total	Total	Total					
C G GP C*G	C G GP C*G	C G GP C*G	C G GP C*G	C G GP C*G	C G GP C*G	C G GP C*G	C G GP C*G	C G GP C*G	C	CG	SGPI
01. CHC801	MODELLING SIMULATION AND OPTIMIZATION			02. CHDO8051	ENERGY SYSTEM DESIGN			06. CHDO8062	BIOTECHNOLOGY		
10. ILO8022	FINANCE MANAGEMENT			18. CHL801	MODELLING SIMULATION & OPTIMIZATION LAB			19. CHL802	SOFTWARE APPLICATION IN CHEMICAL ENGINEERING LAB		
20. CHP801	MAJOR PROJECT II										
6023277	KAMATH NISCHITH NARAYANA SHAMIKA										
51	49	58	56	19	16	28					
16	8	12	16	20	16	53		P			418
67	57	70	72	39	32	81					
3 C 7 21 3 D 6 18 3 B 8 24 3 B 8 24 2 A 9 18 2 C 7 14 6 D 6 36									22	155	7.05
SGPI: SEM-I: 5.89 ; SEM-II: 6.10 ; SEM-III: 9.75 ; SEM-IV: 9.61 ; SEM-V: 8.96 ; SEM-VI: 7.26 ; SEM-VII: 6.70 ;											CGPI: 7.76
CREDITS: SEM-I: 18 ; SEM-II: 20 ; SEM-III: 24 ; SEM-IV: 23 ; SEM-V: 23 ; SEM-VI: 23 ; SEM-VII: 22											
MARKS: SEM-I:383/675; SEM-II:411/725; SEM-III:675/775; SEM-IV:663/775; SEM-V:599/750; SEM-VI:515/775; SEM-VII:422/700; TOTAL: 4086/5825 (70.15%)											
6023278	KARANJIKAR JASH SALIL MANISHA										
43	57	53	56	15	20	28					
13	9	14	16	18	18	53		P	RLE		413
56	66	67	72	33	38	81					
3 D 6 18 3 C 7 21 3 C 7 21 3 B 8 24 2 C 7 14 2 A 9 18 6 D 6 36									22	152	6.91
SGPI: SEM-I: 6.64 ; SEM-II: 7.03 ; SEM-III: 9.69 ; SEM-IV: 9.61 ; SEM-V: 8.93 ; SEM-VI: 7.89 ; SEM-VII: -- ;											CGPI: --
CREDITS: SEM-I: 18 ; SEM-II: 20 ; SEM-III: 24 ; SEM-IV: 23 ; SEM-V: 23 ; SEM-VI: 23 ; SEM-VII: --											
MARKS: SEM-I:411/675; SEM-II:449/725; SEM-III:659/775; SEM-IV:660/775; SEM-V:589/750; SEM-VI:554/775; SEM-VII:-- ; TOTAL: --											
6023279	KHAN ASHAD EMROZ HEENA										
53	61	49	61	15	18	30					
14	8	14	15	17	18	56		P			429
67	69	63	76	32	36	86					
3 C 7 21 3 C 7 21 3 C 7 21 3 A 9 27 2 C 7 14 2 B 8 16 6 D 6 36									22	156	7.09
SGPI: SEM-I: 7.19 ; SEM-II: 6.95 ; SEM-III: 8.88 ; SEM-IV: 9.52 ; SEM-V: 9.07 ; SEM-VI: 7.74 ; SEM-VII: 7.41 ;											CGPI: 8.04
CREDITS: SEM-I: 18 ; SEM-II: 20 ; SEM-III: 24 ; SEM-IV: 23 ; SEM-V: 23 ; SEM-VI: 23 ; SEM-VII: 22											
MARKS: SEM-I:446/675; SEM-II:450/725; SEM-III:609/775; SEM-IV:661/775; SEM-V:596/750; SEM-VI:545/775; SEM-VII:450/700; TOTAL: 4186/5825 (71.86%)											
/- FEMALE, #- 0.229, @- 0.5042/0.5043, *- 0.5045, \$- Carried Forward Grade, ~- Dyslexia, A/ABS- Absent, F- Fails, P- Passes RR- Reserved, RLE- Reserve for Lower Examination, RPV- Provisional, RCC- 0.5050, ADC- Admission Cancelled G:Grade, GP:Grade Point, C:Credits, C:Sum of Credit Points, CG:Sum of Product of Credits & Grades SGPI:Semester Grade Performance Index = CG/ C, CGPI:Cumulative Grade Performance Index % Marks : 80 and Above 75-79.99 70-74.99 60-69.99 50-59.99 45-49.99 40-44.99 Less Than 40 Grade / Gr. Pt. : O / 10 A / 9 B / 8 C / 7 D / 6 E / 5 P / 4 F / 0											

Dr. G. T. Thanpi
PRINCIPAL
Thadomal Shahani Engineering College
Bandra (W), Mumbai - 400 050.



SEAT_NO	NAME	<Course-I>	<Course-II>	<Course-III>	<Course-IV>	<Course-V>	<Course-VI>	<Course-VII>	RESULT	REMARK	TOTAL MARKS	
Th(80/32)	Th(80/32)	Th(80/32)	Th(80/32)	Tw(25/10)	Tw(25/10)	Tw(50/20)	In(20/08)	In(20/08)	Pr/Or(25/10)	Pr/Or(25/10)	Pr/Or(100/40)	OUT OF 650
Total	Total	Total	Total	Total	Total	Total	Total	Total	Total	Total	Total	
C G GP C*G	C G GP C*G	C G GP C*G	C G GP C*G	C G GP C*G	C G GP C*G	C G GP C*G	C G GP C*G	C G GP C*G	C	CG	SGPI	
01. CHC801	MODELLING SIMULATION AND OPTIMIZATION											
10. ILO8022	FINANCE MANAGEMENT											
20. CHP801	MAJOR PROJECT II											
02. CHDO8051	ENERGY SYSTEM DESIGN											
18. CHL801	MODELLING SIMULATION & OPTIMIZATION LAB											
06. CHDO8062	BIOTECHNOLOGY											
19. CHL802	SOFTWARE APPLICATION IN CHEMICAL ENGINEERING LAB											

6023283 /MUNGEKAR RASIKA RATNAKANT RENUKA												
35	54	46	50	17	19	46						
10	11	16	16	19	19	84			P	RLE	442	
45	65	62	66	36	38	130						
3 E 5	15 3 C 7 21	3 C 7 21	3 C 7 21	2 B 8 16	2 A 9 18	6 O 10 60			22	172	7.82	
SGPI: SEM-I: 6.75 ; SEM-II: 7.88 ; SEM-III: 9.15 ; SEM-IV: 9.54 ; SEM-V: 9.67 ; SEM-VI: 7.56 ; SEM-VII: -- ; CGPI: --												
CREDITS: SEM-I: 18 ; SEM-II: 20 ; SEM-III: 24 ; SEM-IV: 23 ; SEM-V: 23 ; SEM-VI: 23 ; SEM-VII: --												
MARKS: SEM-I:431/675; SEM-II:511/725; SEM-III:637/775; SEM-IV:652/775; SEM-V:626/750; SEM-VI:517/775; SEM-VII:-- ; TOTAL: --												

6023284 /NAMBIAR VAISHNAVI JAYADEVAN SANDHYA												
63	51	67	47	21	20	45						
18	19	17	20	20	23	87			P		518	
81	70	84	67	41	43	132						
3 O 10	30 3 B 8 24	3 O 10 30	3 C 7 21	2 O 10 20	2 O 10 20	6 O 10 60			22	205	9.32	
SGPI: SEM-I: 8.33 ; SEM-II: 9.90 ; SEM-III: 9.69 ; SEM-IV:10.00 ; SEM-V: 9.70 ; SEM-VI: 9.93 ; SEM-VII: 9.32 ; CGPI: 9.55												
CREDITS: SEM-I: 18 ; SEM-II: 20 ; SEM-III: 24 ; SEM-IV: 23 ; SEM-V: 23 ; SEM-VI: 23 ; SEM-VII: 22												
MARKS: SEM-I:506/675; SEM-II:621/725; SEM-III:680/775; SEM-IV:727/775; SEM-V:671/750; SEM-VI:667/775; SEM-VII:578/700; TOTAL: 4968/5825 (85.29%)												

6023285 PHATAK ESHAAN NITIN SUPRIYA												
47	40	32	38	18	19	47						
14	14	14	17	19	19	85			P	RLE	423	
61	54	46	55	37	38	132						
3 C 7	21 3 D 6 18	3 E 5 15	3 D 6 18	2 B 8 16	2 A 9 18	6 O 10 60			22	166	7.55	
SGPI: SEM-I: 6.86 ; SEM-II: 8.60 ; SEM-III: 9.67 ; SEM-IV: 9.80 ; SEM-V: 9.24 ; SEM-VI: 8.06 ; SEM-VII: -- ; CGPI: --												
CREDITS: SEM-I: 18 ; SEM-II: 20 ; SEM-III: 24 ; SEM-IV: 23 ; SEM-V: 23 ; SEM-VI: 23 ; SEM-VII: --												
MARKS: SEM-I:427/675; SEM-II:536/725; SEM-III:651/775; SEM-IV:687/775; SEM-V:605/750; SEM-VI:571/775; SEM-VII:-- ; TOTAL: --												

/- FEMALE, #- 0.229, @- 0.5042/0.5043, *- 0.5045, \$- Carried Forward Grade, -- Dyslexia, A/ABS- Absent, F- Fails, P- Passes												
RR- Reserved, RLE- Reserve for Lower Examination, RPV- Provisional, RCC- 0.5050, ADC- Admission Cancelled												
G:Grade, GP:Grade Point, C:Credits, C:Sum of Credit Points, CG:Sum of Product of Credits & Grades												
SGPI:Semester Grade Performance Index = CG/ C, CGPI:Cumulative Grade Performance Index												
% Marks : 80 and Above 75-79.99 70-74.99 60-69.99 50-59.99 45-49.99 40-44.99 Less Than 40												
Grade / Gr. Pt. : O / 10 A / 9 B / 8 C / 7 D / 6 E / 5 P / 4 F / 0												

Dr. G. T. Thanpi
PRINCIPAL
Thadomal Shahani Engineering College
Bandra (W), Mumbai - 400 050.



SEAT_NO	NAME	<Course-I>	<Course-II>	<Course-III>	<Course-IV>	<Course-V>	<Course-VI>	<Course-VII>	RESULT	REMARK	TOTAL MARKS	
		Th(80/32)	Th(80/32)	Th(80/32)	Th(80/32)	Tw(25/10)	Tw(25/10)	Tw(50/20)			OUT OF 650	
		In(20/08)	In(20/08)	In(20/08)	In(20/08)	Pr/Or(25/10)	Pr/Or(25/10)	Pr/Or(100/40)				
		Total	Total	Total	Total	Total	Total	Total				
		C G GP C*G	C G GP C*G	C G GP C*G	C G GP C*G	C G GP C*G	C G GP C*G	C G GP C*G	C	CG	SGPI	
01.	CHC801	MODELLING SIMULATION AND OPTIMIZATION					02.	CHDO8051	ENERGY SYSTEM DESIGN	06.	CHDO8062	BIOTECHNOLOGY
10.	IL08022	FINANCE MANAGEMENT					18.	CHL801	MODELLING SIMULATION & OPTIMIZATION LAB	19.	CHL802	SOFTWARE APPLICATION IN CHEMICAL ENGINEERING LAB
20.	CHP801	MAJOR PROJECT II										
6023286	SAWANT VIGNESH VINOD ARCHANA SAWANT											
		35	33	35	36	12	19	28				
		8	8	11	18	16	16	54	P	RLE	329	
		43	41	46	54	28	35	82				
		3 P 4	12 3 P 4	12 3 E 5 15	3 D 6 18 2 D 6 12	2 B 8 16	6 D 6 36	22 121	5.50			
		SGPI: SEM-I: 7.19 ; SEM-II: 7.18 ; SEM-III: 8.77 ; SEM-IV: 9.15 ; SEM-V: 8.76 ; SEM-VI: 6.02 ; SEM-VII: -- ; CGPI: --										
		CREDITS: SEM-I: 18 ; SEM-II: 20 ; SEM-III: 24 ; SEM-IV: 23 ; SEM-V: 23 ; SEM-VI: 23 ; SEM-VII: --										
		MARKS: SEM-I:438/675; SEM-II:462/725; SEM-III:597/775; SEM-IV:645/775; SEM-V:590/750; SEM-VI:442/775; SEM-VII:-- ; TOTAL: --										
6023287	SHAIKH MOHAMMED SAUD ISMAIL NOORJAHAN											
		62	62	56	56	24	22	48				
		16	15	12	17	24	23	94	P		531	
		78	77	68	73	48	45	142				
		3 A 9	27 3 A 9	27 3 C 7 21	3 B 8 24 2 O 10 20	2 O 10 20	6 O 10 60	22 199	9.05			
		SGPI: SEM-I: 9.17 ; SEM-II: 9.80 ; SEM-III: 9.75 ; SEM-IV: 9.35 ; SEM-V: 9.26 ; SEM-VI: 9.48 ; SEM-VII: 7.41 ; CGPI: 9.16										
		CREDITS: SEM-I: 18 ; SEM-II: 20 ; SEM-III: 24 ; SEM-IV: 23 ; SEM-V: 23 ; SEM-VI: 23 ; SEM-VII: 22										
		MARKS: SEM-I:536/675; SEM-II:635/725; SEM-III:671/775; SEM-IV:633/775; SEM-V:597/750; SEM-VI:625/775; SEM-VII:464/700; TOTAL: 4692/5825 (80.55%)										
6023288	TYAGI ABHINAV AKHIL KAVITA											
		58	45	46	44	21	20	48				
		17	13	16	19	20	17	90	P		474	
		75	58	62	63	41	37	138				
		3 A 9	27 3 D 6 18	3 C 7 21	3 C 7 21 2 O 10 20	2 B 8 16	6 O 10 60	22 183	8.32			
		SGPI: SEM-I: 6.83 ; SEM-II: 8.28 ; SEM-III: 9.92 ; SEM-IV: 9.61 ; SEM-V: 9.35 ; SEM-VI: 7.24 ; SEM-VII: 7.86 ; CGPI: 8.49										
		CREDITS: SEM-I: 18 ; SEM-II: 20 ; SEM-III: 24 ; SEM-IV: 23 ; SEM-V: 23 ; SEM-VI: 23 ; SEM-VII: 22										
		MARKS: SEM-I:434/675; SEM-II:527/725; SEM-III:664/775; SEM-IV:662/775; SEM-V:621/750; SEM-VI:501/775; SEM-VII:483/700; TOTAL: 4366/5825 (74.95%)										
/- FEMALE, #- 0.229, @- 0.5042/0.5043, *- 0.5045, \$- Carried Forward Grade, ~- Dyslexia, A/ABS- Absent, F- Fails, P- Passes RR- Reserved, RLE- Reserve for Lower Examination, RPV- Provisional, RCC- 0.5050, ADC- Admission Cancelled G:Grade, GP:Grade Point, C:Credits, C:Sum of Credit Points, CG:Sum of Product of Credits & Grades SGPI:Semester Grade Performance Index = CG/ C, CGPI:Cumulative Grade Performance Index % Marks : 80 and Above 75-79.99 70-74.99 60-69.99 50-59.99 45-49.99 40-44.99 Less Than 40 Grade / Gr. Pt. : O / 10 A / 9 B / 8 C / 7 D / 6 E / 5 P / 4 F / 0												

Dr. G. T. Thanpi
PRINCIPAL
Thadomal Shahani Engineering College
Bandra (W), Mumbai - 400 050.



Dr. G. T. Thanpi
PRINCIPAL
Thadomal Shahani Engineering College
Bandra (W), Mumbai - 400 050.



SEAT_NO	NAME	<Course-I>	<Course-II>	<Course-III>	<Course-IV>	<Course-V>	<Course-VI>	<Course-VII>	RESULT	REMARK	TOTAL MARKS		
Th(80/32)	Th(80/32)	Th(80/32)	Th(80/32)	Tw(25/10)	Tw(25/10)	Tw(50/20)	In(20/08)	In(20/08)	Pr/Or(25/10)	Pr/Or(25/10)	Pr/Or(100/40)	OUT OF 650	
Total	Total	Total	Total	Total	Total	Total	Total	Total	Total	Total	Total		
C G GP C*G	C G GP C*G	C G GP C*G	C G GP C*G	C G GP C*G	C G GP C*G	C G GP C*G	C G GP C*G	C G GP C*G	C	CG	SGPI		
01. CHC801	MODELLING SIMULATION AND OPTIMIZATION						02. CHDO8051	ENERGY SYSTEM DESIGN				06. CHDO8062	BIOTECHNOLOGY
17. ILO8029	ENVIRONMENTAL MANAGEMENT						18. CHL801	MODELLING SIMULATION & OPTIMIZATION LAB				19. CHL802	SOFTWARE APPLICATION IN CHEMICAL ENGINEERING LAB
20. CHP801	MAJOR PROJECT II												

6023292 SIDDIQUI SAEED AHMED AHMED ALI RASHIDA

67	48	51	59	22	19	45						
15	14	15	16	23	19	80	P				493	
82	62	66	75	45	38	125						
3 O 10	30 3 C 7 21	3 C 7 21	3 A 9 27	2 O 10 20	2 A 9 18	6 O 10 60					22 197	8.95

(DIPLOMA STUDENT)

SGPI: SEM-III: 9.92 ; SEM-IV: 9.74 ; SEM-V: 9.33 ; SEM-VI: 9.33 ; SEM-VII: 8.23 ; CGPI: 9.26
 CREDITS: SEM-III: 24 ; SEM-IV: 23 ; SEM-V: 23 ; SEM-VI: 23 ; SEM-VII: 22
 MARKS: SEM-III:675/775; SEM-IV:666/775; SEM-V:628/750; SEM-VI:632/775; SEM-VII:493/700; TOTAL: 3587/4425 (81.06%)

6023293 /CHAWLA AMANDEEP KUR RAVIDEEP SINGH SATENDER KUR

53	65	49	62	20	21	48						
18	16	18	18	21	21	96	P				526	
71	81	67	80	41	42	144						
3 B 8	24 3 O 10 30	3 C 7 21	3 O 10 30	2 O 10 20	2 O 10 20	6 O 10 60					22 205	9.32

SGPI: SEM-I: 7.69 ; SEM-II: 9.20 ; SEM-III: 9.81 ; SEM-IV: 9.90 ; SEM-V: 9.61 ; SEM-VI: 9.21 ; SEM-VII: 8.43 ; CGPI: 9.19
 CREDITS: SEM-I: 18 ; SEM-II: 20 ; SEM-III: 24 ; SEM-IV: 23 ; SEM-V: 23 ; SEM-VI: 23 ; SEM-VII: 22
 MARKS: SEM-I:489/675; SEM-II:588/725; SEM-III:669/775; SEM-IV:695/775; SEM-V:629/750; SEM-VI:620/775; SEM-VII:522/700; TOTAL: 4738/5825 (81.34%)

6023294 DESHPANDE AMOGH VINAY VAISHALI

66	65	66	65	22	24	48						
18	17	17	17	22	23	96	P				566	
84	82	83	82	44	47	144						
3 O 10	30 3 O 10 30	3 O 10 30	3 O 10 30	2 O 10 20	2 O 10 20	6 O 10 60					22 220	10.00

SGPI: SEM-I: 8.72 ; SEM-II: 9.80 ; SEM-III:10.00 ; SEM-IV: 9.80 ; SEM-V: 9.61 ; SEM-VI: 9.83 ; SEM-VII: 8.70 ; CGPI: 9.58
 CREDITS: SEM-I: 18 ; SEM-II: 20 ; SEM-III: 24 ; SEM-IV: 23 ; SEM-V: 23 ; SEM-VI: 23 ; SEM-VII: 22
 MARKS: SEM-I:525/675; SEM-II:621/725; SEM-III:705/775; SEM-IV:707/775; SEM-V:640/750; SEM-VI:666/775; SEM-VII:539/700; TOTAL: 4969/5825 (85.30%)

/- FEMALE, #- 0.229, @- 0.5042/0.5043, *- 0.5045, \$- Carried Forward Grade, ~- Dyslexia, A/ABS- Absent, F- Fails, P- Passes

RR- Reserved, RLE- Reserve for Lower Examination, RPV- Provisional, RCC- 0.5050, ADC- Admission Cancelled

G:Grade, GP:Grade Point, C:Credits, C:Sum of Credit Points, CG:Sum of Product of Credits & Grades

SGPI:Semester Grade Performance Index = CG/ C, CGPI:Cumulative Grade Performance Index

% Marks : 80 and Above 75-79.99 70-74.99 60-69.99 50-59.99 45-49.99 40-44.99 Less Than 40

Grade / Gr. Pt. : O / 10 A / 9 B / 8 C / 7 D / 6 E / 5 P / 4 F / 0

Dr. G. T. Thanpi
 PRINCIPAL
 Thadomal Shahani Engineering College
 Bandra (W), Mumbai - 400 050.



Dr. G. T. Thanpi
 PRINCIPAL
 Thadomal Shahani Engineering College
 Bandra (W), Mumbai - 400 050.



SEAT_NO	NAME	<Course-I>	<Course-II>	<Course-III>	<Course-IV>	<Course-V>	<Course-VI>	<Course-VII>	RESULT	REMARK	TOTAL MARKS												
Th(80/32)	Th(80/32)	Th(80/32)	Th(80/32)	Tw(25/10)	Tw(25/10)	Tw(50/20)	In(20/08)	In(20/08)	Pr/Or(25/10)	Pr/Or(25/10)	Pr/Or(100/40)	OUT OF 650											
Total	Total	Total	Total	Total	Total	Total	Total	Total	Total	Total	Total	CG	GP	SGPI									
C	G	GP	C*G	C	G	GP	C*G	C	G	GP	C*G	C	G	GP	C*G								
01. CHC801	MODELLING SIMULATION AND OPTIMIZATION	02. CHDO8051	ENERGY SYSTEM DESIGN	06. CHDO8062	BIOTECHNOLOGY																		
17. ILO8029	ENVIRONMENTAL MANAGEMENT	18. CHL801	MODELLING SIMULATION & OPTIMIZATION LAB	19. CHL802	SOFTWARE APPLICATION IN CHEMICAL ENGINEERING LAB																		
20. CHP801	MAJOR PROJECT II																						
6023295	JADHAV YOGESH DHARMESH GEETA																						
59	55	68	59	19	24	47																	
18	16	17	18	20	23	94			P			537											
77	71	85	77	39	47	141																	
3 A	9	27	3 B	8	24	3 O	10	30	3 A	9	27	2 A	9	18	2 O	10	20	6 O	10	60	22	206	9.36
SGPI: SEM-I: 8.44 ; SEM-II: 9.70 ; SEM-III:10.00 ; SEM-IV: 9.80 ; SEM-V: 9.41 ; SEM-VI:10.00 ; SEM-VII: 9.45 ; CGPI: 9.55																							
CREDITS: SEM-I: 18 ; SEM-II: 20 ; SEM-III: 24 ; SEM-IV: 23 ; SEM-V: 23 ; SEM-VI: 23 ; SEM-VII: 22																							
MARKS: SEM-I:512/675; SEM-II:611/725; SEM-III:691/775; SEM-IV:694/775; SEM-V:643/750; SEM-VI:675/775; SEM-VII:563/700; TOTAL: 4926/5825 (84.57%)																							
6023296	KADU HARMIT SURESH BHAVANA																						
57	46	52	54	15	20	45																	
15	9	16	18	17	18	83			P			465											
72	55	68	72	32	38	128																	
3 B	8	24	3 D	6	18	3 C	7	21	3 B	8	24	2 C	7	14	2 A	9	18	6 O	10	60	22	179	8.14
SGPI: SEM-I: 7.75 ; SEM-II: 8.28 ; SEM-III: 9.81 ; SEM-IV: 9.61 ; SEM-V: 9.48 ; SEM-VI: 8.39 ; SEM-VII: 7.61 ; CGPI: 8.68																							
CREDITS: SEM-I: 18 ; SEM-II: 20 ; SEM-III: 24 ; SEM-IV: 23 ; SEM-V: 23 ; SEM-VI: 23 ; SEM-VII: 22																							
MARKS: SEM-I:479/675; SEM-II:549/725; SEM-III:678/775; SEM-IV:669/775; SEM-V:628/750; SEM-VI:573/775; SEM-VII:469/700; TOTAL: 4510/5825 (77.42%)																							
6023297	KALAMDANI ADITYA MILIND SHRIYA																						
49	41	55	62	15	16	48																	
11	8	16	17	20	16	90			P			464											
60	49	71	79	35	32	138																	
3 C	7	21	3 E	5	15	3 B	8	24	3 A	9	27	2 B	8	16	2 C	7	14	6 O	10	60	22	177	8.05
SGPI: SEM-I: 5.75 ; SEM-II: 6.18 ; SEM-III: 9.88 ; SEM-IV: 9.50 ; SEM-V: 8.96 ; SEM-VI: 7.22 ; SEM-VII: 7.34 ; CGPI: 7.96																							
CREDITS: SEM-I: 18 ; SEM-II: 20 ; SEM-III: 24 ; SEM-IV: 23 ; SEM-V: 23 ; SEM-VI: 23 ; SEM-VII: 22																							
MARKS: SEM-I:370/675; SEM-II:417/725; SEM-III:659/775; SEM-IV:650/775; SEM-V:591/750; SEM-VI:511/775; SEM-VII:467/700; TOTAL: 4129/5825 (70.88%)																							
/- FEMALE, #- 0.229, @- 0.5042/0.5043, *- 0.5045, \$- Carried Forward Grade, ~- Dyslexia, A/ABS- Absent, F- Fails, P- Passes																							
RR- Reserved, RLE- Reserve for Lower Examination, RPV- Provisional, RCC- 0.5050, ADC- Admission Cancelled																							
G:Grade, GP:Grade Point, C:Credits, C:Sum of Credit Points, CG:Sum of Product of Credits & Grades																							
SGPI:Semester Grade Performance Index = CG/ C, CGPI:Cumulative Grade Performance Index																							
% Marks : 80 and Above 75-79.99 70-74.99 60-69.99 50-59.99 45-49.99 40-44.99 Less Than 40																							
Grade / Gr. Pt. : O / 10 A / 9 B / 8 C / 7 D / 6 E / 5 P / 4 F / 0																							

Dr. G. T. Thanpi
PRINCIPAL
Thadomal Shahani Engineering College
Bandra (W), Mumbai - 400 050.



SEAT_NO	NAME	<Course-I>	<Course-II>	<Course-III>	<Course-IV>	<Course-V>	<Course-VI>	<Course-VII>	RESULT	REMARK	TOTAL MARKS		
Th(80/32)	Th(80/32)	Th(80/32)	Th(80/32)	Tw(25/10)	Tw(25/10)	Tw(50/20)	In(20/08)	In(20/08)	In(20/08)	Pr/Or(25/10)	Pr/Or(25/10)	Pr/Or(100/40)	OUT OF 650
Total	Total	Total	Total	Total	Total	Total	Total	Total	C	CG	SGPI		
C G GP C*G	C G GP C*G	C G GP C*G	C G GP C*G	C G GP C*G	C G GP C*G	C G GP C*G	C G GP C*G	C G GP C*G					
01. CHC801	MODELLING SIMULATION AND OPTIMIZATION	02. CHDO8051	ENERGY SYSTEM DESIGN	06. CHDO8062	BIOTECHNOLOGY								
17. ILO8029	ENVIRONMENTAL MANAGEMENT	18. CHL801	MODELLING SIMULATION & OPTIMIZATION LAB	19. CHL802	SOFTWARE APPLICATION IN CHEMICAL ENGINEERING LAB								
20. CHP801	MAJOR PROJECT II												
6023298	KARANDIKAR AKSHAY SUNIL APARNA												
64	61	56	67	19	24	49							
18	15	18	17	20	24	96			P			548	
82	76	74	84	39	48	145							
3 O 10	30 3 A 9 27	3 B 8 24	3 O 10 30 2 A 9 18	2 O 10 20	6 O 10 60				22	209	9.50		
SGPI:	SEM-I: 9.50	SEM-II:10.00	SEM-III:10.00	SEM-IV: 9.80	SEM-V: 9.48	SEM-VI:10.00	SEM-VII: 9.18	CGPI: 9.69					
CREDITS:	SEM-I: 18	SEM-II: 20	SEM-III: 24	SEM-IV: 23	SEM-V: 23	SEM-VI: 23	SEM-VII: 22						
MARKS:	SEM-I:574/675	SEM-II:642/725	SEM-III:696/775	SEM-IV:691/775	SEM-V:632/750	SEM-VI:691/775	SEM-VII:569/700	TOTAL: 5043/5825 (86.58%)					
6023299	KHOPKAR VINIT NILESH NALINI												
61	59	62	63	17	24	47							
17	19	16	18	20	23	94			P			540	
78	78	78	81	37	47	141							
3 A 9	27 3 A 9 27	3 A 9 27	3 O 10 30 2 B 8 16	2 O 10 20	6 O 10 60				22	207	9.41		
SGPI:	SEM-I: 9.83	SEM-II:10.00	SEM-III: 9.88	SEM-IV: 9.80	SEM-V: 9.63	SEM-VI: 9.96	SEM-VII: 8.91	CGPI: 9.67					
CREDITS:	SEM-I: 18	SEM-II: 20	SEM-III: 24	SEM-IV: 23	SEM-V: 23	SEM-VI: 23	SEM-VII: 22						
MARKS:	SEM-I:589/675	SEM-II:647/725	SEM-III:690/775	SEM-IV:700/775	SEM-V:640/750	SEM-VI:672/775	SEM-VII:550/700	TOTAL: 5028/5825 (86.32%)					
6023300	SHAIKH MOHAMMAD SHAHBAZ ABDUL KAYUM AMINA BANU												
41	43	47	63	20	19	40							
16	8	12	16	20	18	56			P			419	
57	51	59	79	40	37	96							
3 D 6	18 3 D 6 18	3 D 6 18	3 A 9 27 2 O 10 20	2 B 8 16	6 C 7 42				22	159	7.23		
SGPI:	SEM-I: 6.31	SEM-II: 7.28	SEM-III: 9.15	SEM-IV: 9.48	SEM-V: 8.85	SEM-VI: 6.98	SEM-VII: 6.61	CGPI: 7.80					
CREDITS:	SEM-I: 18	SEM-II: 20	SEM-III: 24	SEM-IV: 23	SEM-V: 23	SEM-VI: 23	SEM-VII: 22						
MARKS:	SEM-I:398/675	SEM-II:479/725	SEM-III:634/775	SEM-IV:663/775	SEM-V:597/750	SEM-VI:483/775	SEM-VII:422/700	TOTAL: 4095/5825 (70.30%)					
/- FEMALE, #- 0.229, @- 0.5042/0.5043, *- 0.5045, \$- Carried Forward Grade, ~- Dyslexia, A/ABS- Absent, F- Fails, P- Passes RR- Reserved, RLE- Reserve for Lower Examination, RPV- Provisional, RCC- 0.5050, ADC- Admission Cancelled G:Grade, GP:Grade Point, C:Credits, C:Sum of Credit Points, CG:Sum of Product of Credits & Grades SGPI:Semester Grade Performance Index = CG/ C, CGPI:Cumulative Grade Performance Index % Marks : 80 and Above 75-79.99 70-74.99 60-69.99 50-59.99 45-49.99 40-44.99 Less Than 40 Grade / Gr. Pt. : O / 10 A / 9 B / 8 C / 7 D / 6 E / 5 P / 4 F / 0													

Dr. G. T. Thanpi
PRINCIPAL
Thadomal Shahani Engineering College
Bandra (W), Mumbai - 400 050.



SEAT_NO	NAME	<Course-I>	<Course-II>	<Course-III>	<Course-IV>	<Course-V>	<Course-VI>	<Course-VII>	RESULT	REMARK	TOTAL MARKS
Th(80/32)	Th(80/32)	Th(80/32)	Th(80/32)	Tw(25/10)	Tw(25/10)	Tw(50/20)	Pr/Or(100/40)	OUT OF 650			
In(20/08)	In(20/08)	In(20/08)	In(20/08)	Pr/Or(25/10)	Pr/Or(25/10)	Pr/Or(100/40)					
Total	Total	Total	Total	Total	Total	Total	Total				
C G GP C*G	C G GP C*G	C G GP C*G	C G GP C*G	C G GP C*G	C G GP C*G	C G GP C*G	C G GP C*G	C	CG	SGPI	
01. CHC801	MODELLING SIMULATION AND OPTIMIZATION	02. CHDO8051	ENERGY SYSTEM DESIGN	06. CHDO8062	BIOTECHNOLOGY						
17. ILO8029	ENVIRONMENTAL MANAGEMENT	18. CHL801	MODELLING SIMULATION & OPTIMIZATION LAB	19. CHL802	SOFTWARE APPLICATION IN CHEMICAL ENGINEERING LAB						
20. CHP801	MAJOR PROJECT II										

6023301	TUPKAR MOHIT NINAD CHARUSHILA										
67	64	66	67	24	24	48					
17	18	18	18	24	24	94	P			573	
84	82	84	85	48	48	142					
3 O 10	30 3 O 10	30 3 O 10	30 3 O 10	30 2 O 10	20 2 O 10	20 6 O 10	60	22	220	10.00	
SGPI: SEM-I: 8.67 ; SEM-II: 9.03 ; SEM-III:10.00 ; SEM-IV: 9.87 ; SEM-V: 9.74 ; SEM-VI: 9.91 ; SEM-VII: 8.91 ; CGPI: 9.55											
CREDITS: SEM-I: 18 ; SEM-II: 20 ; SEM-III: 24 ; SEM-IV: 23 ; SEM-V: 23 ; SEM-VI: 23 ; SEM-VII: 22											
MARKS: SEM-I:529/675; SEM-II:566/725; SEM-III:681/775; SEM-IV:696/775; SEM-V:659/750; SEM-VI:661/775; SEM-VII:540/700; TOTAL: 4905/5825 (84.21%)											

01. CHC801	MODELLING SIMULATION AND OPTIMIZATION	03. CHDO8052	ADVANCED SEPARATION TECHNOLOGY	05. CHDO8061	FUEL CELL ELECTROCHEMICAL ENGINEERING						
17. ILO8029	ENVIRONMENTAL MANAGEMENT	18. CHL801	MODELLING SIMULATION & OPTIMIZATION LAB	19. CHL802	SOFTWARE APPLICATION IN CHEMICAL ENGINEERING LAB						
20. CHP801	MAJOR PROJECT II										

6023302	PATIL PRATHAMESH MANDAR SONALI										
26 *	38	49	50	13	20	43					
8	10	11	17	16	20	64	P			385	
34	48	60	67	29	40	107					
3 P 4	12 3 E 5	15 3 C 7	21 3 C 7	21 2 D 6	12 2 O 10	20 6 B 8	48	22	149	6.77	
SGPI: SEM-I: 6.67 ; SEM-II: 7.43 ; SEM-III: 6.29 ; SEM-IV: 5.89 ; SEM-V: 6.15 ; SEM-VI: 6.70 ; SEM-VII: 6.86 ; CGPI: 6.57											
CREDITS: SEM-I: 18 ; SEM-II: 20 ; SEM-III: 24 ; SEM-IV: 23 ; SEM-V: 23 ; SEM-VI: 23 ; SEM-VII: 22											
MARKS: SEM-I:426/675; SEM-II:495/725; SEM-III:441/775; SEM-IV:430/775; SEM-V:432/750; SEM-VI:472/775; SEM-VII:438/700; TOTAL: 3519/5825 (60.41%)											

01. CHC801	MODELLING SIMULATION AND OPTIMIZATION	03. CHDO8052	ADVANCED SEPARATION TECHNOLOGY	05. CHDO8061	FUEL CELL ELECTROCHEMICAL ENGINEERING						
10. ILO8022	FINANCE MANAGEMENT	18. CHL801	MODELLING SIMULATION & OPTIMIZATION LAB	19. CHL802	SOFTWARE APPLICATION IN CHEMICAL ENGINEERING LAB						
20. CHP801	MAJOR PROJECT II										

6023303	KOTHARI RISHIT RAJESH KESHAR										
60	48	44	50	23	22	46					
16	12	17	18	22	21	90	P			489	
76	60	61	68	45	43	136					
3 A 9	27 3 C 7	21 3 C 7	21 3 C 7	21 2 O 10	20 2 O 10	20 6 O 10	60	22	190	8.64	
SGPI: SEM-I: 7.83 ; SEM-II: 9.65 ; SEM-III: 9.88 ; SEM-IV: 9.74 ; SEM-V: 9.61 ; SEM-VI: 8.30 ; SEM-VII: 7.27 ; CGPI: 8.90											
CREDITS: SEM-I: 18 ; SEM-II: 20 ; SEM-III: 24 ; SEM-IV: 23 ; SEM-V: 23 ; SEM-VI: 23 ; SEM-VII: 22											
MARKS: SEM-I:497/675; SEM-II:587/725; SEM-III:671/775; SEM-IV:673/775; SEM-V:633/750; SEM-VI:569/775; SEM-VII:443/700; TOTAL: 4562/5825 (78.32%)											

/- FEMALE, #- 0.229, @- 0.5042/0.5043, *- 0.5045, \$- Carried Forward Grade, -- Dyslexia, A/ABS- Absent, F- Fails, P- Passes											
RR- Reserved, RLE- Reserve for Lower Examination, RPV- Provisional, RCC- 0.5050, ADC- Admission Cancelled											
G:Grade, GP:Grade Point, C:Credits, C:Sum of Credit Points, CG:Sum of Product of Credits & Grades											
SGPI:Semester Grade Performance Index = CG/ C, CGPI:Cumulative Grade Performance Index											
% Marks : 80 and Above 75-79.99 70-74.99 60-69.99 50-59.99 45-49.99 40-44.99 Less Than 40											
Grade / Gr. Pt. : O / 10 A / 9 B / 8 C / 7 D / 6 E / 5 P / 4 F / 0											

Dr. G. T. Thampi
PRINCIPAL
Thadomal Shahani Engineering College
Bandra (W), Mumbai - 400 050.



Dr. G. T. Thampi
PRINCIPAL
Thadomal Shahani Engineering College
Bandra (W), Mumbai - 400 050.



SEAT_NO	NAME	<Course-I>	<Course-II>	<Course-III>	<Course-IV>	<Course-V>	<Course-VI>	<Course-VII>	RESULT	REMARK	TOTAL MARKS
		Th(80/32)	Th(80/32)	Th(80/32)	Th(80/32)	Tw(25/10)	Tw(25/10)	Tw(50/20)			OUT OF 650
		In(20/08)	In(20/08)	In(20/08)	In(20/08)	Pr/Or(25/10)	Pr/Or(25/10)	Pr/Or(100/40)			
		Total	Total	Total	Total	Total	Total	Total			
		C G GP C*G	C G GP C*G	C G GP C*G	C G GP C*G	C G GP C*G	C G GP C*G	C G GP C*G	C	CG	SGPI
01. CHC801	MODELLING SIMULATION AND OPTIMIZATION										
10. ILO8022	FINANCE MANAGEMENT										
20. CHP801	MAJOR PROJECT II										
03. CHDO8052	ADVANCED SEPARATION TECHNOLOGY										
05. CHDO8061	FUEL CELL ELECTROCHEMICAL ENGINEERING										
18. CHL801	MODELLING SIMULATION & OPTIMIZATION LAB										
19. CHL802	SOFTWARE APPLICATION IN CHEMICAL ENGINEERING LAB										

6023304 MYANA ANKIT SAYANNA RUKMINI

52	61	54	55	23	22	49																	
18	18	14	16	23	23	92	P				520												
70	79	68	71	46	45	141																	
3 B	8	24	3 A	9	27	3 C	7	21	3 B	8	24	2 O	10	20	2 O	10	20	6 O	10	60	22	196	8.91

SGPI: SEM-I: 7.56 ; SEM-II: 8.13 ; SEM-III: 9.13 ; SEM-IV: 9.57 ; SEM-V: 9.48 ; SEM-VI: 8.43 ; SEM-VII: 8.77 ; CGPI: 8.79
 CREDITS: SEM-I: 18 ; SEM-II: 20 ; SEM-III: 24 ; SEM-IV: 23 ; SEM-V: 23 ; SEM-VI: 23 ; SEM-VII: 22
 MARKS: SEM-I:466/675; SEM-II:526/725; SEM-III:612/775; SEM-IV:644/775; SEM-V:605/750; SEM-VI:590/775; SEM-VII:533/700; TOTAL: 4496/5825 (77.18%)

01. CHC801	MODELLING SIMULATION AND OPTIMIZATION										
17. ILO8029	ENVIRONMENTAL MANAGEMENT										
20. CHP801	MAJOR PROJECT II										
03. CHDO8052	ADVANCED SEPARATION TECHNOLOGY										
05. CHDO8061	FUEL CELL ELECTROCHEMICAL ENGINEERING										
18. CHL801	MODELLING SIMULATION & OPTIMIZATION LAB										
19. CHL802	SOFTWARE APPLICATION IN CHEMICAL ENGINEERING LAB										

6023305 HARIHARAN RISHI HARIHARAN SUMATHI

45	60	54	60	24	22	49																	
18	16	17	18	24	23	92	P				522												
63	76	71	78	48	45	141																	
3 C	7	21	3 A	9	27	3 B	8	24	3 A	9	27	2 O	10	20	2 O	10	20	6 O	10	60	22	199	9.05

SGPI: SEM-I: 7.56 ; SEM-II: 9.70 ; SEM-III: 9.31 ; SEM-IV: 9.84 ; SEM-V: 9.13 ; SEM-VI: 9.02 ; SEM-VII: 8.23 ; CGPI: 9.01
 CREDITS: SEM-I: 18 ; SEM-II: 20 ; SEM-III: 24 ; SEM-IV: 23 ; SEM-V: 23 ; SEM-VI: 23 ; SEM-VII: 22
 MARKS: SEM-I:489/675; SEM-II:621/725; SEM-III:627/775; SEM-IV:674/775; SEM-V:597/750; SEM-VI:610/775; SEM-VII:512/700; TOTAL: 4652/5825 (79.86%)

6023306 /NALAWADE GAYATRI SANJAY SUMAN

59	73	59	64	23	23	49																	
19	20	17	17	22	23	96	P				564												
78	93	76	81	45	46	145																	
3 A	9	27	3 O	10	30	3 A	9	27	3 O	10	30	2 O	10	20	2 O	10	20	6 O	10	60	22	214	9.73

SGPI: SEM-I: 9.67 ; SEM-II:10.00 ; SEM-III:10.00 ; SEM-IV:10.00 ; SEM-V: 9.76 ; SEM-VI:10.00 ; SEM-VII: 9.18 ; CGPI: 9.80
 CREDITS: SEM-I: 18 ; SEM-II: 20 ; SEM-III: 24 ; SEM-IV: 23 ; SEM-V: 23 ; SEM-VI: 23 ; SEM-VII: 22
 MARKS: SEM-I:594/675; SEM-II:657/725; SEM-III:688/775; SEM-IV:717/775; SEM-V:662/750; SEM-VI:709/775; SEM-VII:577/700; TOTAL: 5168/5825 (88.72%)

/- FEMALE, #- 0.229, @- 0.5042/0.5043, *- 0.5045, \$- Carried Forward Grade, -- Dyslexia, A/ABS- Absent, F- Fails, P- Passes

RR- Reserved, RLE- Reserve for Lower Examination, RPV- Provisional, RCC- 0.5050, ADC- Admission Cancelled

G:Grade, GP:Grade Point, C:Credits, C:Sum of Credit Points, CG:Sum of Product of Credits & Grades

SGPI:Semester Grade Performance Index = CG/ C, CGPI:Cumulative Grade Performance Index

% Marks : 80 and Above 75-79.99 70-74.99 60-69.99 50-59.99 45-49.99 40-44.99 Less Than 40

Grade / Gr. Pt. : O / 10 A / 9 B / 8 C / 7 D / 6 E / 5 P / 4 F / 0

Dr. G. T. Thanpi
 PRINCIPAL
 Thadomal Shahani Engineering College
 Bandra (W), Mumbai - 400 050.



SEAT_NO	NAME	<Course-I>	<Course-II>	<Course-III>	<Course-IV>	<Course-V>	<Course-VI>	<Course-VII>	RESULT	REMARK	TOTAL MARKS				
Th(80/32)	Th(80/32)	Th(80/32)	Th(80/32)	Tw(25/10)	Tw(25/10)	Tw(50/20)	In(20/08)	In(20/08)	In(20/08)	Pr/Or(25/10)	Pr/Or(25/10)	Pr/Or(100/40)	OUT OF 650		
Total	Total	Total	Total	Total	Total	Total	Total	Total	Total	Total	Total	Total	CG	SGPI	
C G GP C*G	C G GP C*G	C G GP C*G	C G GP C*G	C G GP C*G	C G GP C*G	C G GP C*G	C G GP C*G	C G GP C*G	C	CG	SGPI				
01. CHC801	MODELLING SIMULATION AND OPTIMIZATION						03. CHDO8052	ADVANCED SEPARATION TECHNOLOGY				05. CHDO8061	FUEL CELL ELECTROCHEMICAL ENGINEERING		
17. ILO8029	ENVIRONMENTAL MANAGEMENT						18. CHL801	MODELLING SIMULATION & OPTIMIZATION LAB				19. CHL802	SOFTWARE APPLICATION IN CHEMICAL ENGINEERING LAB		
20. CHP801	MAJOR PROJECT II														

6023307 /PATIL RIDDHI PRADIP PRAJAKTA

66	59	54	62	23	22	47								
16	20	13	16	20	23	86			P				527	
82	79	67	78	43	45	133								
3 O 10	30 3 A 9	27 3 C 7 21	3 A 9 27	2 O 10 20	2 O 10 20	6 O 10 60			22	205	9.32			

SGPI: SEM-I: 8.11 ; SEM-II: 9.38 ; SEM-III: 9.69 ; SEM-IV: 9.54 ; SEM-V: 9.46 ; SEM-VI: 9.40 ; SEM-VII: 8.23 ; CGPI: 9.17
 CREDITS: SEM-I: 18 ; SEM-II: 20 ; SEM-III: 24 ; SEM-IV: 23 ; SEM-V: 23 ; SEM-VI: 23 ; SEM-VII: 22
 MARKS: SEM-I:496/675; SEM-II:598/725; SEM-III:665/775; SEM-IV:664/775; SEM-V:625/750; SEM-VI:629/775; SEM-VII:508/700; TOTAL: 4712/5825 (80.89%)

6023308 /SAMBHI KOMAL KUR KULDEEP SINGH SATNAM KUR

64	60	57	52	23	22	47								
17	18	17	17	23	23	86			P				526	
81	78	74	69	46	45	133								
3 O 10	30 3 A 9	27 3 B 8 24	3 C 7 21	2 O 10 20	2 O 10 20	6 O 10 60			22	202	9.18			

SGPI: SEM-I: 8.50 ; SEM-II: 9.15 ; SEM-III: 8.88 ; SEM-IV: 9.54 ; SEM-V: 9.61 ; SEM-VI: 9.00 ; SEM-VII: 8.50 ; CGPI: 9.06
 CREDITS: SEM-I: 18 ; SEM-II: 20 ; SEM-III: 24 ; SEM-IV: 23 ; SEM-V: 23 ; SEM-VI: 23 ; SEM-VII: 22
 MARKS: SEM-I:522/675; SEM-II:587/725; SEM-III:593/775; SEM-IV:649/775; SEM-V:645/750; SEM-VI:615/775; SEM-VII:513/700; TOTAL: 4650/5825 (79.83%)

6023309 /YADAV KAJAL DAYASHANKAR SHYAMKUMARI

61	68	58	64	20	22	47								
17	15	13	16	20	22	86			P				529	
78	83	71	80	40	44	133								
3 A 9	27 3 O 10 30	3 B 8 24	3 O 10 30	2 O 10 20	2 O 10 20	6 O 10 60			22	211	9.59			

SGPI: SEM-I: 8.69 ; SEM-II: 9.70 ; SEM-III: 9.04 ; SEM-IV: 9.73 ; SEM-V: 9.22 ; SEM-VI: 9.13 ; SEM-VII: 8.57 ; CGPI: 9.22
 CREDITS: SEM-I: 18 ; SEM-II: 20 ; SEM-III: 24 ; SEM-IV: 23 ; SEM-V: 23 ; SEM-VI: 23 ; SEM-VII: 22
 MARKS: SEM-I:533/675; SEM-II:612/725; SEM-III:637/775; SEM-IV:669/775; SEM-V:612/750; SEM-VI:615/775; SEM-VII:513/700; TOTAL: 4720/5825 (81.03%)

/- FEMALE, #- 0.229, @- 0.5042/0.5043, *- 0.5045, \$- Carried Forward Grade, ~- Dyslexia, A/ABS- Absent, F- Fails, P- Passes

RR- Reserved, RLE- Reserve for Lower Examination, RPV- Provisional, RCC- 0.5050, ADC- Admission Cancelled

G:Grade, GP:Grade Point, C:Credits, C:Sum of Credit Points, CG:Sum of Product of Credits & Grades

SGPI:Semester Grade Performance Index = CG/ C, CGPI:Cumulative Grade Performance Index

% Marks : 80 and Above 75-79.99 70-74.99 60-69.99 50-59.99 45-49.99 40-44.99 Less Than 40

Grade / Gr. Pt. : O / 10 A / 9 B / 8 C / 7 D / 6 E / 5 P / 4 F / 0

Dr. G. T. Thanpi
 PRINCIPAL
 Thadomal Shahani Engineering College
 Bandra (W), Mumbai - 400 050.



Dr. G. T. Thanpi
 PRINCIPAL
 Thadomal Shahani Engineering College
 Bandra (W), Mumbai - 400 050.



SEAT_NO	NAME	<Course-I>	<Course-II>	<Course-III>	<Course-IV>	<Course-V>	<Course-VI>	<Course-VII>	RESULT	REMARK	TOTAL MARKS
Th(80/32)	Th(80/32)	Th(80/32)	Th(80/32)	Tw(25/10)	Tw(25/10)	Tw(50/20)					OUT OF 650
In(20/08)	In(20/08)	In(20/08)	In(20/08)	Pr/Or(25/10)	Pr/Or(25/10)	Pr/Or(100/40)					
Total	Total	Total	Total	Total	Total	Total					
C G GP C*G	C G GP C*G	C G GP C*G	C G GP C*G	C G GP C*G	C G GP C*G	C G GP C*G	C G GP C*G	C G GP C*G	C	CG	SGPI
01. CHC801	MODELLING SIMULATION AND OPTIMIZATION			03. CHDO8052	ADVANCED SEPARATION TECHNOLOGY	06. CHDO8062	BIOTECHNOLOGY				
10. ILO8022	FINANCE MANAGEMENT			18. CHL801	MODELLING SIMULATION & OPTIMIZATION LAB	19. CHL802	SOFTWARE APPLICATION IN CHEMICAL ENGINEERING LAB				
20. CHP801	MAJOR PROJECT II										

6023310 /NAYAK SHRUTI KISHORE GEETANJALI

57	68	65	59	16	22	48					
15	18	16	19	18	23	94	P				538
72	86	81	78	34	45	142					
3 B 8	24 3 O 10	30 3 O 10	30 3 A 9	27 2 C 7	14 2 O 10	20 6 O 10	60	22	205	9.32	

SGPI: SEM-I: 8.00 ; SEM-II: 8.60 ; SEM-III: 9.88 ; SEM-IV:10.00 ; SEM-V: 9.76 ; SEM-VI: 9.13 ; SEM-VII: 7.27 ; CGPI: 9.04
 CREDITS: SEM-I: 18 ; SEM-II: 20 ; SEM-III: 24 ; SEM-IV: 23 ; SEM-V: 23 ; SEM-VI: 23 ; SEM-VII: 22
 MARKS: SEM-I:490/675; SEM-II:548/725; SEM-III:676/775; SEM-IV:709/775; SEM-V:633/750; SEM-VI:613/775; SEM-VII:460/700; TOTAL: 4667/5825 (80.12%)

6023311 THAKUR JEET AMOL NANDINI

A	A	A	A	A	A	A					
A	A	A	A	A	A	A	A	RPV	ABS		0
--	--	--	--	--	--	--					
							0	0	--		

(DIPLOMA STUDENT) SGPI: SEM-III: 9.94 ; SEM-IV: 9.87 ; SEM-V: 9.26 ; SEM-VI: 8.50 ; SEM-VII: -- ; CGPI: --
 CREDITS: SEM-III: 24 ; SEM-IV: 23 ; SEM-V: 23 ; SEM-VI: 23 ; SEM-VII: --
 MARKS: SEM-III:659/775; SEM-IV:698/775; SEM-V:599/750; SEM-VI:565/775; SEM-VII:-- ; TOTAL: --

01. CHC801	MODELLING SIMULATION AND OPTIMIZATION			03. CHDO8052	ADVANCED SEPARATION TECHNOLOGY	06. CHDO8062	BIOTECHNOLOGY				
17. ILO8029	ENVIRONMENTAL MANAGEMENT			18. CHL801	MODELLING SIMULATION & OPTIMIZATION LAB	19. CHL802	SOFTWARE APPLICATION IN CHEMICAL ENGINEERING LAB				
20. CHP801	MAJOR PROJECT II										

6023312 /PILLAI SHREYA ANILKUMAR SOPHIA

40	35	46	33	16	18	29					
9	8	12	15	17	19	56	P	RLE			353
49	43	58	48	33	37	85					
3 E 5	15 3 P 4	12 3 D 6	18 3 E 5	15 2 C 7	14 2 B 8	16 6 D 6	36	22	126	5.73	

SGPI: SEM-I: 6.47 ; SEM-II: 7.05 ; SEM-III: 8.06 ; SEM-IV: 7.52 ; SEM-V: 8.20 ; SEM-VI: 7.57 ; SEM-VII: -- ; CGPI: --
 CREDITS: SEM-I: 18 ; SEM-II: 20 ; SEM-III: 24 ; SEM-IV: 23 ; SEM-V: 23 ; SEM-VI: 23 ; SEM-VII: --
 MARKS: SEM-I:400/675; SEM-II:459/725; SEM-III:558/775; SEM-IV:526/775; SEM-V:534/750; SEM-VI:522/775; SEM-VII:-- ; TOTAL: --

/- FEMALE, #- 0.229, @- 0.5042/0.5043, *- 0.5045, \$- Carried Forward Grade, -- Dyslexia, A/ABS- Absent, F- Fails, P- Passes

RR- Reserved, RLE- Reserve for Lower Examination, RPV- Provisional, RCC- 0.5050, ADC- Admission Cancelled

G:Grade, GP:Grade Point, C:Credits, C:Sum of Credit Points, CG:Sum of Product of Credits & Grades

SGPI:Semester Grade Performance Index = CG/ C, CGPI:Cumulative Grade Performance Index

% Marks : 80 and Above 75-79.99 70-74.99 60-69.99 50-59.99 45-49.99 40-44.99 Less Than 40

Grade / Gr. Pt. : O / 10 A / 9 B / 8 C / 7 D / 6 E / 5 P / 4 F / 0

Dr. G. T. Thanpi
 PRINCIPAL
 Thadomal Shahani Engineering College
 Bandra (W), Mumbai - 400 050.



SEAT_NO	NAME	<Course-I>	<Course-II>	<Course-III>	<Course-IV>	<Course-V>	<Course-VI>	<Course-VII>	RESULT	REMARK	TOTAL MARKS
Th(80/32)	Th(80/32)	Th(80/32)	Th(80/32)	Tw(25/10)	Tw(25/10)	Tw(50/20)					OUT OF 650
In(20/08)	In(20/08)	In(20/08)	In(20/08)	Pr/Or(25/10)	Pr/Or(25/10)	Pr/Or(100/40)					
Total	Total	Total	Total	Total	Total	Total	Total	Total			
C G GP C*G	C G GP C*G	C G GP C*G	C G GP C*G	C G GP C*G	C G GP C*G	C G GP C*G	C G GP C*G	C G GP C*G	C	CG	SGPI
01. CHC801	MODELLING SIMULATION AND OPTIMIZATION				03. CHDO8052	ADVANCED SEPARATION TECHNOLOGY		06. CHDO8062	BIOTECHNOLOGY		
10. ILO8022	FINANCE MANAGEMENT				18. CHL801	MODELLING SIMULATION & OPTIMIZATION LAB		19. CHL802	SOFTWARE APPLICATION IN CHEMICAL ENGINEERING LAB		
20. CHP801	MAJOR PROJECT II										

6023313 /ALAG ISHNEET KAUR HARMINDER SINGH JASLEEN KAUR

35	44	46	47	22	20	46					
13	8	13	18	20	21	93			P		446
48	52	59	65	42	41	139					
3 E 5	15 3 D 6	18 3 D 6	18 3 C 7 21	2 0 10 20	2 0 10 20	6 0 10 60			22	172	7.82

SGPI: SEM-I: 6.42 ; SEM-II: 8.10 ; SEM-III: 9.75 ; SEM-IV: 9.97 ; SEM-V: 9.61 ; SEM-VI: 7.49 ; SEM-VII: 7.55 ; CGPI: 8.41
 CREDITS: SEM-I: 18 ; SEM-II: 20 ; SEM-III: 24 ; SEM-IV: 23 ; SEM-V: 23 ; SEM-VI: 23 ; SEM-VII: 22
 MARKS: SEM-I:405/675; SEM-II:514/725; SEM-III:669/775; SEM-IV:701/775; SEM-V:635/750; SEM-VI:516/775; SEM-VII:466/700; TOTAL: 4352/5825 (74.71%)

6023314 KARANDE ADITYA RAJENDRA VIJAYMALA

52	59	56	55	20	20	43					
17	17	15	19	20	20	78			P		491
69	76	71	74	40	40	121					
3 C 7	21 3 A 9	27 3 B 8	24 3 B 8	24 2 0 10 20	2 0 10 20	6 0 10 60			22	196	8.91

(DIPLOMA STUDENT)

SGPI: SEM-III: 9.85 ; SEM-IV: 9.74 ; SEM-V: 9.61 ; SEM-VI: 8.43 ; SEM-VII: 8.16 ; CGPI: 9.13
 CREDITS: SEM-III: 24 ; SEM-IV: 23 ; SEM-V: 23 ; SEM-VI: 23 ; SEM-VII: 22
 MARKS: SEM-III:667/775; SEM-IV:692/775; SEM-V:619/750; SEM-VI:577/775; SEM-VII:502/700; TOTAL: 3548/4425 (80.18%)

6023315 /MALADKAR URJA SAMIR DEEPALI

51	64	45	61	21	21	46					
13	15	14	19	20	22	92			P		504
64	79	59	80	41	43	138					
3 C 7	21 3 A 9	27 3 D 6	18 3 0 10 30	2 0 10 20	2 0 10 20	6 0 10 60			22	196	8.91

SGPI: SEM-I: 6.31 ; SEM-II: 8.40 ; SEM-III:10.00 ; SEM-IV:10.00 ; SEM-V: 9.54 ; SEM-VI: 8.63 ; SEM-VII: 7.84 ; CGPI: 8.79
 CREDITS: SEM-I: 18 ; SEM-II: 20 ; SEM-III: 24 ; SEM-IV: 23 ; SEM-V: 23 ; SEM-VI: 23 ; SEM-VII: 22
 MARKS: SEM-I:409/675; SEM-II:537/725; SEM-III:690/775; SEM-IV:707/775; SEM-V:645/750; SEM-VI:584/775; SEM-VII:491/700; TOTAL: 4567/5825 (78.40%)

/- FEMALE, #- 0.229, @- 0.5042/0.5043, *- 0.5045, \$- Carried Forward Grade, ~- Dyslexia, A/ABS- Absent, F- Fails, P- Passes

RR- Reserved, RLE- Reserve for Lower Examination, RPV- Provisional, RCC- 0.5050, ADC- Admission Cancelled

G:Grade, GP:Grade Point, C:Credits, C:Sum of Credit Points, CG:Sum of Product of Credits & Grades

SGPI:Semester Grade Performance Index = CG/ C, CGPI:Cumulative Grade Performance Index

% Marks : 80 and Above 75-79.99 70-74.99 60-69.99 50-59.99 45-49.99 40-44.99 Less Than 40

Grade / Gr. Pt. : O / 10 A / 9 B / 8 C / 7 D / 6 E / 5 P / 4 F / 0

Dr. G. T. Thanpi
 PRINCIPAL
 Thadomal Shahani Engineering College
 Bandra (W), Mumbai - 400 050.



Dr. G. T. Thanpi
 PRINCIPAL
 Thadomal Shahani Engineering College
 Bandra (W), Mumbai - 400 050.



SEAT_NO	NAME	<Course-I>	<Course-II>	<Course-III>	<Course-IV>	<Course-V>	<Course-VI>	<Course-VII>	RESULT	REMARK	TOTAL MARKS
		Th(80/32)	Th(80/32)	Th(80/32)	Th(80/32)	Tw(25/10)	Tw(25/10)	Tw(50/20)			OUT OF 650
		In(20/08)	In(20/08)	In(20/08)	In(20/08)	Pr/Or(25/10)	Pr/Or(25/10)	Pr/Or(100/40)			
		Total	Total	Total	Total	Total	Total	Total			
		C G GP C*G	C G GP C*G	C G GP C*G	C G GP C*G	C G GP C*G	C G GP C*G	C G GP C*G	C	CG	SGPI
01. CHC801	MODELLING SIMULATION AND OPTIMIZATION										
10. ILO8022	FINANCE MANAGEMENT										
20. CHP801	MAJOR PROJECT II										
02. CHDO8051	ENERGY SYSTEM DESIGN										
18. CHL801	MODELLING SIMULATION & OPTIMIZATION LAB										
05. CHDO8061	FUEL CELL ELECTROCHEMICAL ENGINEERING										
19. CHL802	SOFTWARE APPLICATION IN CHEMICAL ENGINEERING LAB										

6023316 MALVI VINIL ANIL VRUNDA

50	50	55	60	22	18	30																	
12	10	15	17	21	19	54	P			433													
62	60	70	77	43	37	84																	
3 C	7	21	3 C	7	21	3 B	8	24	3 A	9	27	2 O	10	20	2 B	8	16	6 D	6	36	22	165	7.50

SGPI: SEM-I: 6.47 ; SEM-II: 7.00 ; SEM-III: 8.69 ; SEM-IV: 9.54 ; SEM-V: 8.83 ; SEM-VI: 7.61 ; SEM-VII: 7.84 ; CGPI: 8.00
 CREDITS: SEM-I: 18 ; SEM-II: 20 ; SEM-III: 24 ; SEM-IV: 23 ; SEM-V: 23 ; SEM-VI: 23 ; SEM-VII: 22
 MARKS: SEM-I:403/675; SEM-II:449/725; SEM-III:607/775; SEM-IV:658/775; SEM-V:582/750; SEM-VI:526/775; SEM-VII:480/700; TOTAL: 4138/5825 (71.04%)

01. CHC801	MODELLING SIMULATION AND OPTIMIZATION										
10. ILO8022	FINANCE MANAGEMENT										
20. CHP801	MAJOR PROJECT II										
03. CHDO8052	ADVANCED SEPARATION TECHNOLOGY										
18. CHL801	MODELLING SIMULATION & OPTIMIZATION LAB										
06. CHDO8062	BIOTECHNOLOGY										
19. CHL802	SOFTWARE APPLICATION IN CHEMICAL ENGINEERING LAB										

6023317 PATIL MIHIR LAXMAN VRUSHALI

46	43	49	40	23	19	43																	
18	9	14	19	23	20	78	P			444													
64	52	63	59	46	39	121																	
3 C	7	21	3 D	6	18	3 C	7	21	3 D	6	18	2 O	10	20	2 A	9	18	6 O	10	60	22	176	8.00

(DIPLOMA STUDENT) SGPI: SEM-III: 9.40 ; SEM-IV: 9.54 ; SEM-V: 9.37 ; SEM-VI: 7.72 ; SEM-VII: 6.95 ; CGPI: 8.52
 CREDITS: SEM-III: 24 ; SEM-IV: 23 ; SEM-V: 23 ; SEM-VI: 23 ; SEM-VII: 22
 MARKS: SEM-III:628/775; SEM-IV:669/775; SEM-V:600/750; SEM-VI:534/775; SEM-VII:442/700; TOTAL: 3317/4425 (74.96%)

01. CHC801	MODELLING SIMULATION AND OPTIMIZATION										
17. ILO8029	ENVIRONMENTAL MANAGEMENT										
20. CHP801	MAJOR PROJECT II										
03. CHDO8052	ADVANCED SEPARATION TECHNOLOGY										
18. CHL801	MODELLING SIMULATION & OPTIMIZATION LAB										
06. CHDO8062	BIOTECHNOLOGY										
19. CHL802	SOFTWARE APPLICATION IN CHEMICAL ENGINEERING LAB										

6023318 /KADAWADKAR ASHLESHA SANJAY GEETA

50	47	53	56	21	21	49														
17	13	16	17	21	22	90	P			493										
67	60	69	73	42	43	139														
3 C	7	21	3 C	7	21	3 B	8	24	2 O	10	20	2 O	10	20	6 O	10	60	22	187	8.50

(DIPLOMA STUDENT) SGPI: SEM-III: 9.85 ; SEM-IV: 9.67 ; SEM-V: 9.33 ; SEM-VI: 8.26 ; SEM-VII: 7.68 ; CGPI: 8.90
 CREDITS: SEM-III: 24 ; SEM-IV: 23 ; SEM-V: 23 ; SEM-VI: 23 ; SEM-VII: 22
 MARKS: SEM-III:659/775; SEM-IV:691/775; SEM-V:620/750; SEM-VI:563/775; SEM-VII:467/700; TOTAL: 3493/4425 (78.94%)

/- FEMALE, #- 0.229, @- 0.5042/0.5043, *- 0.5045, \$- Carried Forward Grade, -- Dyslexia, A/ABS- Absent, F- Fails, P- Passes

RR- Reserved, RLE- Reserve for Lower Examination, RPV- Provisional, RCC- 0.5050, ADC- Admission Cancelled

G:Grade, GP:Grade Point, C:Credits, C:Sum of Credit Points, CG:Sum of Product of Credits & Grades

SGPI:Semester Grade Performance Index = CG/ C, CGPI:Cumulative Grade Performance Index

% Marks : 80 and Above 75-79.99 70-74.99 60-69.99 50-59.99 45-49.99 40-44.99 Less Than 40

Grade / Gr. Pt. : O / 10 A / 9 B / 8 C / 7 D / 6 E / 5 P / 4 F / 0

Dr. G. T. Thanpi
 PRINCIPAL
 Thadomal Shahani Engineering College
 Bandra (W), Mumbai - 400 050.



Dr. G. T. Thanpi
 PRINCIPAL
 Thadomal Shahani Engineering College
 Bandra (W), Mumbai - 400 050.



SEAT_NO	NAME	<Course-I>	<Course-II>	<Course-III>	<Course-IV>	<Course-V>	<Course-VI>	<Course-VII>	RESULT	REMARK	TOTAL MARKS	
Th(80/32)	Th(80/32)	Th(80/32)	Th(80/32)	Tw(25/10)	Tw(25/10)	Tw(50/20)	In(20/08)	In(20/08)	Pr/Or(25/10)	Pr/Or(25/10)	Pr/Or(100/40)	OUT OF 650
Total	Total	Total	Total	Total	Total	Total	Total	Total	Total	Total	Total	
C G GP C*G	C G GP C*G	C G GP C*G	C G GP C*G	C G GP C*G	C G GP C*G	C G GP C*G	C G GP C*G	C G GP C*G	C	CG	SGPI	
01. CHC801	MODELLING SIMULATION AND OPTIMIZATION					03. CHDO8052	ADVANCED SEPARATION TECHNOLOGY		06. CHDO8062	BIOTECHNOLOGY		
17. ILO8029	ENVIRONMENTAL MANAGEMENT					18. CHL801	MODELLING SIMULATION & OPTIMIZATION LAB		19. CHL802	SOFTWARE APPLICATION IN CHEMICAL ENGINEERING LAB		
20. CHP801	MAJOR PROJECT II											

6023319 MHADDALKAR PRAFULL BHARAT BHAGYASHREE

62	47	48	59	21	19	45														
14	18	12	15	20	20	80	P				480									
76	65	60	74	41	39	125														
3 A	9	27	3 C	7	21	3 B	8	24	2 O	10	20	2 A	9	18	6 O	10	60	22	191	8.68

(DIPLOMA STUDENT)

SGPI: SEM-III: 9.63 ; SEM-IV: 9.80 ; SEM-V: 9.26 ; SEM-VI: 7.83 ; SEM-VII: 7.20 ; CGPI: 8.75
 CREDITS: SEM-III: 24 ; SEM-IV: 23 ; SEM-V: 23 ; SEM-VI: 23 ; SEM-VII: 22
 MARKS: SEM-III:660/775; SEM-IV:681/775; SEM-V:597/750; SEM-VI:553/775; SEM-VII:460/700; TOTAL: 3431/4425 (77.54%)

6023320 /MORADE SNEHAL SUNIL SUNITA

54	70	62	60	23	20	46																	
18	16	17	16	22	21	90	P				535												
72	86	79	76	45	41	136																	
3 B	8	24	3 O	10	30	3 A	9	27	3 A	9	27	2 O	10	20	2 O	10	20	6 O	10	60	22	208	9.45

SGPI: SEM-I: 7.50 ; SEM-II: 8.95 ; SEM-III: 9.27 ; SEM-IV: 9.61 ; SEM-V: 9.46 ; SEM-VI: 8.98 ; SEM-VII: 8.66 ; CGPI: 9.03
 CREDITS: SEM-I: 18 ; SEM-II: 20 ; SEM-III: 24 ; SEM-IV: 23 ; SEM-V: 23 ; SEM-VI: 23 ; SEM-VII: 22
 MARKS: SEM-I:468/675; SEM-II:579/725; SEM-III:644/775; SEM-IV:650/775; SEM-V:618/750; SEM-VI:599/775; SEM-VII:521/700; TOTAL: 4614/5825 (79.21%)

6023321 /PAGDHARE VISHRUTA VIJAY SUDHA

36	49	49	59	17	18	47																	
15	10	16	17	20	19	84	P				456												
51	59	65	76	37	37	131																	
3 D	6	18	3 D	6	18	3 C	7	21	3 A	9	27	2 B	8	16	2 B	8	16	6 O	10	60	22	176	8.00

(DIPLOMA STUDENT)

SGPI: SEM-III: 9.46 ; SEM-IV: 9.48 ; SEM-V: 9.39 ; SEM-VI: 6.39 ; SEM-VII: 6.84 ; CGPI: 8.28
 CREDITS: SEM-III: 24 ; SEM-IV: 23 ; SEM-V: 23 ; SEM-VI: 23 ; SEM-VII: 22
 MARKS: SEM-III:647/775; SEM-IV:673/775; SEM-V:618/750; SEM-VI:452/775; SEM-VII:426/700; TOTAL: 3272/4425 (73.94%)

/- FEMALE, #- 0.229, @- 0.5042/0.5043, *- 0.5045, \$- Carried Forward Grade, ~- Dyslexia, A/ABS- Absent, F- Fails, P- Passes

RR- Reserved, RLE- Reserve for Lower Examination, RPV- Provisional, RCC- 0.5050, ADC- Admission Cancelled

G:Grade, GP:Grade Point, C:Credits, C:Sum of Credit Points, CG:Sum of Product of Credits & Grades

SGPI:Semester Grade Performance Index = CG/ C, CGPI:Cumulative Grade Performance Index

% Marks : 80 and Above 75-79.99 70-74.99 60-69.99 50-59.99 45-49.99 40-44.99 Less Than 40

Grade / Gr. Pt. : O / 10 A / 9 B / 8 C / 7 D / 6 E / 5 P / 4 F / 0

Dr. G. T. Thanpi
 PRINCIPAL
 Thadomal Shahani Engineering College
 Bandra (W), Mumbai - 400 050.



SEAT_NO	NAME	<Course-I>	<Course-II>	<Course-III>	<Course-IV>	<Course-V>	<Course-VI>	<Course-VII>	RESULT	REMARK	TOTAL MARKS
		Th(80/32)	Th(80/32)	Th(80/32)	Th(80/32)	Tw(25/10)	Tw(25/10)	Tw(50/20)			OUT OF 650
		In(20/08)	In(20/08)	In(20/08)	In(20/08)	Pr/Or(25/10)	Pr/Or(25/10)	Pr/Or(100/40)			
		Total	Total	Total	Total	Total	Total	Total			
		C G GP C*G	C G GP C*G	C G GP C*G	C G GP C*G	C G GP C*G	C G GP C*G	C G GP C*G	C	CG	SGPI
01. CHC801	MODELLING SIMULATION AND OPTIMIZATION					03. CHDO8052	ADVANCED SEPARATION TECHNOLOGY	06. CHDO8062			BIOTECHNOLOGY
17. ILO8029	ENVIRONMENTAL MANAGEMENT					18. CHL801	MODELLING SIMULATION & OPTIMIZATION LAB	19. CHL802			SOFTWARE APPLICATION IN CHEMICAL ENGINEERING LAB
20. CHP801	MAJOR PROJECT II										

6023322 /RANE SAKSHI SUNIL MANSI

20F	46E	44E	52E	19E	18E	47E					
13E	11E	13E	17E	18E	19E	86E	F				423
--	57	57	69	37	37	133					
- - - -	3 D 6 18	3 D 6 18	3 C 7 21	2 B 8 16	2 B 8 16	6 O 10 60	19	149	--		

(DIPLOMA STUDENT) SGPI: SEM-III: 9.65 ; SEM-IV: 9.61 ; SEM-V: 9.26 ; SEM-VI: 6.65 ; SEM-VII: 6.64 ; CGPI: --
CREDITS: SEM-III: 24 ; SEM-IV: 23 ; SEM-V: 23 ; SEM-VI: 23 ; SEM-VII: 22
MARKS: SEM-III: 653/775; SEM-IV: 683/775; SEM-V: 601/750; SEM-VI: 460/775; SEM-VII: 411/700; TOTAL: --

6023323 /SHAIKH OYAMA AIJAZ SHAIKH SAMINA SHAIKH

49	34	56	67	15	16	47					
17	8	17	16	17	16	84	P				459
66	42	73	83	32	32	131					
3 C 7 21	3 P 4 12	3 B 8 24	3 O 10 30	2 C 7 14	2 C 7 14	6 O 10 60	22	175	7.95		

(DIPLOMA STUDENT) SGPI: SEM-III: 10.00 ; SEM-IV: 9.80 ; SEM-V: 9.26 ; SEM-VI: 7.33 ; SEM-VII: 7.27 ; CGPI: 8.63
CREDITS: SEM-III: 24 ; SEM-IV: 23 ; SEM-V: 23 ; SEM-VI: 23 ; SEM-VII: 22
MARKS: SEM-III: 680/775; SEM-IV: 699/775; SEM-V: 602/750; SEM-VI: 514/775; SEM-VII: 450/700; TOTAL: 3404/4425 (76.93%)

/- FEMALE, #- 0.229, @- 0.5042/0.5043, *- 0.5045, \$- Carried Forward Grade, ~- Dyslexia, A/ABS- Absent, F- Fails, P- Passes
RR- Reserved, RLE- Reserve for Lower Examination, RPV- Provisional, RCC- 0.5050, ADC- Admission Cancelled
G:Grade, GP:Grade Point, C:Credits, C:Sum of Credit Points, CG:Sum of Product of Credits & Grades
SGPI:Semester Grade Performance Index = CG/ C, CGPI:Cumulative Grade Performance Index
% Marks : 80 and Above 75-79.99 70-74.99 60-69.99 50-59.99 45-49.99 40-44.99 Less Than 40
Grade / Gr. Pt. : O / 10 A / 9 B / 8 C / 7 D / 6 E / 5 P / 4 F / 0

Dr. G. T. Thanpi
PRINCIPAL
Thadomal Shahani Engineering College
Bandra (W), Mumbai - 400 050.



Result of Computer Engineering Department



Dr. G. T. Thampi
PRINCIPAL
Thadomal Shahani Engineering College
Bandra (W), Mumbai - 400 050.



SEAT_NO	NAME	<Course-I>	<Course-II>	<Course-III>	<Course-IV>	<Course-V >	<Course-VI>	<Course-VII>	<Course-VIII>	RESULT	REMARK	TOTAL MARKS
		Th(80/32)	Th(80/32)	Th(80/32)	Th(80/32)	Tw(25/10)	Tw(25/10)	Tw(25/10)	Tw(100/40)			OUT OF 700
		In(20/08)	In(20/08)	In(20/08)	In(20/08)	Or(25/10)	Or(25/10)	Or/Pr(25/10)	Or/Pr(50/20)			
		Total	Total	Total	Total	Total	Total	Total	Total			
		C G GP C*G	C G GP C*G	C G GP C*G	C G GP C*G	C G GP C*G	C G GP C*G	C G GP C*G	C G GP C*G	ac	acG	SGPI
01.	CSC801	DISTRIBUTED COMPUTING				04.	CSDC8013	APPLIED DATA SCIENCE		07.	CSDC8023	SOCIAL MEDIA ANALYTICS
08.	ILO8021	PROJECT MANAGEMENT				17.	CSL801	DISTRIBUTED COMPUTING LAB		20.	CSDL8013	APPLIED DATA SCIENCE LAB
23.	CSDL8023	SOCIAL MEDIA ANALYTICS LAB				24.	CSP801	MAJOR PROJECT II				

738535	BAJARIA VEDANT PRASHANT VIBHUTI											
		32	41	51	46	15	15	20	94			
		9	8	10	10	17	20	23	46	P	RLE	457
		41	49	61	56	32	35	43	140			
		3 P 4 12	3 E 5 15	3 C 7 21	3 D 6 18	1 C 7 7	1 B 8 8	1 O 10 10	6 O 10 60	21	151	7.19
		SGPI: SEM-I: 6.72 ; SEM-II: 6.80 ; SEM-III: 9.48 ; SEM-IV: 9.63 ; SEM-V: 9.43 ; SEM-VI: 6.87 ; SEM-VII: -- ; CGPI: --										
		CREDITS: SEM-I: 27 ; SEM-II: 27 ; SEM-III: 23 ; SEM-IV: 24 ; SEM-V: 23 ; SEM-VI: 23 ; SEM-VII: --										
		MARKS: SEM-I:456/750; SEM-II:457/750; SEM-III:647/775; SEM-IV:643/775; SEM-V:635/775; SEM-VI:467/775; SEM-VII:-- ; TOTAL: --										

738536	CHAKRAVARTY YASH SAMEER VANDANA											
		36	33	44	36	19	14	16	79			
		8	9	10	12	22	19	19	39	P	RLE	415
		44	42	54	48	41	33	35	118			
		3 P 4 12	3 P 4 12	3 D 6 18	3 E 5 15	1 O 10 10	1 C 7 7	1 B 8 8	6 A 9 54	21	136	6.48
		SGPI: SEM-I: 6.54 ; SEM-II: 5.93 ; SEM-III: 9.57 ; SEM-IV: 9.13 ; SEM-V: 9.22 ; SEM-VI: 6.83 ; SEM-VII: -- ; CGPI: --										
		CREDITS: SEM-I: 27 ; SEM-II: 27 ; SEM-III: 23 ; SEM-IV: 24 ; SEM-V: 23 ; SEM-VI: 23 ; SEM-VII: --										
		MARKS: SEM-I:452/750; SEM-II:401/750; SEM-III:646/775; SEM-IV:627/775; SEM-V:625/775; SEM-VI:469/775; SEM-VII:-- ; TOTAL: --										

738537	OTWANI LUVKESH RAJU BHAVIKA											
		40	48	58	51	19	20	18	80			
		11	9	12	15	20	19	20	41	P		481
		51	57	70	66	39	39	38	121			
		3 D 6 18	3 D 6 18	3 B 8 24	3 C 7 21	1 A 9 9	1 A 9 9	1 A 9 9	6 O 10 60	21	168	8.00
		SGPI: SEM-I: 5.72 ; SEM-II: 6.30 ; SEM-III: 7.15 ; SEM-IV: 6.93 ; SEM-V: 9.61 ; SEM-VI: 7.70 ; SEM-VII: 7.41 ; CGPI: 7.28										
		CREDITS: SEM-I: 27 ; SEM-II: 27 ; SEM-III: 26 ; SEM-IV: 27 ; SEM-V: 23 ; SEM-VI: 23 ; SEM-VII: 22										
		MARKS: SEM-I:404/750; SEM-II:433/750; SEM-III:461/750; SEM-IV:446/750; SEM-V:642/775; SEM-VI:534/775; SEM-VII:483/725; TOTAL: 3884/5975 (65.00%)										

/- FEMALE, #- 0.229, @- 0.5042/0.5043, *- 0.5045, \$- Carried Forward Grade, ~- Dyslexia, A/ABS- Absent, F- Fails, P- Passes												
RR- Reserved, RLE- Reserve for Lower Examination, RPV- Provisional, RCC- 0.5050, ADC- Admission Cancelled												
G:Grade, GP:Grade Point, C:Credits, ac:Sum of Credit Points, acG:Sum of Product of Credits & Grades												
SGPI:Semester Grade Performance Index = acG/ac, CGPI:Cumulative Grade Performance Index												
% Marks : 80 and Above 75-79.99 70-74.99 60-69.99 50-59.99 45-49.99 40-44.99 Less Than 40												
Grade / Gr. Pt. : O / 10 A / 9 B / 8 C / 7 D / 6 E / 5 P / 4 F / 0												

Dr. G. T. Thampi
PRINCIPAL
Thadomal Shahani Engineering College
Bandra (W), Mumbai - 400 050.



Dr. G. T. Thampi
PRINCIPAL
Thadomal Shahani Engineering College
Bandra (W), Mumbai - 400 050.



SEAT_NO	NAME	<Course-I>	<Course-II>	<Course-III>	<Course-IV>	<Course-V>	<Course-VI>	<Course-VII>	<Course-VIII>	RESULT REMARK	TOTAL MARKS	
		Th(80/32)	Th(80/32)	Th(80/32)	Th(80/32)	Tw(25/10)	Tw(25/10)	Tw(25/10)	Tw(100/40)		OUT OF 700	
		In(20/08)	In(20/08)	In(20/08)	In(20/08)	Or(25/10)	Or(25/10)	Or/Pr(25/10)	Or/Pr(50/20)			
		Total	Total	Total	Total	Total	Total	Total	Total			
		C G GP C*G	C G GP C*G	C G GP C*G	C G GP C*G	C G GP C*G	C G GP C*G	C G GP C*G	C G GP C*G	ãC ãCG SGPI		
01.	CSC801	DISTRIBUTED COMPUTING				04.	CSDC8013	APPLIED DATA SCIENCE		07.	CSDC8023	SOCIAL MEDIA ANALYTICS
09.	ILO8022	FINANCE MANAGEMENT				17.	CSL801	DISTRIBUTED COMPUTING LAB		20.	CSDL8013	APPLIED DATA SCIENCE LAB
23.	CSDL8023	SOCIAL MEDIA ANALYTICS LAB				24.	CSP801	MAJOR PROJECT II				
6029604	BASANTANI ROSHAN ANIL KANCHAN											
		41	53	61	67	21	20	20	87			
		10	14	11	19	21	21	20	43	P	529	
		51	67	72	86	42	41	40	130			
		3 D 6 18	3 C 7 21	3 B 8 24	3 O 10 30	1 O 10 10	1 O 10 10	1 O 10 10	6 O 10 60	21 183 8.71		
		SGPI: SEM-I: 9.06 ; SEM-II: 9.13 ; SEM-III: 9.96 ; SEM-IV: 9.71 ; SEM-V: 9.96 ; SEM-VI: 8.30 ; SEM-VII: 7.95 ; CGPI: 9.11										
		CREDITS: SEM-I: 18 ; SEM-II: 20 ; SEM-III: 23 ; SEM-IV: 24 ; SEM-V: 23 ; SEM-VI: 23 ; SEM-VII: 22										
		MARKS: SEM-I:544/675; SEM-II:600/725; SEM-III:679/775; SEM-IV:656/775; SEM-V:671/775; SEM-VI:574/775; SEM-VII:519/725; TOTAL: 4772/5925 (80.54%)										
6029605	SACHDEV SOHAM KISHORE RESHMA											
		33	54	57	55	18	20	19	88			
		8	14	12	18	19	22	20	43	P	500	
		41	68	69	73	37	42	39	131			
		3 P 4 12	3 C 7 21	3 C 7 21	3 B 8 24	1 B 8 8	1 O 10 10	1 A 9 9	6 O 10 60	21 165 7.86		
		SGPI: SEM-I: 9.00 ; SEM-II: 8.83 ; SEM-III: 9.87 ; SEM-IV: 9.92 ; SEM-V: 9.65 ; SEM-VI: 8.74 ; SEM-VII: 8.05 ; CGPI: 9.02										
		CREDITS: SEM-I: 18 ; SEM-II: 20 ; SEM-III: 23 ; SEM-IV: 24 ; SEM-V: 23 ; SEM-VI: 23 ; SEM-VII: 22										
		MARKS: SEM-I:537/675; SEM-II:552/725; SEM-III:670/775; SEM-IV:666/775; SEM-V:645/775; SEM-VI:588/775; SEM-VII:513/725; TOTAL: 4671/5925 (78.84%)										
6029606	BAFNA ALEX RAKESH PRAMILA											
		58	58	59	57	21	21	22	89			
		12	14	16	20	22	22	19	45	P	555	
		70	72	75	77	43	43	41	134			
		3 B 8 24	3 B 8 24	3 A 9 27	3 A 9 27	1 O 10 10	1 O 10 10	1 O 10 10	6 O 10 60	21 192 9.14		
		SGPI: SEM-I: 8.33 ; SEM-II: 9.55 ; SEM-III: 9.87 ; SEM-IV: 9.88 ; SEM-V: 9.74 ; SEM-VI: 9.61 ; SEM-VII: 7.41 ; CGPI: 9.22										
		CREDITS: SEM-I: 18 ; SEM-II: 20 ; SEM-III: 23 ; SEM-IV: 24 ; SEM-V: 23 ; SEM-VI: 23 ; SEM-VII: 22										
		MARKS: SEM-I:504/675; SEM-II:610/725; SEM-III:663/775; SEM-IV:672/775; SEM-V:661/775; SEM-VI:650/775; SEM-VII:484/725; TOTAL: 4799/5925 (81.00%)										
<p>RR- Reserved, RLE- Reserve for Lower Examination, RPV- Provisional, RCC- O.5050, ADC- Admission Cancelled G:Grade, GP:Grade Point, C:Credits, ãC:Sum of Credit Points, ãCG:Sum of Product of Credits & Grades SGPI:Semester Grade Performance Index = ãCG/ãC, CGPI:Cumulative Grade Performance Index % Marks : 80 and Above 75-79.99 70-74.99 60-69.99 50-59.99 45-49.99 40-44.99 Less Than 40 Grade / Gr. Pt. : O / 10 A / 9 B / 8 C / 7 D / 6 E / 5 P / 4 F / 0</p>												

Dr. G. T. Thanpi
PRINCIPAL
Thadomal Shahani Engineering College
Bandra (W), Mumbai - 400 050.



SEAT_NO	NAME	<Course-I>	<Course-II>	<Course-III>	<Course-IV>	<Course-V>	<Course-VI>	<Course-VII>	<Course-VIII>	RESULT REMARK	TOTAL MARKS OUT OF 700	
		Th(80/32)	Th(80/32)	Th(80/32)	Th(80/32)	Tw(25/10)	Tw(25/10)	Tw(25/10)	Tw(100/40)			
		In(20/08)	In(20/08)	In(20/08)	In(20/08)	Or(25/10)	Or(25/10)	Or/Pr(25/10)	Or/Pr(50/20)			
		Total	Total	Total	Total	Total	Total	Total	Total			
		C G GP C*G	C G GP C*G	C G GP C*G	C G GP C*G	C G GP C*G	C G GP C*G	C G GP C*G	C G GP C*G	ãC ãCG SGPI		
01.	CSC801		DISTRIBUTED COMPUTING			04.	CSDC8013	APPLIED DATA SCIENCE		07.	CSDC8023	SOCIAL MEDIA ANALYTICS
09.	ILO8022		FINANCE MANAGEMENT			17.	CSL801	DISTRIBUTED COMPUTING LAB		20.	CSDL8013	APPLIED DATA SCIENCE LAB
23.	CSDL8023		SOCIAL MEDIA ANALYTICS LAB			24.	CSP801	MAJOR PROJECT II				

6029607 CHAUHAN AARYANSINGH SANTOSHSINGH AARTISINGH

46	47	55	50	22	14	20	85				
9	13	15	19	18	20	22	47	P		502	
55	60	70	69	40	34	42	132				
3 D 6 18	3 C 7 21	3 B 8 24	3 C 7 21	1 O 10 10	1 C 7 7	1 O 10 10	6 O 10 60	21	171	8.14	

SGPI: SEM-I: 8.33 ; SEM-II: 8.50 ; SEM-III: 9.65 ; SEM-IV: 9.58 ; SEM-V: 9.78 ; SEM-VI: 8.43 ; SEM-VII: 7.14 ; CGPI: 8.73
 CREDITS: SEM-I: 18 ; SEM-II: 20 ; SEM-III: 23 ; SEM-IV: 24 ; SEM-V: 23 ; SEM-VI: 23 ; SEM-VII: 22
 MARKS: SEM-I:507/675; SEM-II:543/725; SEM-III:643/775; SEM-IV:631/775; SEM-V:645/775; SEM-VI:582/775; SEM-VII:464/725; TOTAL: 4517/5925 (76.24%)

6029608 /DERE PRANJALI ASHOK JYOTI

22F	43E	57E	53E	19E	18E	20E	76E				
14E	14E	14E	18E	21E	14E	17E	39E	F		459	
--	57	71	71	40	32	37	115				
-- -- --	3 D 6 18	3 B 8 24	3 B 8 24	1 O 10 10	1 C 7 7	1 B 8 8	6 A 9 54	18	145	--	

SGPI: SEM-I: 8.44 ; SEM-II: 8.58 ; SEM-III: 9.65 ; SEM-IV: 9.93 ; SEM-V: 9.43 ; SEM-VI: 8.97 ; SEM-VII: 7.86 ; CGPI: --
 CREDITS: SEM-I: 18 ; SEM-II: 20 ; SEM-III: 23 ; SEM-IV: 24 ; SEM-V: 23 ; SEM-VI: 23 ; SEM-VII: 22
 MARKS: SEM-I:506/675; SEM-II:550/725; SEM-III:652/775; SEM-IV:689/775; SEM-V:656/775; SEM-VI:603/775; SEM-VII:505/725; TOTAL: --

6029609 DHARIA JASH NIMESH PRIYA

43	47	54	54	19	19	20	85				
12	14	16	17	22	22	21	43	P		508	
55	61	70	71	41	41	41	128				
3 D 6 18	3 C 7 21	3 B 8 24	3 B 8 24	1 O 10 10	1 O 10 10	1 O 10 10	6 O 10 60	21	177	8.43	

SGPI: SEM-I: 5.83 ; SEM-II: 7.60 ; SEM-III: 9.43 ; SEM-IV: 9.83 ; SEM-V: 9.91 ; SEM-VI: 9.04 ; SEM-VII: 8.09 ; CGPI: 8.62
 CREDITS: SEM-I: 18 ; SEM-II: 20 ; SEM-III: 23 ; SEM-IV: 24 ; SEM-V: 23 ; SEM-VI: 23 ; SEM-VII: 22
 MARKS: SEM-I:376/675; SEM-II:494/725; SEM-III:645/775; SEM-IV:661/775; SEM-V:662/775; SEM-VI:601/775; SEM-VII:523/725; TOTAL: 4470/5925 (75.44%)

/- FEMALE, #- 0.229, @- 0.5042/0.5043, *- 0.5045, \$- Carried Forward Grade, ~- Dyslexia, A/ABS- Absent, F- Fails, P- Passes

RR- Reserved, RLE- Reserve for Lower Examination, RPV- Provisional, RCC- 0.5050, ADC- Admission Cancelled

G:Grade, GP:Grade Point, C:Credits, ãC:Sum of Credit Points, ãCG:Sum of Product of Credits & Grades

SGPI:Semester Grade Performance Index = ãCG/ãC, CGPI:Cumulative Grade Performance Index

% Marks : 80 and Above 75-79.99 70-74.99 60-69.99 50-59.99 45-49.99 40-44.99 Less Than 40

Grade / Gr. Pt. : O / 10 A / 9 B / 8 C / 7 D / 6 E / 5 P / 4 F / 0

Dr. G. T. Thanpi
 PRINCIPAL
 Thadomal Shahani Engineering College
 Bandra (W), Mumbai - 400 050.



SEAT_NO	NAME	<Course-I>	<Course-II>	<Course-III>	<Course-IV>	<Course-V>	<Course-VI>	<Course-VII>	<Course-VIII>	RESULT REMARK	TOTAL MARKS	
		Th(80/32)	Th(80/32)	Th(80/32)	Th(80/32)	Tw(25/10)	Tw(25/10)	Tw(25/10)	Tw(100/40)		OUT OF 700	
		In(20/08)	In(20/08)	In(20/08)	In(20/08)	Or(25/10)	Or(25/10)	Or/Pr(25/10)	Or/Pr(50/20)			
		Total	Total	Total	Total	Total	Total	Total	Total			
		C G GP C*G	C G GP C*G	C G GP C*G	C G GP C*G	C G GP C*G	C G GP C*G	C G GP C*G	C G GP C*G	ãC ãCG SGPI		
01.	CSC801		DISTRIBUTED COMPUTING			04.	CSDC8013	APPLIED DATA SCIENCE		07.	CSDC8023	SOCIAL MEDIA ANALYTICS
09.	ILO8022		FINANCE MANAGEMENT			17.	CSL801	DISTRIBUTED COMPUTING LAB		20.	CSDL8013	APPLIED DATA SCIENCE LAB
23.	CSDL8023		SOCIAL MEDIA ANALYTICS LAB			24.	CSP801	MAJOR PROJECT II				

6029610 GUPTA YOCHAN NEMICHAND MEENA

59	57	58	54	21	20	21	93				
12	14	15	19	19	24	20	48	P		554	
71	71	73	73	40	44	41	141				
3 B 8 24	3 B 8 24	3 B 8 24	3 B 8 24	1 O 10 10	1 O 10 10	1 O 10 10	6 O 10 60	21	186	8.86	

SGPI: SEM-I: 7.89 ; SEM-II: 8.23 ; SEM-III: 9.57 ; SEM-IV:10.00 ; SEM-V:10.00 ; SEM-VI: 9.43 ; SEM-VII: 8.00 ; CGPI: 9.06
 CREDITS: SEM-I: 18 ; SEM-II: 20 ; SEM-III: 23 ; SEM-IV: 24 ; SEM-V: 23 ; SEM-VI: 23 ; SEM-VII: 22
 MARKS: SEM-I:475/675; SEM-II:536/725; SEM-III:661/775; SEM-IV:662/775; SEM-V:665/775; SEM-VI:625/775; SEM-VII:517/725; TOTAL: 4695/5925 (79.24%)

6029611 HINDUJA KHUSHAL KAILASH TANYA

55	47	62	52	20	15	16	86				
8	10	10	19	16	18	20	47	P		501	
63	57	72	71	36	33	36	133				
3 C 7 21	3 D 6 18	3 B 8 24	3 B 8 24	1 B 8 8	1 C 7 7	1 B 8 8	6 O 10 60	21	170	8.10	

SGPI: SEM-I: 6.97 ; SEM-II: 7.63 ; SEM-III: 8.91 ; SEM-IV: 9.21 ; SEM-V: 8.70 ; SEM-VI: 7.04 ; SEM-VII: 6.68 ; CGPI: 7.95
 CREDITS: SEM-I: 18 ; SEM-II: 20 ; SEM-III: 23 ; SEM-IV: 24 ; SEM-V: 23 ; SEM-VI: 23 ; SEM-VII: 22
 MARKS: SEM-I:428/675; SEM-II:501/725; SEM-III:596/775; SEM-IV:606/775; SEM-V:587/775; SEM-VI:484/775; SEM-VII:423/725; TOTAL: 4126/5925 (69.64%)

6029612 JAIN KEYUL ARVIND SANGEETA

57	65	41	52	23	20	22	80				
14	14	15	18	19	22	21	34	P		517	
71	79	56	70	42	42	43	114				
3 B 8 24	3 A 9 27	3 D 6 18	3 B 8 24	1 O 10 10	1 O 10 10	1 O 10 10	6 A 9 54	21	177	8.43	

SGPI: SEM-I: 7.83 ; SEM-II: 9.50 ; SEM-III: 9.30 ; SEM-IV:10.00 ; SEM-V:10.00 ; SEM-VI: 9.35 ; SEM-VII: 7.32 ; CGPI: 9.01
 CREDITS: SEM-I: 18 ; SEM-II: 20 ; SEM-III: 23 ; SEM-IV: 24 ; SEM-V: 23 ; SEM-VI: 23 ; SEM-VII: 22
 MARKS: SEM-I:471/675; SEM-II:604/725; SEM-III:654/775; SEM-IV:690/775; SEM-V:674/775; SEM-VI:630/775; SEM-VII:480/725; TOTAL: 4720/5925 (79.66%)

/- FEMALE, #- 0.229, @- 0.5042/0.5043, *- 0.5045, \$- Carried Forward Grade, ~- Dyslexia, A/ABS- Absent, F- Fails, P- Passes

RR- Reserved, RLE- Reserve for Lower Examination, RPV- Provisional, RCC- 0.5050, ADC- Admission Cancelled

G:Grade, GP:Grade Point, C:Credits, ãC:Sum of Credit Points, ãCG:Sum of Product of Credits & Grades

SGPI:Semester Grade Performance Index = ãCG/ãC, CGPI:Cumulative Grade Performance Index

% Marks : 80 and Above 75-79.99 70-74.99 60-69.99 50-59.99 45-49.99 40-44.99 Less Than 40

Grade / Gr. Pt. : O / 10 A / 9 B / 8 C / 7 D / 6 E / 5 P / 4 F / 0

Dr. G. T. Thanpi
 PRINCIPAL
 Thadomal Shahani Engineering College
 Bandra (W), Mumbai - 400 050.



Dr. G. T. Thanpi
 PRINCIPAL
 Thadomal Shahani Engineering College
 Bandra (W), Mumbai - 400 050.



SEAT_NO	NAME	<Course-I>	<Course-II>	<Course-III>	<Course-IV>	<Course-V>	<Course-VI>	<Course-VII>	<Course-VIII>	RESULT REMARK	TOTAL MARKS	
		Th(80/32)	Th(80/32)	Th(80/32)	Th(80/32)	Tw(25/10)	Tw(25/10)	Tw(25/10)	Tw(100/40)		OUT OF 700	
		In(20/08)	In(20/08)	In(20/08)	In(20/08)	Or(25/10)	Or(25/10)	Or/Pr(25/10)	Or/Pr(50/20)			
		Total	Total	Total	Total	Total	Total	Total	Total			
		C G GP C*G	C G GP C*G	C G GP C*G	C G GP C*G	C G GP C*G	C G GP C*G	C G GP C*G	C G GP C*G	ãC ãCG SGPI		
01.	CSC801	DISTRIBUTED COMPUTING				04.	CSDC8013	APPLIED DATA SCIENCE		07.	CSDC8023	SOCIAL MEDIA ANALYTICS
09.	ILO8022	FINANCE MANAGEMENT				17.	CSL801	DISTRIBUTED COMPUTING LAB		20.	CSDL8013	APPLIED DATA SCIENCE LAB
23.	CSDL8023	SOCIAL MEDIA ANALYTICS LAB				24.	CSP801	MAJOR PROJECT II				

6029613	KADAM SHUBHAM UDAY SHEETAL											
		50	64	65	50	21	19	21	94			
		13	13	16	19	20	22	22	47	P	556	
		63	77	81	69	41	41	43	141			
		3 C 7 21	3 A 9 27	3 O 10 30	3 C 7 21	1 O 10 10	1 O 10 10	1 O 10 10	6 O 10 60	21 189 9.00		
		SGPI: SEM-I: 8.69 ; SEM-II: 9.60 ; SEM-III:10.00 ; SEM-IV:10.00 ; SEM-V: 9.70 ; SEM-VI: 9.74 ; SEM-VII: 8.73 ; CGPI: 9.46										
		CREDITS: SEM-I: 18 ; SEM-II: 20 ; SEM-III: 23 ; SEM-IV: 24 ; SEM-V: 23 ; SEM-VI: 23 ; SEM-VII: 22										
		MARKS: SEM-I:508/675; SEM-II:610/725; SEM-III:703/775; SEM-IV:682/775; SEM-V:655/775; SEM-VI:634/775; SEM-VII:549/725; TOTAL: 4897/5925 (82.65%)										

6029614	KANGDE VEDANT VILAS APARNA											
		57	61	70	56	19	20	21	91			
		11	13	12	18	18	19	21	47	P	554	
		68	74	82	74	37	39	42	138			
		3 C 7 21	3 B 8 24	3 O 10 30	3 B 8 24	1 B 8 8	1 A 9 9	1 O 10 10	6 O 10 60	21 186 8.86		
		SGPI: SEM-I: 8.39 ; SEM-II: 9.30 ; SEM-III: 9.87 ; SEM-IV:10.00 ; SEM-V: 9.78 ; SEM-VI: 9.61 ; SEM-VII: 8.23 ; CGPI: 9.29										
		CREDITS: SEM-I: 18 ; SEM-II: 20 ; SEM-III: 23 ; SEM-IV: 24 ; SEM-V: 23 ; SEM-VI: 23 ; SEM-VII: 22										
		MARKS: SEM-I:516/675; SEM-II:606/725; SEM-III:681/775; SEM-IV:680/775; SEM-V:651/775; SEM-VI:636/775; SEM-VII:538/725; TOTAL: 4862/5925 (82.06%)										

6029615	KOTHARI JENIL SHARAD MEENA											
		40E	43E	23F	43E	19E	19E	17E	94E			
		8E	11E	11E	16E	17E	20E	20E	47E	F	448	
		48	54	--	59	36	39	37	141			
		3 E 5 15	3 D 6 18	-- -- --	3 D 6 18	1 B 8 8	1 A 9 9	1 B 8 8	6 O 10 60	18 136	--	
		SGPI: SEM-I: 7.81 ; SEM-II: 8.15 ; SEM-III: 9.74 ; SEM-IV: 9.96 ; SEM-V: 9.70 ; SEM-VI: 7.70 ; SEM-VII: 6.14 ; CGPI: --										
		CREDITS: SEM-I: 18 ; SEM-II: 20 ; SEM-III: 23 ; SEM-IV: 24 ; SEM-V: 23 ; SEM-VI: 23 ; SEM-VII: 22										
		MARKS: SEM-I:464/675; SEM-II:515/725; SEM-III:666/775; SEM-IV:667/775; SEM-V:650/775; SEM-VI:536/775; SEM-VII:410/725; TOTAL: --										

/- FEMALE, #- 0.229, @- 0.5042/0.5043, *- 0.5045, \$- Carried Forward Grade, ~- Dyslexia, A/ABS- Absent, F- Fails, P- Passes												
RR- Reserved, RLE- Reserve for Lower Examination, RPV- Provisional, RCC- 0.5050, ADC- Admission Cancelled												
G:Grade, GP:Grade Point, C:Credits, ãC:Sum of Credit Points, ãCG:Sum of Product of Credits & Grades												
SGPI:Semester Grade Performance Index = ãCG/ãC, CGPI:Cumulative Grade Performance Index												
% Marks : 80 and Above 75-79.99 70-74.99 60-69.99 50-59.99 45-49.99 40-44.99 Less Than 40												
Grade / Gr. Pt. : O / 10 A / 9 B / 8 C / 7 D / 6 E / 5 P / 4 F / 0												

Dr. G. T. Thanpi
PRINCIPAL
Thadomal Shahani Engineering College
Bandra (W), Mumbai - 400 050.



SEAT_NO	NAME	<Course-I>	<Course-II>	<Course-III>	<Course-IV>	<Course-V>	<Course-VI>	<Course-VII>	<Course-VIII>	RESULT REMARK	TOTAL MARKS
Th(80/32)	Th(80/32)	Th(80/32)	Th(80/32)	Tw(25/10)	Tw(25/10)	Tw(25/10)	Tw(100/40)			OUT OF 700	
In(20/08)	In(20/08)	In(20/08)	In(20/08)	Or(25/10)	Or(25/10)	Or/Pr(25/10)	Or/Pr(50/20)				
Total	Total	Total	Total	Total	Total	Total	Total				
C G GP C*G	C G GP C*G	C G GP C*G	C G GP C*G	C G GP C*G	C G GP C*G	C G GP C*G	C G GP C*G	C G GP C*G	C G GP C*G	ãC ãCG SGPI	
01. CSC801	DISTRIBUTED COMPUTING					04. CSDC8013	APPLIED DATA SCIENCE		07. CSDC8023	SOCIAL MEDIA ANALYTICS	
09. ILO8022	FINANCE MANAGEMENT					17. CSL801	DISTRIBUTED COMPUTING LAB		20. CSDL8013	APPLIED DATA SCIENCE LAB	
23. CSDL8023	SOCIAL MEDIA ANALYTICS LAB					24. CSP801	MAJOR PROJECT II				

6029616	MAJITHIA CHINMAY AJAY SHILPA										
23F	37E	46E	49E	19E	19E	20E	92E				
8E	9E	9E	15E	20E	20E	20E	47E	F		453	
--	46	55	64	39	39	40	139				
- - - -	3 E 5 15	3 D 6 18	3 C 7 21	1 A 9	9 1 A 9	9 1 O 10 10	6 O 10 60	18 142		--	
SGPI: SEM-I: 7.19 ; SEM-II: 7.93 ; SEM-III: 7.83 ; SEM-IV: 9.50 ; SEM-V: 8.17 ; SEM-VI: 6.91 ; SEM-VII: 6.55 ; CGPI: --											
CREDITS: SEM-I: 18 ; SEM-II: 20 ; SEM-III: 23 ; SEM-IV: 24 ; SEM-V: 23 ; SEM-VI: 23 ; SEM-VII: 22											
MARKS: SEM-I:430/675; SEM-II:507/725; SEM-III:545/775; SEM-IV:627/775; SEM-V:559/775; SEM-VI:479/775; SEM-VII:421/725; TOTAL: --											

6029617	MAKHIJA RAHUL VISHAL PRIYA										
54	58	57	56	21	18	20	92				
15	14	15	16	20	24	20	47	P		547	
69	72	72	72	41	42	40	139				
3 C 7 21	3 B 8 24	3 B 8 24	3 B 8 24	1 O 10 10	1 O 10 10	1 O 10 10	6 O 10 60	21 183 8.71			
SGPI: SEM-I: 7.03 ; SEM-II: 7.63 ; SEM-III: 8.39 ; SEM-IV: 9.83 ; SEM-V: 9.48 ; SEM-VI: 8.04 ; SEM-VII: 7.64 ; CGPI: 8.40											
CREDITS: SEM-I: 18 ; SEM-II: 20 ; SEM-III: 23 ; SEM-IV: 24 ; SEM-V: 23 ; SEM-VI: 23 ; SEM-VII: 22											
MARKS: SEM-I:435/675; SEM-II:498/725; SEM-III:560/775; SEM-IV:649/775; SEM-V:624/775; SEM-VI:546/775; SEM-VII:491/725; TOTAL: 4350/5925 (73.42%)											

6029618	MORE ANIKET AVINASH ASHWINI										
52	39	42	58	22	19	19	93				
15	14	17	18	22	23	22	46	P		521	
67	53	59	76	44	42	41	139				
3 C 7 21	3 D 6 18	3 D 6 18	3 A 9 27	1 O 10 10	1 O 10 10	1 O 10 10	6 O 10 60	21 174 8.29			
SGPI: SEM-I: 9.11 ; SEM-II: 9.45 ; SEM-III:10.00 ; SEM-IV:10.00 ; SEM-V: 9.74 ; SEM-VI: 8.96 ; SEM-VII: 8.05 ; CGPI: 9.22											
CREDITS: SEM-I: 18 ; SEM-II: 20 ; SEM-III: 23 ; SEM-IV: 24 ; SEM-V: 23 ; SEM-VI: 23 ; SEM-VII: 22											
MARKS: SEM-I:542/675; SEM-II:602/725; SEM-III:671/775; SEM-IV:711/775; SEM-V:664/775; SEM-VI:606/775; SEM-VII:527/725; TOTAL: 4844/5925 (81.76%)											

/- FEMALE, #- 0.229, @- 0.5042/0.5043, *- 0.5045, \$- Carried Forward Grade, ~- Dyslexia, A/ABS- Absent, F- Fails, P- Passes											
RR- Reserved, RLE- Reserve for Lower Examination, RPV- Provisional, RCC- 0.5050, ADC- Admission Cancelled											
G:Grade, GP:Grade Point, C:Credits, ãC:Sum of Credit Points, ãCG:Sum of Product of Credits & Grades											
SGPI:Semester Grade Performance Index = ãCG/ãC, CGPI:Cumulative Grade Performance Index											
% Marks : 80 and Above 75-79.99 70-74.99 60-69.99 50-59.99 45-49.99 40-44.99 Less Than 40											
Grade / Gr. Pt. : O / 10 A / 9 B / 8 C / 7 D / 6 E / 5 P / 4 F / 0											

Dr. G. T. Thanpi
PRINCIPAL
Thadomal Shahani Engineering College
Bandra (W), Mumbai - 400 050.



SEAT_NO	NAME	<Course-I>	<Course-II>	<Course-III>	<Course-IV>	<Course-V >	<Course-VI>	<Course-VII>	<Course-VIII>	RESULT REMARK	TOTAL MARKS	
		Th(80/32)	Th(80/32)	Th(80/32)	Th(80/32)	Tw(25/10)	Tw(25/10)	Tw(25/10)	Tw(100/40)		OUT OF 700	
		In(20/08)	In(20/08)	In(20/08)	In(20/08)	Or(25/10)	Or(25/10)	Or/Pr(25/10)	Or/Pr(50/20)			
		Total	Total	Total	Total	Total	Total	Total	Total			
		C G GP C*G	C G GP C*G	C G GP C*G	C G GP C*G	C G GP C*G	C G GP C*G	C G GP C*G	C G GP C*G	ãC ãCG SGPI		
01.	CSC801	DISTRIBUTED COMPUTING				04.	CSDC8013	APPLIED DATA SCIENCE		07.	CSDC8023	SOCIAL MEDIA ANALYTICS
09.	ILO8022	FINANCE MANAGEMENT				17.	CSL801	DISTRIBUTED COMPUTING LAB		20.	CSDL8013	APPLIED DATA SCIENCE LAB
23.	CSDL8023	SOCIAL MEDIA ANALYTICS LAB				24.	CSP801	MAJOR PROJECT II				

6029619	MORE SHYREN VINOD VRUSHALI											
		59	54	62	62	23	19	19	94			
		16	17	18	20	20	24	23	46	P	576	
		75	71	80	82	43	43	42	140			
		3 A 9 27	3 B 8 24	3 O 10 30	3 O 10 30	1 O 10 10	1 O 10 10	1 O 10 10	6 O 10 60	21 201 9.57		
		SGPI: SEM-I: 9.11 ; SEM-II: 9.55 ; SEM-III: 9.96 ; SEM-IV:10.00 ; SEM-V: 9.74 ; SEM-VI: 9.30 ; SEM-VII: 8.59 ; CGPI: 9.49										
		CREDITS: SEM-I: 18 ; SEM-II: 20 ; SEM-III: 23 ; SEM-IV: 24 ; SEM-V: 23 ; SEM-VI: 23 ; SEM-VII: 22										
		MARKS: SEM-I:560/675; SEM-II:611/725; SEM-III:671/775; SEM-IV:709/775; SEM-V:663/775; SEM-VI:615/775; SEM-VII:549/725; TOTAL: 4954/5925 (83.61%)										

01.	CSC801	DISTRIBUTED COMPUTING				02.	CSDC8011	DEEP LEARNING		07.	CSDC8023	SOCIAL MEDIA ANALYTICS
08.	ILO8021	PROJECT MANAGEMENT				17.	CSL801	DISTRIBUTED COMPUTING LAB		18.	CSDL8011	DEEP LEARNING LAB
23.	CSDL8023	SOCIAL MEDIA ANALYTICS LAB				24.	CSP801	MAJOR PROJECT II				

6029620	MUKUL ABHAY AJAY BHAVNA											
		58	64	70	47	19	20	17	92			
		14	19	15	16	21	19	20	47	P	558	
		72	83	85	63	40	39	37	139			
		3 B 8 24	3 O 10 30	3 O 10 30	3 C 7 21	1 O 10 10	1 A 9 9	1 B 8 8	6 O 10 60	21 192 9.14		
		SGPI: SEM-I: 7.89 ; SEM-II: 8.95 ; SEM-III: 9.65 ; SEM-IV: 9.88 ; SEM-V: 9.74 ; SEM-VI: 9.39 ; SEM-VII: 8.14 ; CGPI: 9.14										
		CREDITS: SEM-I: 18 ; SEM-II: 20 ; SEM-III: 23 ; SEM-IV: 24 ; SEM-V: 23 ; SEM-VI: 23 ; SEM-VII: 22										
		MARKS: SEM-I:483/675; SEM-II:570/725; SEM-III:656/775; SEM-IV:694/775; SEM-V:650/775; SEM-VI:633/775; SEM-VII:524/725; TOTAL: 4768/5925 (80.47%)										

01.	CSC801	DISTRIBUTED COMPUTING				04.	CSDC8013	APPLIED DATA SCIENCE		07.	CSDC8023	SOCIAL MEDIA ANALYTICS
09.	ILO8022	FINANCE MANAGEMENT				17.	CSL801	DISTRIBUTED COMPUTING LAB		20.	CSDL8013	APPLIED DATA SCIENCE LAB
23.	CSDL8023	SOCIAL MEDIA ANALYTICS LAB				24.	CSP801	MAJOR PROJECT II				

6029621	/PANJWANI DEVIKA ANIL NANDA											
		57	54	63	32	21	19	20	89			
		14	10	12	17	19	20	20	48	P	515	
		71	64	75	49	40	39	40	137			
		3 B 8 24	3 C 7 21	3 A 9 27	3 E 5 15	1 O 10 10	1 A 9 9	1 O 10 10	6 O 10 60	21 176 8.38		
		SGPI: SEM-I: 7.58 ; SEM-II: 8.48 ; SEM-III: 9.57 ; SEM-IV: 9.96 ; SEM-V: 9.35 ; SEM-VI: 8.43 ; SEM-VII: 7.50 ; CGPI: 8.71										
		CREDITS: SEM-I: 18 ; SEM-II: 20 ; SEM-III: 23 ; SEM-IV: 24 ; SEM-V: 23 ; SEM-VI: 23 ; SEM-VII: 22										
		MARKS: SEM-I:467/675; SEM-II:543/725; SEM-III:632/775; SEM-IV:656/775; SEM-V:606/775; SEM-VI:578/775; SEM-VII:493/725; TOTAL: 4490/5925 (75.78%)										

/- FEMALE, #- 0.229, @- 0.5042/0.5043, *- 0.5045, \$- Carried Forward Grade, -- Dyslexia, A/ABS- Absent, F- Fails, P- Passes												
RR- Reserved, RLE- Reserve for Lower Examination, RPV- Provisional, RCC- 0.5050, ADC- Admission Cancelled												
G:Grade, GP:Grade Point, C:Credits, ãC:Sum of Credit Points, ãCG:Sum of Product of Credits & Grades												
SGPI:Semester Grade Performance Index = ãCG/ãC, CGPI:Cumulative Grade Performance Index												
% Marks : 80 and Above 75-79.99 70-74.99 60-69.99 50-59.99 45-49.99 40-44.99 Less Than 40												
Grade / Gr. Pt. : O / 10 A / 9 B / 8 C / 7 D / 6 E / 5 P / 4 F / 0												

Dr. G. T. Thampi
PRINCIPAL
Thadomal Shahani Engineering College
Bandra (W), Mumbai - 400 050.



Dr. G. T. Thampi
PRINCIPAL
Thadomal Shahani Engineering College
Bandra (W), Mumbai - 400 050.



SEAT_NO	NAME													
<Course-I>	<Course-II>	<Course-III>	<Course-IV>	<Course-V>	<Course-VI>	<Course-VII>	<Course-VIII>	RESULT REMARK			TOTAL MARKS			
Th(80/32)	Th(80/32)	Th(80/32)	Th(80/32)	Tw(25/10)	Tw(25/10)	Tw(25/10)	Tw(100/40)	OUT OF 700						
In(20/08)	In(20/08)	In(20/08)	In(20/08)	Or(25/10)	Or(25/10)	Or/Pr(25/10)	Or/Pr(50/20)							
Total	Total	Total	Total	Total	Total	Total	Total							
C G GP C*G	C G GP C*G	C G GP C*G	C G GP C*G	C G GP C*G	C G GP C*G	C G GP C*G	C G GP C*G	ãC	ãCG	SGPI				
01. CSC801	DISTRIBUTED COMPUTING			04. CSDC8013			APPLIED DATA SCIENCE	07. CSDC8023			SOCIAL MEDIA ANALYTICS			
09. ILO8022	FINANCE MANAGEMENT			17. CSL801			DISTRIBUTED COMPUTING LAB	20. CSDL8013			APPLIED DATA SCIENCE LAB			
23. CSDL8023	SOCIAL MEDIA ANALYTICS LAB			24. CSP801			MAJOR PROJECT II							

6029622	PRAJAPATI ANIRUDH VIJHAY NISHA													
41	62	62	46	22	16	21	85							
15	14	15	20	19	21	22	47	P				528		
56	76	77	66	41	37	43	132							
3 D 6 18	3 A 9 27	3 A 9 27	3 C 7 21	1 O 10 10	1 B 8 8	1 O 10 10	6 O 10 60	21	181	8.62				
SGPI: SEM-I:10.00 ; SEM-II: 9.78 ; SEM-III:10.00 ; SEM-IV:10.00 ; SEM-V: 9.22 ; SEM-VI: 9.04 ; SEM-VII: 8.32 ; CGPI: 9.37														
CREDITS: SEM-I: 18 ; SEM-II: 20 ; SEM-III: 23 ; SEM-IV: 24 ; SEM-V: 23 ; SEM-VI: 23 ; SEM-VII: 22														
MARKS: SEM-I:573/675; SEM-II:626/725; SEM-III:661/775; SEM-IV:670/775; SEM-V:630/775; SEM-VI:616/775; SEM-VII:526/725; TOTAL: 4830/5925 (81.52%)														

6029623	/RAMCHANDANI DISHA MANISH BHAGYASHREE													
47	43	61	59	21	18	22	82							
11	15	10	16	17	23	23	40	P				508		
58	58	71	75	38	41	45	122							
3 D 6 18	3 D 6 18	3 B 8 24	3 A 9 27	1 A 9 9	1 O 10 10	1 O 10 10	6 O 10 60	21	176	8.38				
SGPI: SEM-I: 8.22 ; SEM-II: 9.60 ; SEM-III: 9.09 ; SEM-IV: 9.83 ; SEM-V: 9.52 ; SEM-VI: 9.09 ; SEM-VII: 8.09 ; CGPI: 9.01														
CREDITS: SEM-I: 18 ; SEM-II: 20 ; SEM-III: 23 ; SEM-IV: 24 ; SEM-V: 23 ; SEM-VI: 23 ; SEM-VII: 22														
MARKS: SEM-I:509/675; SEM-II:608/725; SEM-III:616/775; SEM-IV:655/775; SEM-V:638/775; SEM-VI:602/775; SEM-VII:528/725; TOTAL: 4664/5925 (78.72%)														

6029624	RATHI ANIRUDDH RAJESH DEEPALI													
37	38	52	42	22	20	21	86							
15	12	10	11	22	21	22	45	P				476		
52	50	62	53	44	41	43	131							
3 D 6 18	3 D 6 18	3 C 7 21	3 D 6 18	1 O 10 10	1 O 10 10	1 O 10 10	6 O 10 60	21	165	7.86				
SGPI: SEM-I: 6.69 ; SEM-II: 8.23 ; SEM-III: 9.35 ; SEM-IV: 9.63 ; SEM-V: 9.74 ; SEM-VI: 7.26 ; SEM-VII: 6.82 ; CGPI: 8.26														
CREDITS: SEM-I: 18 ; SEM-II: 20 ; SEM-III: 23 ; SEM-IV: 24 ; SEM-V: 23 ; SEM-VI: 23 ; SEM-VII: 22														
MARKS: SEM-I:416/675; SEM-II:541/725; SEM-III:628/775; SEM-IV:647/775; SEM-V:642/775; SEM-VI:513/775; SEM-VII:431/725; TOTAL: 4294/5925 (72.47%)														

/- FEMALE, #- 0.229, @- 0.5042/0.5043, *- 0.5045, \$- Carried Forward Grade, ~- Dyslexia, A/ABS- Absent, F- Fails, P- Passes														
RR- Reserved, RLE- Reserve for Lower Examination, RPV- Provisional, RCC- 0.5050, ADC- Admission Cancelled														
G:Grade, GP:Grade Point, C:Credits, ãC:Sum of Credit Points, ãCG:Sum of Product of Credits & Grades														
SGPI:Semester Grade Performance Index = ãCG/ãC, CGPI:Cumulative Grade Performance Index														
% Marks : 80 and Above 75-79.99 70-74.99 60-69.99 50-59.99 45-49.99 40-44.99 Less Than 40														
Grade / Gr. Pt. : O / 10 A / 9 B / 8 C / 7 D / 6 E / 5 P / 4 F / 0														

Dr. G. T. Thanpi
PRINCIPAL
Thadomal Shahani Engineering College
Bandra (W), Mumbai - 400 050.



SEAT_NO	NAME	<Course-I>	<Course-II>	<Course-III>	<Course-IV>	<Course-V>	<Course-VI>	<Course-VII>	<Course-VIII>	RESULT REMARK	TOTAL MARKS	
		Th(80/32)	Th(80/32)	Th(80/32)	Th(80/32)	Tw(25/10)	Tw(25/10)	Tw(25/10)	Tw(100/40)		OUT OF 700	
		In(20/08)	In(20/08)	In(20/08)	In(20/08)	Or(25/10)	Or(25/10)	Or/Pr(25/10)	Or/Pr(50/20)			
		Total	Total	Total	Total	Total	Total	Total	Total			
		C G GP C*G	C G GP C*G	C G GP C*G	C G GP C*G	C G GP C*G	C G GP C*G	C G GP C*G	C G GP C*G	ãC ãCG SGPI		
01.	CSC801		DISTRIBUTED COMPUTING			04.	CSDC8013	APPLIED DATA SCIENCE		07.	CSDC8023	SOCIAL MEDIA ANALYTICS
09.	ILO8022		FINANCE MANAGEMENT			17.	CSL801	DISTRIBUTED COMPUTING LAB		20.	CSDL8013	APPLIED DATA SCIENCE LAB
23.	CSDL8023		SOCIAL MEDIA ANALYTICS LAB			24.	CSP801	MAJOR PROJECT II				

6029625 RAWLANI NISHANT MAHESH RACHNA

41	56	57	52	19	21	20	94				
10	14	13	18	20	22	22	47	P	RPV	526	
51	70	70	70	39	43	42	141				
3 D 6 18	3 B 8 24	3 B 8 24	3 B 8 24	1 A 9	9 1 O 10	10 1 O 10	10 6 O 10	60	21 179	8.52	

SGPI: SEM-I: 6.47 ; SEM-II: 8.55 ; SEM-III: 9.22 ; SEM-IV: 8.92 ; SEM-V: 8.61 ; SEM-VI: 8.26 ; SEM-VII: 7.59 ; CGPI: 8.32
 CREDITS: SEM-I: 18 ; SEM-II: 20 ; SEM-III: 23 ; SEM-IV: 24 ; SEM-V: 23 ; SEM-VI: 23 ; SEM-VII: 22
 MARKS: SEM-I:408/675; SEM-II:539/725; SEM-III:607/775; SEM-IV:607/775; SEM-V:591/775; SEM-VI:575/775; SEM-VII:499/725; TOTAL: 4352/5925 (73.45%)

6029626 SAHA SRADHANJAN SUMON SMITA

47	47	63	56	21	20	22	89				
13	13	16	18	19	21	22	45	P		532	
60	60	79	74	40	41	44	134				
3 C 7 21	3 C 7 21	3 A 9 27	3 B 8 24	1 O 10	10 1 O 10	10 1 O 10	10 6 O 10	60	21 183	8.71	

SGPI: SEM-I: 7.28 ; SEM-II: 9.10 ; SEM-III: 9.78 ; SEM-IV: 9.79 ; SEM-V: 9.70 ; SEM-VI: 8.70 ; SEM-VII: 7.77 ; CGPI: 8.91
 CREDITS: SEM-I: 18 ; SEM-II: 20 ; SEM-III: 23 ; SEM-IV: 24 ; SEM-V: 23 ; SEM-VI: 23 ; SEM-VII: 22
 MARKS: SEM-I:451/675; SEM-II:582/725; SEM-III:661/775; SEM-IV:685/775; SEM-V:661/775; SEM-VI:598/775; SEM-VII:493/725; TOTAL: 4663/5925 (78.70%)

6029627 SHAH PRIYAM GAUTAM VANLATA

62	68	59	53	22	14	20	91				
11	12	12	19	22	24	20	46	P	RPV	555	
73	80	71	72	44	38	40	137				
3 B 8 24	3 O 10 30	3 B 8 24	3 B 8 24	1 O 10	10 1 A 9	9 1 O 10	10 6 O 10	60	21 191	9.10	

(DIPLOMA STUDENT) SGPI: SEM-III: -- ; SEM-IV: -- ; SEM-V: 8.39 ; SEM-VI: 9.09 ; SEM-VII: 7.73 ; CGPI: 0.00
 CREDITS: SEM-III: -- ; SEM-IV: -- ; SEM-V: 23 ; SEM-VI: 23 ; SEM-VII: 22
 MARKS: SEM-III: -- ; SEM-IV: -- ; SEM-V:583/775; SEM-VI:606/775; SEM-VII:494/725; TOTAL: --

/- FEMALE, #- 0.229, @- 0.5042/0.5043, *- 0.5045, \$- Carried Forward Grade, ~- Dyslexia, A/ABS- Absent, F- Fails, P- Passes

RR- Reserved, RLE- Reserve for Lower Examination, RPV- Provisional, RCC- 0.5050, ADC- Admission Cancelled

G:Grade, GP:Grade Point, C:Credits, ãC:Sum of Credit Points, ãCG:Sum of Product of Credits & Grades

SGPI:Semester Grade Performance Index = ãCG/ãC, CGPI:Cumulative Grade Performance Index

% Marks : 80 and Above 75-79.99 70-74.99 60-69.99 50-59.99 45-49.99 40-44.99 Less Than 40

Grade / Gr. Pt. : O / 10 A / 9 B / 8 C / 7 D / 6 E / 5 P / 4 F / 0

Dr. G. T. Thanpi
 PRINCIPAL
 Thadomal Shahani Engineering College
 Bandra (W), Mumbai - 400 050.



SEAT_NO	NAME	<Course-I>	<Course-II>	<Course-III>	<Course-IV>	<Course-V>	<Course-VI>	<Course-VII>	<Course-VIII>	RESULT REMARK	TOTAL MARKS OUT OF 700	
		Th(80/32)	Th(80/32)	Th(80/32)	Th(80/32)	Tw(25/10)	Tw(25/10)	Tw(25/10)	Tw(100/40)			
		In(20/08)	In(20/08)	In(20/08)	In(20/08)	Or(25/10)	Or(25/10)	Or/Pr(25/10)	Or/Pr(50/20)			
		Total	Total	Total	Total	Total	Total	Total	Total			
		C G GP C*G	C G GP C*G	C G GP C*G	C G GP C*G	C G GP C*G	C G GP C*G	C G GP C*G	C G GP C*G	ãC ãCG SGPI		
01.	CSC801		DISTRIBUTED COMPUTING			04.	CSDC8013	APPLIED DATA SCIENCE		07.	CSDC8023	SOCIAL MEDIA ANALYTICS
09.	ILO8022		FINANCE MANAGEMENT			17.	CSL801	DISTRIBUTED COMPUTING LAB		20.	CSDL8013	APPLIED DATA SCIENCE LAB
23.	CSDL8023		SOCIAL MEDIA ANALYTICS LAB			24.	CSP801	MAJOR PROJECT II				

6029628 /SHAH RIDDHI KETAN PARUL

65	61	58	58	15	16	19	94				
14	16	19	19	22	24	21	46	P		567	
79	77	77	77	37	40	40	140				
3 A 9 27	3 A 9 27	3 A 9 27	3 A 9 27	1 B 8 8	1 O 10 10	1 O 10 10	6 O 10 60	21	196	9.33	
SGPI: SEM-I:10.00 ; SEM-II: 9.85 ; SEM-III: 9.96 ; SEM-IV:10.00 ; SEM-V: 9.78 ; SEM-VI: 9.83 ; SEM-VII: 8.14 ; CGPI: 9.61											
CREDITS: SEM-I: 18 ; SEM-II: 20 ; SEM-III: 23 ; SEM-IV: 24 ; SEM-V: 23 ; SEM-VI: 23 ; SEM-VII: 22											
MARKS: SEM-I:596/675; SEM-II:631/725; SEM-III:692/775; SEM-IV:697/775; SEM-V:677/775; SEM-VI:651/775; SEM-VII:511/725; TOTAL: 5022/5925 (84.76%)											

6029629 SHAIKH HAMZAH SHERIFF AHMER SHERIFF SHAISTA

64	68	70	58	23	23	24	95				
18	17	18	20	23	23	23	47	P		614	
82	85	88	78	46	46	47	142				
3 O 10 30	3 O 10 30	3 O 10 30	3 A 9 27	1 O 10 10	1 O 10 10	1 O 10 10	6 O 10 60	21	207	9.86	
SGPI: SEM-I: 9.83 ; SEM-II:10.00 ; SEM-III:10.00 ; SEM-IV: 9.50 ; SEM-V:10.00 ; SEM-VI:10.00 ; SEM-VII: 9.45 ; CGPI: 9.83											
CREDITS: SEM-I: 18 ; SEM-II: 20 ; SEM-III: 23 ; SEM-IV: 24 ; SEM-V: 23 ; SEM-VI: 23 ; SEM-VII: 22											
MARKS: SEM-I:592/675; SEM-II:638/725; SEM-III:676/775; SEM-IV:649/775; SEM-V:684/775; SEM-VI:679/775; SEM-VII:590/725; TOTAL: 5122/5925 (86.45%)											

6029630 SHARMA CHIRAG MUKESH DHANWANTI

45	41	42	45	21	18	20	82				
13	15	12	19	17	23	23	40	P		476	
58	56	54	64	38	41	43	122				
3 D 6 18	3 D 6 18	3 D 6 18	3 C 7 21	1 A 9 9	1 O 10 10	1 O 10 10	6 O 10 60	21	164	7.81	
SGPI: SEM-I: 8.50 ; SEM-II: 8.55 ; SEM-III: 9.87 ; SEM-IV:10.00 ; SEM-V: 9.91 ; SEM-VI: 9.22 ; SEM-VII: 7.68 ; CGPI: 8.99											
CREDITS: SEM-I: 18 ; SEM-II: 20 ; SEM-III: 23 ; SEM-IV: 24 ; SEM-V: 23 ; SEM-VI: 23 ; SEM-VII: 22											
MARKS: SEM-I:517/675; SEM-II:541/725; SEM-III:694/775; SEM-IV:686/775; SEM-V:665/775; SEM-VI:605/775; SEM-VII:491/725; TOTAL: 4675/5925 (78.90%)											

/- FEMALE, #- 0.229, @- 0.5042/0.5043, *- 0.5045, \$- Carried Forward Grade, ~- Dyslexia, A/ABS- Absent, F- Fails, P- Passes

RR- Reserved, RLE- Reserve for Lower Examination, RPV- Provisional, RCC- 0.5050, ADC- Admission Cancelled

G:Grade, GP:Grade Point, C:Credits, ãC:Sum of Credit Points, ãCG:Sum of Product of Credits & Grades

SGPI:Semester Grade Performance Index = ãCG/ãC, CGPI:Cumulative Grade Performance Index

% Marks : 80 and Above 75-79.99 70-74.99 60-69.99 50-59.99 45-49.99 40-44.99 Less Than 40

Grade / Gr. Pt. : O / 10 A / 9 B / 8 C / 7 D / 6 E / 5 P / 4 F / 0

Dr. G. T. Thampi
PRINCIPAL
Thadomal Shahani Engineering College
Bandra (W), Mumbai - 400 050.



Dr. G. T. Thampi
PRINCIPAL
Thadomal Shahani Engineering College
Bandra (W), Mumbai - 400 050.



SEAT_NO	NAME	<Course-I>	<Course-II>	<Course-III>	<Course-IV>	<Course-V>	<Course-VI>	<Course-VII>	<Course-VIII>	RESULT REMARK	TOTAL MARKS	
		Th(80/32)	Th(80/32)	Th(80/32)	Th(80/32)	Tw(25/10)	Tw(25/10)	Tw(25/10)	Tw(100/40)		OUT OF 700	
		In(20/08)	In(20/08)	In(20/08)	In(20/08)	Or(25/10)	Or(25/10)	Or/Pr(25/10)	Or/Pr(50/20)			
		Total	Total	Total	Total	Total	Total	Total	Total			
		C G GP C*G	C G GP C*G	C G GP C*G	C G GP C*G	C G GP C*G	C G GP C*G	C G GP C*G	C G GP C*G	ãC ãCG SGPI		
01.	CSC801	DISTRIBUTED COMPUTING				04.	CSDC8013	APPLIED DATA SCIENCE		07.	CSDC8023	SOCIAL MEDIA ANALYTICS
09.	ILO8022	FINANCE MANAGEMENT				17.	CSL801	DISTRIBUTED COMPUTING LAB		20.	CSDL8013	APPLIED DATA SCIENCE LAB
23.	CSDL8023	SOCIAL MEDIA ANALYTICS LAB				24.	CSP801	MAJOR PROJECT II				

6029631	SHETTY CHIRAYU UDAY ROHINI											
		45	44	58	45	22	14	16	85			
		9	10	13	17	21	17	22	47	P	485	
		54	54	71	62	43	31	38	132			
		3 D 6 18	3 D 6 18	3 B 8 24	3 C 7 21	1 O 10 10	1 C 7 7	1 A 9 9	6 O 10 60	21 167 7.95		
		SGPI: SEM-I: 7.39 ; SEM-II: 7.95 ; SEM-III: 9.30 ; SEM-IV: 9.92 ; SEM-V: 9.78 ; SEM-VI: 8.30 ; SEM-VII: 7.41 ; CGPI: 8.55										
		CREDITS: SEM-I: 18 ; SEM-II: 23 ; SEM-III: 23 ; SEM-IV: 24 ; SEM-V: 23 ; SEM-VI: 23 ; SEM-VII: 22										
		MARKS: SEM-I:445/675; SEM-II:505/725; SEM-III:647/775; SEM-IV:664/775; SEM-V:664/775; SEM-VI:566/775; SEM-VII:483/725; TOTAL: 4459/5925 (75.26%)										

6029632	TAHILIANEY DHRUV ANIL MADHURI											
		48	48	37	51	22	14	16	90			
		10	11	14	17	21	19	19	46	P	483	
		58	59	51	68	43	33	35	136			
		3 D 6 18	3 D 6 18	3 D 6 18	3 C 7 21	1 O 10 10	1 C 7 7	1 B 8 8	6 O 10 60	21 160 7.62		
		SGPI: SEM-I: 7.00 ; SEM-II: 7.50 ; SEM-III: 9.00 ; SEM-IV: 9.75 ; SEM-V: 9.87 ; SEM-VI: 8.09 ; SEM-VII: 7.55 ; CGPI: 8.37										
		CREDITS: SEM-I: 18 ; SEM-II: 20 ; SEM-III: 23 ; SEM-IV: 24 ; SEM-V: 23 ; SEM-VI: 23 ; SEM-VII: 22										
		MARKS: SEM-I:431/675; SEM-II:485/725; SEM-III:618/775; SEM-IV:655/775; SEM-V:657/775; SEM-VI:555/775; SEM-VII:486/725; TOTAL: 4370/5925 (73.76%)										

01.	CSC801	DISTRIBUTED COMPUTING				04.	CSDC8013	APPLIED DATA SCIENCE		07.	CSDC8023	SOCIAL MEDIA ANALYTICS
08.	ILO8021	PROJECT MANAGEMENT				17.	CSL801	DISTRIBUTED COMPUTING LAB		20.	CSDL8013	APPLIED DATA SCIENCE LAB
23.	CSDL8023	SOCIAL MEDIA ANALYTICS LAB				24.	CSP801	MAJOR PROJECT II				

6029633	TEKWANI DHANESH VIJAY PRIYA											
		52	52	55	50	22	15	20	84			
		10	12	12	13	17	17	20	47	P	498	
		62	64	67	63	39	32	40	131			
		3 C 7 21	3 C 7 21	3 C 7 21	3 C 7 21	1 A 9 9	1 C 7 7	1 O 10 10	6 O 10 60	21 170 8.10		
		SGPI: SEM-I: 8.06 ; SEM-II: 7.45 ; SEM-III: 9.61 ; SEM-IV: 9.50 ; SEM-V: 9.43 ; SEM-VI: 7.43 ; SEM-VII: 6.86 ; CGPI: 8.34										
		CREDITS: SEM-I: 18 ; SEM-II: 20 ; SEM-III: 23 ; SEM-IV: 24 ; SEM-V: 23 ; SEM-VI: 23 ; SEM-VII: 22										
		MARKS: SEM-I:477/675; SEM-II:481/725; SEM-III:636/775; SEM-IV:645/775; SEM-V:625/775; SEM-VI:507/775; SEM-VII:460/725; TOTAL: 4329/5925 (73.06%)										

/- FEMALE, #- 0.229, @- 0.5042/0.5043, *- 0.5045, \$- Carried Forward Grade, -- Dyslexia, A/ABS- Absent, F- Fails, P- Passes												
RR- Reserved, RLE- Reserve for Lower Examination, RPV- Provisional, RCC- 0.5050, ADC- Admission Cancelled												
G:Grade, GP:Grade Point, C:Credits, ãC:Sum of Credit Points, ãCG:Sum of Product of Credits & Grades												
SGPI:Semester Grade Performance Index = ãCG/ãC, CGPI:Cumulative Grade Performance Index												
% Marks : 80 and Above 75-79.99 70-74.99 60-69.99 50-59.99 45-49.99 40-44.99 Less Than 40												
Grade / Gr. Pt. : O / 10 A / 9 B / 8 C / 7 D / 6 E / 5 P / 4 F / 0												

Dr. G. T. Thanpi
PRINCIPAL
Thadomal Shahani Engineering College
Bandra (W), Mumbai - 400 050.



SEAT_NO	NAME	<Course-I>	<Course-II>	<Course-III>	<Course-IV>	<Course-V>	<Course-VI>	<Course-VII>	<Course-VIII>	RESULT REMARK	TOTAL MARKS	
		Th(80/32)	Th(80/32)	Th(80/32)	Th(80/32)	Tw(25/10)	Tw(25/10)	Tw(25/10)	Tw(100/40)		OUT OF 700	
		In(20/08)	In(20/08)	In(20/08)	In(20/08)	Or(25/10)	Or(25/10)	Or/Pr(25/10)	Or/Pr(50/20)			
		Total	Total	Total	Total	Total	Total	Total	Total			
		C G GP C*G	C G GP C*G	C G GP C*G	C G GP C*G	C G GP C*G	C G GP C*G	C G GP C*G	C G GP C*G	ãC ãCG SGPI		
01.	CSC801	DISTRIBUTED COMPUTING				04.	CSDC8013	APPLIED DATA SCIENCE		07.	CSDC8023	SOCIAL MEDIA ANALYTICS
09.	ILO8022	FINANCE MANAGEMENT				17.	CSL801	DISTRIBUTED COMPUTING LAB		20.	CSDL8013	APPLIED DATA SCIENCE LAB
23.	CSDL8023	SOCIAL MEDIA ANALYTICS LAB				24.	CSP801	MAJOR PROJECT II				

6029634 VARMA MOHIT OMPRAKASH RADHA

61	59	59	54	16	17	19	86				
18	16	18	20	20	20	22	45	P		550	
79	75	77	74	36	37	41	131				
3 A 9 27	3 A 9 27	3 A 9 27	3 B 8 24	1 B 8 8	1 B 8 8	1 O 10 10	6 O 10 60	21	191	9.10	

SGPI: SEM-I: 9.44 ; SEM-II: 9.55 ; SEM-III: 9.30 ; SEM-IV: 9.46 ; SEM-V: 9.74 ; SEM-VI: 9.35 ; SEM-VII: 8.77 ; CGPI: 9.34
 CREDITS: SEM-I: 18 ; SEM-II: 20 ; SEM-III: 23 ; SEM-IV: 24 ; SEM-V: 23 ; SEM-VI: 23 ; SEM-VII: 22
 MARKS: SEM-I:562/675; SEM-II:614/725; SEM-III:627/775; SEM-IV:660/775; SEM-V:664/775; SEM-VI:612/775; SEM-VII:549/725; TOTAL: 4838/5925 (81.65%)

01.	CSC801	DISTRIBUTED COMPUTING				04.	CSDC8013	APPLIED DATA SCIENCE		07.	CSDC8023	SOCIAL MEDIA ANALYTICS
08.	ILO8021	PROJECT MANAGEMENT				17.	CSL801	DISTRIBUTED COMPUTING LAB		20.	CSDL8013	APPLIED DATA SCIENCE LAB
23.	CSDL8023	SOCIAL MEDIA ANALYTICS LAB				24.	CSP801	MAJOR PROJECT II				

6029635 THAKARE PRATIK NITIN JAYSHRI

36	43	54	42	13	15	18	88				
15	13	13	15	19	23	20	48	P	RPV	475	
51	56	67	57	32	38	38	136				
3 D 6 18	3 D 6 18	3 C 7 21	3 D 6 18	1 C 7 7	1 A 9 9	1 A 9 9	6 O 10 60	21	160	7.62	

(DIPLOMA STUDENT)

SGPI: SEM-III: 9.61 ; SEM-IV: 9.88 ; SEM-V: 9.61 ; SEM-VI: 7.39 ; SEM-VII: 7.32 ; CGPI: 8.60
 CREDITS: SEM-III: 23 ; SEM-IV: 24 ; SEM-V: 23 ; SEM-VI: 23 ; SEM-VII: 22
 MARKS: SEM-III:636/775; SEM-IV:661/775; SEM-V:640/775; SEM-VI:498/775; SEM-VII:476/725; TOTAL: 3386/4525 (74.83%)

6029636 AGASHE AMOGH DATTATRAY SUKHADA

59	65	65	52	22	21	20	89				
15	17	17	14	23	24	22	45	P		570	
74	82	82	66	45	45	42	134				
3 B 8 24	3 O 10 30	3 O 10 30	3 C 7 21	1 O 10 10	1 O 10 10	1 O 10 10	6 O 10 60	21	195	9.29	

SGPI: SEM-I: 9.00 ; SEM-II:10.00 ; SEM-III:10.00 ; SEM-IV:10.00 ; SEM-V:10.00 ; SEM-VI: 9.87 ; SEM-VII: 8.91 ; CGPI: 9.66
 CREDITS: SEM-I: 18 ; SEM-II: 20 ; SEM-III: 23 ; SEM-IV: 24 ; SEM-V: 23 ; SEM-VI: 23 ; SEM-VII: 22
 MARKS: SEM-I:539/675; SEM-II:641/725; SEM-III:711/775; SEM-IV:694/775; SEM-V:686/775; SEM-VI:672/775; SEM-VII:567/725; TOTAL: 5080/5925 (85.74%)

/- FEMALE, #- 0.229, @- 0.5042/0.5043, *- 0.5045, \$- Carried Forward Grade, -- Dyslexia, A/ABS- Absent, F- Fails, P- Passes

RR- Reserved, RLE- Reserve for Lower Examination, RPV- Provisional, RCC- 0.5050, ADC- Admission Cancelled

G:Grade, GP:Grade Point, C:Credits, ãC:Sum of Credit Points, ãCG:Sum of Product of Credits & Grades

SGPI:Semester Grade Performance Index = ãCG/ãC, CGPI:Cumulative Grade Performance Index

% Marks : 80 and Above 75-79.99 70-74.99 60-69.99 50-59.99 45-49.99 40-44.99 Less Than 40

Grade / Gr. Pt. : O / 10 A / 9 B / 8 C / 7 D / 6 E / 5 P / 4 F / 0

Dr. G. T. Thanpi
 PRINCIPAL
 Thadomal Shahani Engineering College
 Bandra (W), Mumbai - 400 050.



SEAT_NO	NAME	<Course-I>	<Course-II>	<Course-III>	<Course-IV>	<Course-V>	<Course-VI>	<Course-VII>	<Course-VIII>	RESULT	REMARK	TOTAL MARKS
		Th(80/32)	Th(80/32)	Th(80/32)	Th(80/32)	Tw(25/10)	Tw(25/10)	Tw(25/10)	Tw(100/40)			OUT OF 700
		In(20/08)	In(20/08)	In(20/08)	In(20/08)	Or(25/10)	Or(25/10)	Or/Pr(25/10)	Or/Pr(50/20)			
		Total	Total	Total	Total	Total	Total	Total	Total			
		C G GP C*G	C G GP C*G	C G GP C*G	C G GP C*G	C G GP C*G	C G GP C*G	C G GP C*G	C G GP C*G	ãC	ãCG	SGPI
01.	CSC801		DISTRIBUTED COMPUTING			04.	CSDC8013	APPLIED DATA SCIENCE		07.	CSDC8023	SOCIAL MEDIA ANALYTICS
08.	ILO8021		PROJECT MANAGEMENT			17.	CSL801	DISTRIBUTED COMPUTING LAB		20.	CSDL8013	APPLIED DATA SCIENCE LAB
23.	CSDL8023		SOCIAL MEDIA ANALYTICS LAB			24.	CSP801	MAJOR PROJECT II				

6029637	AHUJA ABHISHEK MANISH RITIKA											
		58	58	49	59	20	21	19	92			
		12	14	14	15	21	20	20	47	P		539
		70	72	63	74	41	41	39	139			
		3 B 8 24	3 B 8 24	3 C 7 21	3 B 8 24	1 O 10 10	1 O 10 10	1 A 9 9	6 O 10 60	21	182	8.67
		SGPI: SEM-I: 7.56 ; SEM-II: 9.15 ; SEM-III: 9.87 ; SEM-IV: 10.00 ; SEM-V: 9.43 ; SEM-VI: 8.83 ; SEM-VII: 8.14 ; CGPI: 9.01										
		CREDITS: SEM-I: 18 ; SEM-II: 20 ; SEM-III: 23 ; SEM-IV: 24 ; SEM-V: 23 ; SEM-VI: 23 ; SEM-VII: 22										
		MARKS: SEM-I:462/675; SEM-II:572/725; SEM-III:647/775; SEM-IV:661/775; SEM-V:637/775; SEM-VI:601/775; SEM-VII:533/725; TOTAL: 4652/5925 (78.51%)										

6029638	/AJWANI AMISHA MANOJ BHAVNA											
		36	33	37	45	18	15	18	91			
		14	16	15	15	19	22	21	47	P		462
		50	49	52	60	37	37	39	138			
		3 D 6 18	3 E 5 15	3 D 6 18	3 C 7 21	1 B 8 8	1 B 8 8	1 A 9 9	6 O 10 60	21	157	7.48
		(DIPLOMA STUDENT) SGPI: SEM-III: 9.74 ; SEM-IV: 9.88 ; SEM-V: 9.96 ; SEM-VI: 8.43 ; SEM-VII: 7.68 ; CGPI: 8.90										
		CREDITS: SEM-III: 23 ; SEM-IV: 24 ; SEM-V: 23 ; SEM-VI: 23 ; SEM-VII: 22										
		MARKS: SEM-III:664/775; SEM-IV:682/775; SEM-V:673/775; SEM-VI:581/775; SEM-VII:505/725; TOTAL: 3567/4525 (78.83%)										

6029639	/AMIN SHREYA VINOD SUREKHA											
		45	51	61	36	22	21	21	86			
		14	15	15	14	18	23	20	44	P		506
		59	66	76	50	40	44	41	130			
		3 D 6 18	3 C 7 21	3 A 9 27	3 D 6 18	1 O 10 10	1 O 10 10	1 O 10 10	6 O 10 60	21	174	8.29
		SGPI: SEM-I: 8.44 ; SEM-II: 9.60 ; SEM-III: 9.35 ; SEM-IV: 9.35 ; SEM-V: 9.57 ; SEM-VI: 8.67 ; SEM-VII: 7.91 ; CGPI: 8.91										
		CREDITS: SEM-I: 18 ; SEM-II: 20 ; SEM-III: 23 ; SEM-IV: 24 ; SEM-V: 23 ; SEM-VI: 23 ; SEM-VII: 22										
		MARKS: SEM-I:510/675; SEM-II:608/725; SEM-III:636/775; SEM-IV:638/775; SEM-V:631/775; SEM-VI:600/775; SEM-VII:501/725; TOTAL: 4630/5925 (78.14%)										

/- FEMALE, #- 0.229, @- 0.5042/0.5043, *- 0.5045, \$- Carried Forward Grade, ~- Dyslexia, A/ABS- Absent, F- Fails, P- Passes												
RR- Reserved, RLE- Reserve for Lower Examination, RPV- Provisional, RCC- 0.5050, ADC- Admission Cancelled												
G:Grade, GP:Grade Point, C:Credits, ãC:Sum of Credit Points, ãCG:Sum of Product of Credits & Grades												
SGPI:Semester Grade Performance Index = ãCG/ãC, CGPI:Cumulative Grade Performance Index												
% Marks : 80 and Above 75-79.99 70-74.99 60-69.99 50-59.99 45-49.99 40-44.99 Less Than 40												
Grade / Gr. Pt. : O / 10 A / 9 B / 8 C / 7 D / 6 E / 5 P / 4 F / 0												

Dr. G. T. Thanpi
PRINCIPAL
Thadomal Shahani Engineering College
Bandra (W), Mumbai - 400 050.



SEAT_NO	NAME	<Course-I>	<Course-II>	<Course-III>	<Course-IV>	<Course-V>	<Course-VI>	<Course-VII>	<Course-VIII>	RESULT REMARK	TOTAL MARKS	
		Th(80/32)	Th(80/32)	Th(80/32)	Th(80/32)	Tw(25/10)	Tw(25/10)	Tw(25/10)	Tw(100/40)		OUT OF 700	
		In(20/08)	In(20/08)	In(20/08)	In(20/08)	Or(25/10)	Or(25/10)	Or/Pr(25/10)	Or/Pr(50/20)			
		Total	Total	Total	Total	Total	Total	Total	Total			
		C G GP C*G	C G GP C*G	C G GP C*G	C G GP C*G	C G GP C*G	C G GP C*G	C G GP C*G	C G GP C*G	ãC ãCG SGPI		
01.	CSC801		DISTRIBUTED COMPUTING			04.	CSDC8013	APPLIED DATA SCIENCE		07.	CSDC8023	SOCIAL MEDIA ANALYTICS
08.	ILO8021		PROJECT MANAGEMENT			17.	CSL801	DISTRIBUTED COMPUTING LAB		20.	CSDL8013	APPLIED DATA SCIENCE LAB
23.	CSDL8023		SOCIAL MEDIA ANALYTICS LAB			24.	CSP801	MAJOR PROJECT II				

6029640 ARORA PRANAY RAJESH ANITA

54	53	47	42	21	20	21	85			
10	15	16	12	18	24	21	43	P		502
64	68	63	54	39	44	42	128			
3 C 7 21	3 C 7 21	3 C 7 21	3 D 6 18	1 A 9	9 1 O 10	10 1 O 10 10	6 O 10 60	21	170	8.10

SGPI: SEM-I: 8.72 ; SEM-II: 8.95 ; SEM-III: 9.30 ; SEM-IV: 9.75 ; SEM-V: 9.74 ; SEM-VI: 8.43 ; SEM-VII: 7.18 ; CGPI: 8.79
 CREDITS: SEM-I: 18 ; SEM-II: 20 ; SEM-III: 23 ; SEM-IV: 24 ; SEM-V: 23 ; SEM-VI: 23 ; SEM-VII: 22
 MARKS: SEM-I:536/675; SEM-II:572/725; SEM-III:635/775; SEM-IV:637/775; SEM-V:656/775; SEM-VI:580/775; SEM-VII:468/725; TOTAL: 4586/5925 (77.40%)

6029641 AYYAMOLIA SAATHVIK VENKATESH SULAKSSHANA

38	58	48	48	13	19	19	87			
9	8	14	13	20	21	17	44	P	RLE	476
47	66	62	61	33	40	36	131			
3 E 5 15	3 C 7 21	3 C 7 21	3 C 7 21	1 C 7 7	1 O 10 10	1 B 8 8	6 O 10 60	21	163	7.76

SGPI: SEM-I: 7.31 ; SEM-II: 7.60 ; SEM-III: 9.26 ; SEM-IV: 9.54 ; SEM-V: 9.17 ; SEM-VI: 6.96 ; SEM-VII: -- ; CGPI: --
 CREDITS: SEM-I: 18 ; SEM-II: 20 ; SEM-III: 23 ; SEM-IV: 24 ; SEM-V: 23 ; SEM-VI: 23 ; SEM-VII: --
 MARKS: SEM-I:446/675; SEM-II:492/725; SEM-III:641/775; SEM-IV:631/775; SEM-V:629/775; SEM-VI:496/775; SEM-VII:-- ; TOTAL: --

6029642 /BADAMI REEM MUNNAWAR MONIKA

56	57	61	59	21	21	19	93			
15	15	17	18	17	23	19	47	P		558
71	72	78	77	38	44	38	140			
3 B 8 24	3 B 8 24	3 A 9 27	3 A 9 27	1 A 9	9 1 O 10	10 1 A 9 9	6 O 10 60	21	190	9.05

SGPI: SEM-I: 8.33 ; SEM-II: 9.45 ; SEM-III: 9.70 ; SEM-IV:10.00 ; SEM-V:10.00 ; SEM-VI: 9.87 ; SEM-VII: 9.27 ; CGPI: 9.50
 CREDITS: SEM-I: 18 ; SEM-II: 20 ; SEM-III: 23 ; SEM-IV: 24 ; SEM-V: 23 ; SEM-VI: 23 ; SEM-VII: 22
 MARKS: SEM-I:513/675; SEM-II:597/725; SEM-III:659/775; SEM-IV:685/775; SEM-V:681/775; SEM-VI:665/775; SEM-VII:571/725; TOTAL: 4929/5925 (83.19%)

/- FEMALE, #- 0.229, @- 0.5042/0.5043, *- 0.5045, \$- Carried Forward Grade, -- Dyslexia, A/ABS- Absent, F- Fails, P- Passes

RR- Reserved, RLE- Reserve for Lower Examination, RPV- Provisional, RCC- 0.5050, ADC- Admission Cancelled

G:Grade, GP:Grade Point, C:Credits, ãC:Sum of Credit Points, ãCG:Sum of Product of Credits & Grades

SGPI:Semester Grade Performance Index = ãCG/ãC, CGPI:Cumulative Grade Performance Index

% Marks : 80 and Above 75-79.99 70-74.99 60-69.99 50-59.99 45-49.99 40-44.99 Less Than 40

Grade / Gr. Pt. : O / 10 A / 9 B / 8 C / 7 D / 6 E / 5 P / 4 F / 0

Dr. G. T. Thampi
 PRINCIPAL
 Thadomal Shahani Engineering College
 Bandra (W), Mumbai - 400 050.



Dr. G. T. Thampi
 PRINCIPAL
 Thadomal Shahani Engineering College
 Bandra (W), Mumbai - 400 050.



SEAT_NO	NAME	<Course-I>	<Course-II>	<Course-III>	<Course-IV>	<Course-V >	<Course-VI>	<Course-VII>	<Course-VIII>	RESULT REMARK	TOTAL MARKS	
		Th(80/32)	Th(80/32)	Th(80/32)	Th(80/32)	Tw(25/10)	Tw(25/10)	Tw(25/10)	Tw(100/40)		OUT OF 700	
		In(20/08)	In(20/08)	In(20/08)	In(20/08)	Or(25/10)	Or(25/10)	Or/Pr(25/10)	Or/Pr(50/20)			
		Total	Total	Total	Total	Total	Total	Total	Total			
		C G GP C*G	C G GP C*G	C G GP C*G	C G GP C*G	C G GP C*G	C G GP C*G	C G GP C*G	C G GP C*G	ãC ãCG SGPI		
01.	CSC801		DISTRIBUTED COMPUTING			04.	CSDC8013	APPLIED DATA SCIENCE		07.	CSDC8023	SOCIAL MEDIA ANALYTICS
08.	ILO8021		PROJECT MANAGEMENT			17.	CSL801	DISTRIBUTED COMPUTING LAB		20.	CSDL8013	APPLIED DATA SCIENCE LAB
23.	CSDL8023		SOCIAL MEDIA ANALYTICS LAB			24.	CSP801	MAJOR PROJECT II				
6029643	BAJAJ KRISH BEHARILAL POOJA											
		57	68	68	44	20	21	19	94			
		16	17	19	18	23	21	20	47	P	572	
		73	85	87	62	43	42	39	141			
		3 B 8 24	3 O 10 30	3 O 10 30	3 C 7 21	1 O 10 10	1 O 10 10	1 A 9 9	6 O 10 60	21 194 9.24		
		SGPI: SEM-I: 8.67 ; SEM-II: 9.50 ; SEM-III: 9.96 ; SEM-IV:10.00 ; SEM-V:10.00 ; SEM-VI:10.00 ; SEM-VII: 9.18 ; CGPI: 9.60										
		CREDITS: SEM-I: 18 ; SEM-II: 20 ; SEM-III: 23 ; SEM-IV: 24 ; SEM-V: 23 ; SEM-VI: 23 ; SEM-VII: 22										
		MARKS: SEM-I:519/675; SEM-II:610/725; SEM-III:668/775; SEM-IV:686/775; SEM-V:682/775; SEM-VI:681/775; SEM-VII:587/725; TOTAL: 5005/5925 (84.47%)										
6029644	BAJAJ ROHAN SANJAY DEEPA											
		44	32	53	37	21	20	20	89			
		8	10	9	10	21	19	18	45	P	456	
		52	42	62	47	42	39	38	134			
		3 D 6 18	3 P 4 12	3 C 7 21	3 E 5 15	1 O 10 10	1 A 9 9	1 A 9 9	6 O 10 60	21 154 7.33		
		SGPI: SEM-I: 7.22 ; SEM-II: 8.00 ; SEM-III: 7.65 ; SEM-IV: 8.50 ; SEM-V: 9.65 ; SEM-VI: 7.78 ; SEM-VII: 7.05 ; CGPI: 7.93										
		CREDITS: SEM-I: 18 ; SEM-II: 20 ; SEM-III: 23 ; SEM-IV: 24 ; SEM-V: 23 ; SEM-VI: 23 ; SEM-VII: 22										
		MARKS: SEM-I:446/675; SEM-II:512/725; SEM-III:536/775; SEM-IV:575/775; SEM-V:628/775; SEM-VI:539/775; SEM-VII:456/725; TOTAL: 4148/5925 (70.01%)										
6029645	BALAMWAR ARJUN VIJAY SARITA											
		51	57	60	38	22	21	20	92			
		16	18	18	16	19	24	22	47	P	541	
		67	75	78	54	41	45	42	139			
		3 C 7 21	3 A 9 27	3 A 9 27	3 D 6 18	1 O 10 10	1 O 10 10	1 O 10 10	6 O 10 60	21 183 8.71		
		SGPI: SEM-I: 8.00 ; SEM-II: 9.23 ; SEM-III:10.00 ; SEM-IV:10.00 ; SEM-V: 9.78 ; SEM-VI: 9.61 ; SEM-VII: 8.45 ; CGPI: 9.27										
		CREDITS: SEM-I: 18 ; SEM-II: 20 ; SEM-III: 23 ; SEM-IV: 24 ; SEM-V: 23 ; SEM-VI: 23 ; SEM-VII: 22										
		MARKS: SEM-I:492/675; SEM-II:571/725; SEM-III:681/775; SEM-IV:705/775; SEM-V:671/775; SEM-VI:645/775; SEM-VII:552/725; TOTAL: 4858/5925 (81.99%)										
<p>RR- Reserved, RLE- Reserve for Lower Examination, RPV- Provisional, RCC- O.5050, ADC- Admission Cancelled G:Grade, GP:Grade Point, C:Credits, ãC:Sum of Credit Points, ãCG:Sum of Product of Credits & Grades SGPI:Semester Grade Performance Index = ãCG/ãC, CGPI:Cumulative Grade Performance Index % Marks : 80 and Above 75-79.99 70-74.99 60-69.99 50-59.99 45-49.99 40-44.99 Less Than 40 Grade / Gr. Pt. : O / 10 A / 9 B / 8 C / 7 D / 6 E / 5 P / 4 F / 0</p>												

Dr. G. T. Thanpi
PRINCIPAL
Thadomal Shahani Engineering College
Bandra (W), Mumbai - 400 050.



SEAT_NO	NAME	<Course-I>	<Course-II>	<Course-III>	<Course-IV>	<Course-V>	<Course-VI>	<Course-VII>	<Course-VIII>	RESULT REMARK	TOTAL MARKS OUT OF 700	
		Th(80/32)	Th(80/32)	Th(80/32)	Th(80/32)	Tw(25/10)	Tw(25/10)	Tw(25/10)	Tw(100/40)			
		In(20/08)	In(20/08)	In(20/08)	In(20/08)	Or(25/10)	Or(25/10)	Or/Pr(25/10)	Or/Pr(50/20)			
		Total	Total	Total	Total	Total	Total	Total	Total			
		C G GP C*G	C G GP C*G	C G GP C*G	C G GP C*G	C G GP C*G	C G GP C*G	C G GP C*G	C G GP C*G	ãC ãCG SGPI		
01.	CSC801	DISTRIBUTED COMPUTING				04.	CSDC8013	APPLIED DATA SCIENCE		07.	CSDC8023	SOCIAL MEDIA ANALYTICS
08.	ILO8021	PROJECT MANAGEMENT				17.	CSL801	DISTRIBUTED COMPUTING LAB		20.	CSDL8013	APPLIED DATA SCIENCE LAB
23.	CSDL8023	SOCIAL MEDIA ANALYTICS LAB				24.	CSP801	MAJOR PROJECT II				
6029646	BHAGWAT PRASHAM SACHIN MONIKA											
		58	62	61	47	19	20	20	93			
		12	12	14	16	20	22	22	46	P	544	
		70	74	75	63	39	42	42	139			
		3 B 8 24	3 B 8 24	3 A 9 27	3 C 7 21	1 A 9 9	1 O 10 10	1 O 10 10	6 O 10 60	21 185 8.81		
		SGPI: SEM-I: 8.44 ; SEM-II: 8.03 ; SEM-III: 9.43 ; SEM-IV: 9.54 ; SEM-V: 9.61 ; SEM-VI: 8.96 ; SEM-VII: 8.23 ; CGPI: 8.92										
		CREDITS: SEM-I: 18 ; SEM-II: 20 ; SEM-III: 23 ; SEM-IV: 24 ; SEM-V: 23 ; SEM-VI: 23 ; SEM-VII: 22										
		MARKS: SEM-I:501/675; SEM-II:516/725; SEM-III:641/775; SEM-IV:644/775; SEM-V:647/775; SEM-VI:597/775; SEM-VII:531/725; TOTAL: 4621/5925 (77.99%)										
6029647	/BHANAGE SAKSHI VINAYAK TRUPTI											
		53	43	64	68	21	20	21	92			
		18	17	16	16	21	21	22	46	P	559	
		71	60	80	84	42	41	43	138			
		3 B 8 24	3 C 7 21	3 O 10 30	3 O 10 30	1 O 10 10	1 O 10 10	1 O 10 10	6 O 10 60	21 195 9.29		
		SGPI: SEM-I: 8.67 ; SEM-II: 9.10 ; SEM-III: 9.96 ; SEM-IV: 9.83 ; SEM-V: 9.83 ; SEM-VI: 9.84 ; SEM-VII: 7.91 ; CGPI: 9.34										
		CREDITS: SEM-I: 18 ; SEM-II: 20 ; SEM-III: 23 ; SEM-IV: 24 ; SEM-V: 23 ; SEM-VI: 23 ; SEM-VII: 22										
		MARKS: SEM-I:510/675; SEM-II:579/725; SEM-III:686/775; SEM-IV:672/775; SEM-V:661/775; SEM-VI:668/775; SEM-VII:516/725; TOTAL: 4851/5925 (81.87%)										
6029648	BHAVSAR JAY MITUL DIMPLE											
		46	33	56	42	21	17	20	85			
		8	10	10	12	16	21	21	45	P	463	
		54	43	66	54	37	38	41	130			
		3 D 6 18	3 P 4 12	3 C 7 21	3 D 6 18	1 B 8 8	1 A 9 9	1 O 10 10	6 O 10 60	21 156 7.43		
		SGPI: SEM-I: 7.86 ; SEM-II: 9.10 ; SEM-III: 9.00 ; SEM-IV: 9.38 ; SEM-V: 9.65 ; SEM-VI: 7.52 ; SEM-VII: 6.73 ; CGPI: 8.36										
		CREDITS: SEM-I: 18 ; SEM-II: 20 ; SEM-III: 23 ; SEM-IV: 24 ; SEM-V: 23 ; SEM-VI: 23 ; SEM-VII: 22										
		MARKS: SEM-I:479/675; SEM-II:590/725; SEM-III:596/775; SEM-IV:610/775; SEM-V:646/775; SEM-VI:513/775; SEM-VII:426/725; TOTAL: 4323/5925 (72.96%)										
/- FEMALE, #- 0.229, @- 0.5042/0.5043, *- 0.5045, \$- Carried Forward Grade, ~- Dyslexia, A/ABS- Absent, F- Fails, P- Passes RR- Reserved, RLE- Reserve for Lower Examination, RPV- Provisional, RCC- 0.5050, ADC- Admission Cancelled G:Grade, GP:Grade Point, C:Credits, ãC:Sum of Credit Points, ãCG:Sum of Product of Credits & Grades SGPI:Semester Grade Performance Index = ãCG/ãC, CGPI:Cumulative Grade Performance Index % Marks : 80 and Above 75-79.99 70-74.99 60-69.99 50-59.99 45-49.99 40-44.99 Less Than 40 Grade / Gr. Pt. : O / 10 A / 9 B / 8 C / 7 D / 6 E / 5 P / 4 F / 0												

Dr. G. T. Thanpi
PRINCIPAL
Thadomal Shahani Engineering College
Bandra (W), Mumbai - 400 050.



SEAT_NO	NAME	<Course-I>	<Course-II>	<Course-III>	<Course-IV>	<Course-V>	<Course-VI>	<Course-VII>	<Course-VIII>	RESULT REMARK	TOTAL MARKS	
		Th(80/32)	Th(80/32)	Th(80/32)	Th(80/32)	Tw(25/10)	Tw(25/10)	Tw(25/10)	Tw(100/40)		OUT OF 700	
		In(20/08)	In(20/08)	In(20/08)	In(20/08)	Or(25/10)	Or(25/10)	Or/Pr(25/10)	Or/Pr(50/20)			
		Total	Total	Total	Total	Total	Total	Total	Total			
		C G GP C*G	C G GP C*G	C G GP C*G	C G GP C*G	C G GP C*G	C G GP C*G	C G GP C*G	C G GP C*G	ãC ãCG SGPI		
01.	CSC801		DISTRIBUTED COMPUTING			04.	CSDC8013	APPLIED DATA SCIENCE		07.	CSDC8023	SOCIAL MEDIA ANALYTICS
08.	ILO8021		PROJECT MANAGEMENT			17.	CSL801	DISTRIBUTED COMPUTING LAB		20.	CSDL8013	APPLIED DATA SCIENCE LAB
23.	CSDL8023		SOCIAL MEDIA ANALYTICS LAB			24.	CSP801	MAJOR PROJECT II				

6029649 BHOJWANI PRANAV MAHESH NEHA

63	51	59	67	17	21	19	92				
16	16	17	17	21	22	18	47	P		563	
79	67	76	84	38	43	37	139				
3 A 9 27	3 C 7 21	3 A 9 27	3 O 10 30	1 A 9 9	1 O 10 10	1 B 8 8	6 O 10 60	21	192	9.14	

SGPI: SEM-I: 7.00 ; SEM-II: 8.65 ; SEM-III: 9.22 ; SEM-IV:10.00 ; SEM-V: 9.83 ; SEM-VI: 9.83 ; SEM-VII: 8.59 ; CGPI: 9.10
 CREDITS: SEM-I: 18 ; SEM-II: 20 ; SEM-III: 23 ; SEM-IV: 24 ; SEM-V: 23 ; SEM-VI: 23 ; SEM-VII: 22
 MARKS: SEM-I:438/675; SEM-II:553/725; SEM-III:621/775; SEM-IV:662/775; SEM-V:661/775; SEM-VI:647/775; SEM-VII:547/725; TOTAL: 4692/5925 (79.19%)

6029650 BHOLE VIVEK JITENDRA VAISHALI

49	68	45	50	19	18	18	94				
13	13	14	13	16	23	20	48	P		521	
62	81	59	63	35	41	38	142				
3 C 7 21	3 O 10 30	3 D 6 18	3 C 7 21	1 B 8 8	1 O 10 10	1 A 9 9	6 O 10 60	21	177	8.43	

SGPI: SEM-I: 8.17 ; SEM-II: 9.05 ; SEM-III: 9.74 ; SEM-IV: 9.83 ; SEM-V: 9.74 ; SEM-VI: 9.26 ; SEM-VII: 7.73 ; CGPI: 9.04
 CREDITS: SEM-I: 18 ; SEM-II: 20 ; SEM-III: 23 ; SEM-IV: 24 ; SEM-V: 23 ; SEM-VI: 23 ; SEM-VII: 22
 MARKS: SEM-I:490/675; SEM-II:558/725; SEM-III:664/775; SEM-IV:631/775; SEM-V:651/775; SEM-VI:613/775; SEM-VII:497/725; TOTAL: 4625/5925 (78.06%)

6029651 BUDHRANI KUNAL LACHHMAN RIYA

63	64	64	67	19	19	19	89				
17	17	15	16	20	20	21	45	P		575	
80	81	79	83	39	39	40	134				
3 O 10 30	3 O 10 30	3 A 9 27	3 O 10 30	1 A 9 9	1 A 9 9	1 O 10 10	6 O 10 60	21	205	9.76	

SGPI: SEM-I: 9.67 ; SEM-II: 9.40 ; SEM-III: 9.83 ; SEM-IV: 9.54 ; SEM-V: 9.91 ; SEM-VI: 9.22 ; SEM-VII: 9.14 ; CGPI: 9.56
 CREDITS: SEM-I: 18 ; SEM-II: 20 ; SEM-III: 23 ; SEM-IV: 24 ; SEM-V: 23 ; SEM-VI: 23 ; SEM-VII: 22
 MARKS: SEM-I:574/675; SEM-II:615/725; SEM-III:653/775; SEM-IV:652/775; SEM-V:664/775; SEM-VI:613/775; SEM-VII:572/725; TOTAL: 4918/5925 (83.00%)

/- FEMALE, #- 0.229, @- 0.5042/0.5043, *- 0.5045, \$- Carried Forward Grade, ~- Dyslexia, A/ABS- Absent, F- Fails, P- Passes

RR- Reserved, RLE- Reserve for Lower Examination, RPV- Provisional, RCC- 0.5050, ADC- Admission Cancelled

G:Grade, GP:Grade Point, C:Credits, ãC:Sum of Credit Points, ãCG:Sum of Product of Credits & Grades

SGPI:Semester Grade Performance Index = ãCG/ãC, CGPI:Cumulative Grade Performance Index

% Marks : 80 and Above 75-79.99 70-74.99 60-69.99 50-59.99 45-49.99 40-44.99 Less Than 40

Grade / Gr. Pt. : O / 10 A / 9 B / 8 C / 7 D / 6 E / 5 P / 4 F / 0

Dr. G. T. Thanpi
 PRINCIPAL
 Thadomal Shahani Engineering College
 Bandra (W), Mumbai - 400 050.



Dr. G. T. Thanpi
 PRINCIPAL
 Thadomal Shahani Engineering College
 Bandra (W), Mumbai - 400 050.



SEAT_NO	NAME	<Course-I>	<Course-II>	<Course-III>	<Course-IV>	<Course-V>	<Course-VI>	<Course-VII>	<Course-VIII>	RESULT REMARK	TOTAL MARKS	
		Th(80/32)	Th(80/32)	Th(80/32)	Th(80/32)	Tw(25/10)	Tw(25/10)	Tw(25/10)	Tw(100/40)		OUT OF 700	
		In(20/08)	In(20/08)	In(20/08)	In(20/08)	Or(25/10)	Or(25/10)	Or/Pr(25/10)	Or/Pr(50/20)			
		Total	Total	Total	Total	Total	Total	Total	Total			
		C G GP C*G	C G GP C*G	C G GP C*G	C G GP C*G	C G GP C*G	C G GP C*G	C G GP C*G	C G GP C*G	ãC ãCG SGPI		
01.	CSC801		DISTRIBUTED COMPUTING			04.	CSDC8013	APPLIED DATA SCIENCE		07.	CSDC8023	SOCIAL MEDIA ANALYTICS
08.	ILO8021		PROJECT MANAGEMENT			17.	CSL801	DISTRIBUTED COMPUTING LAB		20.	CSDL8013	APPLIED DATA SCIENCE LAB
23.	CSDL8023		SOCIAL MEDIA ANALYTICS LAB			24.	CSP801	MAJOR PROJECT II				

6029652	BUDHWANI TUSHAR PARMANAND MANISHA											
		55	69	73	58	21	20	21	92			
		14	16	16	16	23	22	21	48	P	585	
		69	85	89	74	44	42	42	140			
		3 C 7 21	3 O 10 30	3 O 10 30	3 B 8 24	1 O 10 10	1 O 10 10	1 O 10 10	6 O 10 60	21 195 9.29		
		SGPI: SEM-I: 6.97 ; SEM-II: 8.45 ; SEM-III:10.00 ; SEM-IV:10.00 ; SEM-V:10.00 ; SEM-VI: 9.45 ; SEM-VII: 8.41 ; CGPI: 9.15										
		CREDITS: SEM-I: 18 ; SEM-II: 20 ; SEM-III: 23 ; SEM-IV: 24 ; SEM-V: 23 ; SEM-VI: 23 ; SEM-VII: 22										
		MARKS: SEM-I:439/675; SEM-II:548/725; SEM-III:686/775; SEM-IV:684/775; SEM-V:673/775; SEM-VI:634/775; SEM-VII:526/725; TOTAL: 4775/5925 (80.59%)										

6029653	BUKHARI ABDULLAH SIDDIQUE SHAHELA											
		52	56	51	39	19	14	18	83			
		8	10	13	13	19	19	20	41	P	475	
		60	66	64	52	38	33	38	124			
		3 C 7 21	3 C 7 21	3 C 7 21	3 D 6 18	1 A 9 9	1 C 7 7	1 A 9 9	6 O 10 60	21 166 7.90		
		SGPI: SEM-I: 5.98 ; SEM-II: 6.91 ; SEM-III: 7.22 ; SEM-IV: 9.08 ; SEM-V: 8.70 ; SEM-VI: 8.30 ; SEM-VII: 7.18 ; CGPI: 7.62										
		CREDITS: SEM-I: 27 ; SEM-II: 27 ; SEM-III: 23 ; SEM-IV: 24 ; SEM-V: 23 ; SEM-VI: 23 ; SEM-VII: 22										
		MARKS: SEM-I:426/675; SEM-II:479/750; SEM-III:501/775; SEM-IV:615/775; SEM-V:606/775; SEM-VI:569/775; SEM-VII:467/725; TOTAL: 4138/5950 (69.55%)										

6029654	/CHANDNANI TANYA RAMESH SAVITA											
		52	40	57	53	22	19	21	86			
		10	12	14	10	16	21	20	46	P	499	
		62	52	71	63	38	40	41	132			
		3 C 7 21	3 D 6 18	3 B 8 24	3 C 7 21	1 A 9 9	1 O 10 10	1 O 10 10	6 O 10 60	21 173 8.24		
		SGPI: SEM-I: 7.11 ; SEM-II: 8.90 ; SEM-III: 9.43 ; SEM-IV: 9.75 ; SEM-V: 9.91 ; SEM-VI: 8.43 ; SEM-VII: 6.91 ; CGPI: 8.64										
		CREDITS: SEM-I: 18 ; SEM-II: 20 ; SEM-III: 23 ; SEM-IV: 24 ; SEM-V: 23 ; SEM-VI: 23 ; SEM-VII: 22										
		MARKS: SEM-I:439/675; SEM-II:562/725; SEM-III:622/775; SEM-IV:660/775; SEM-V:653/775; SEM-VI:568/775; SEM-VII:447/725; TOTAL: 4450/5925 (75.11%)										

/- FEMALE, #- 0.229, @- 0.5042/0.5043, *- 0.5045, \$- Carried Forward Grade, ~- Dyslexia, A/ABS- Absent, F- Fails, P- Passes												
RR- Reserved, RLE- Reserve for Lower Examination, RPV- Provisional, RCC- 0.5050, ADC- Admission Cancelled												
G:Grade, GP:Grade Point, C:Credits, ãC:Sum of Credit Points, ãCG:Sum of Product of Credits & Grades												
SGPI:Semester Grade Performance Index = ãCG/ãC, CGPI:Cumulative Grade Performance Index												
% Marks : 80 and Above 75-79.99 70-74.99 60-69.99 50-59.99 45-49.99 40-44.99 Less Than 40												
Grade / Gr. Pt. : O / 10 A / 9 B / 8 C / 7 D / 6 E / 5 P / 4 F / 0												

Dr. G. T. Thanpi
PRINCIPAL
Thadomal Shahani Engineering College
Bandra (W), Mumbai - 400 050.



SEAT_NO	NAME	<Course-I>	<Course-II>	<Course-III>	<Course-IV>	<Course-V>	<Course-VI>	<Course-VII>	<Course-VIII>	RESULT REMARK	TOTAL MARKS	
		Th(80/32)	Th(80/32)	Th(80/32)	Th(80/32)	Tw(25/10)	Tw(25/10)	Tw(25/10)	Tw(100/40)		OUT OF 700	
		In(20/08)	In(20/08)	In(20/08)	In(20/08)	Or(25/10)	Or(25/10)	Or/Pr(25/10)	Or/Pr(50/20)			
		Total	Total	Total	Total	Total	Total	Total	Total			
		C G GP C*G	C G GP C*G	C G GP C*G	C G GP C*G	C G GP C*G	C G GP C*G	C G GP C*G	C G GP C*G	ãC ãCG SGPI		
01.	CSC801		DISTRIBUTED COMPUTING			04.	CSDC8013	APPLIED DATA SCIENCE		07.	CSDC8023	SOCIAL MEDIA ANALYTICS
08.	ILO8021		PROJECT MANAGEMENT			17.	CSL801	DISTRIBUTED COMPUTING LAB		20.	CSDL8013	APPLIED DATA SCIENCE LAB
23.	CSDL8023		SOCIAL MEDIA ANALYTICS LAB			24.	CSP801	MAJOR PROJECT II				

6029655 CHANDWANI GAURAV RAJKUMAR KAJOL

76	67	73	57	22	15	18	91				
17	14	17	15	18	20	20	46	P		586	
93	81	90	72	40	35	38	137				
3 O 10	30	3 O 10	30	3 O 10	30	3 B 8 24	1 O 10 10	1 B 8 8	1 A 9 9	6 O 10 60	21 201 9.57

SGPI: SEM-I: 7.69 ; SEM-II: 8.28 ; SEM-III: 9.52 ; SEM-IV: 9.88 ; SEM-V: 9.57 ; SEM-VI: 8.87 ; SEM-VII: 8.14 ; CGPI: 8.99
 CREDITS: SEM-I: 18 ; SEM-II: 20 ; SEM-III: 23 ; SEM-IV: 24 ; SEM-V: 23 ; SEM-VI: 23 ; SEM-VII: 22
 MARKS: SEM-I:469/675; SEM-II:533/725; SEM-III:637/775; SEM-IV:645/775; SEM-V:639/775; SEM-VI:597/775; SEM-VII:515/725; TOTAL: 4621/5925 (77.99%)

6029656 /CHAUDHARI DIKSHA PRALHAD PRATIBHA

66	46	56	54	21	21	21	83				
15	15	16	12	21	22	20	31	P		520	
81	61	72	66	42	43	41	114				
3 O 10	30	3 C 7 21	3 B 8 24	3 C 7 21	1 O 10 10	1 O 10 10	1 O 10 10	1 O 10 10	6 A 9 54	21 180 8.57	

SGPI: SEM-I: 7.53 ; SEM-II: 8.85 ; SEM-III: 9.57 ; SEM-IV: 9.83 ; SEM-V: 9.83 ; SEM-VI: 8.70 ; SEM-VII: 8.32 ; CGPI: 8.95
 CREDITS: SEM-I: 18 ; SEM-II: 20 ; SEM-III: 23 ; SEM-IV: 24 ; SEM-V: 23 ; SEM-VI: 23 ; SEM-VII: 22
 MARKS: SEM-I:444/675; SEM-II:562/725; SEM-III:680/775; SEM-IV:667/775; SEM-V:670/775; SEM-VI:594/775; SEM-VII:530/725; TOTAL: 4667/5925 (78.77%)

6029657 CHEULKAR PARTH SUNIL SHILPA

60	59	54	50	22	21	22	93				
12	13	15	14	23	23	22	48	P		551	
72	72	69	64	45	44	44	141				
3 B 8 24	3 B 8 24	3 C 7 21	3 C 7 21	1 O 10 10	1 O 10 10	1 O 10 10	1 O 10 10	6 O 10 60	21 180 8.57		

SGPI: SEM-I: 9.11 ; SEM-II: 9.55 ; SEM-III: 9.22 ; SEM-IV:10.00 ; SEM-V:10.00 ; SEM-VI: 9.00 ; SEM-VII: 8.41 ; CGPI: 9.25
 CREDITS: SEM-I: 18 ; SEM-II: 20 ; SEM-III: 23 ; SEM-IV: 24 ; SEM-V: 23 ; SEM-VI: 23 ; SEM-VII: 22
 MARKS: SEM-I:548/675; SEM-II:607/725; SEM-III:631/775; SEM-IV:689/775; SEM-V:673/775; SEM-VI:604/775; SEM-VII:536/725; TOTAL: 4839/5925 (81.67%)

/- FEMALE, #- 0.229, @- 0.5042/0.5043, *- 0.5045, \$- Carried Forward Grade, ~- Dyslexia, A/ABS- Absent, F- Fails, P- Passes

RR- Reserved, RLE- Reserve for Lower Examination, RPV- Provisional, RCC- 0.5050, ADC- Admission Cancelled

G:Grade, GP:Grade Point, C:Credits, ãC:Sum of Credit Points, ãCG:Sum of Product of Credits & Grades

SGPI:Semester Grade Performance Index = ãCG/ãC, CGPI:Cumulative Grade Performance Index

% Marks : 80 and Above 75-79.99 70-74.99 60-69.99 50-59.99 45-49.99 40-44.99 Less Than 40

Grade / Gr. Pt. : O / 10 A / 9 B / 8 C / 7 D / 6 E / 5 P / 4 F / 0

Dr. G. T. Thanpi
 PRINCIPAL
 Thadomal Shahani Engineering College
 Bandra (W), Mumbai - 400 050.



SEAT_NO	NAME	<Course-I>	<Course-II>	<Course-III>	<Course-IV>	<Course-V>	<Course-VI>	<Course-VII>	<Course-VIII>	RESULT REMARK	TOTAL MARKS	
		Th(80/32)	Th(80/32)	Th(80/32)	Th(80/32)	Tw(25/10)	Tw(25/10)	Tw(25/10)	Tw(100/40)		OUT OF 700	
		In(20/08)	In(20/08)	In(20/08)	In(20/08)	Or(25/10)	Or(25/10)	Or/Pr(25/10)	Or/Pr(50/20)			
		Total	Total	Total	Total	Total	Total	Total	Total			
		C G GP C*G	C G GP C*G	C G GP C*G	C G GP C*G	C G GP C*G	C G GP C*G	C G GP C*G	C G GP C*G	ãC ãCG SGPI		
01.	CSC801	DISTRIBUTED COMPUTING				04.	CSDC8013	APPLIED DATA SCIENCE		07.	CSDC8023	SOCIAL MEDIA ANALYTICS
08.	ILO8021	PROJECT MANAGEMENT				17.	CSL801	DISTRIBUTED COMPUTING LAB		20.	CSDL8013	APPLIED DATA SCIENCE LAB
23.	CSDL8023	SOCIAL MEDIA ANALYTICS LAB				24.	CSP801	MAJOR PROJECT II				

6029658	CHHABRIA KRISHNA KAMLESH MANISHA											
		48	39	60	54	22	14	21	91			
		13	13	14	13	20	18	21	46	P	507	
		61	52	74	67	42	32	42	137			
		3 C 7 21	3 D 6 18	3 B 8 24	3 C 7 21	1 O 10 10	1 C 7 7	1 O 10 10	6 O 10 60	21 171 8.14		
	(DIPLOMA STUDENT)	SGPI: SEM-III: 9.70 ; SEM-IV:10.00 ; SEM-V: 9.96 ; SEM-VI: 8.30 ; SEM-VII: 8.27 ; CGPI: 9.09										
		CREDITS: SEM-III: 23 ; SEM-IV: 24 ; SEM-V: 23 ; SEM-VI: 23 ; SEM-VII: 22										
		MARKS: SEM-III:651/775; SEM-IV:678/775; SEM-V:660/775; SEM-VI:569/775; SEM-VII:529/725; TOTAL: 3594/4525 (79.43%)										

6029659	CHHABRIA MIHIR DEEPAK MANISHA											
		41	39	55	48	21	20	20	86			
		8	11	11	11	20	20	22	45	P	478	
		49	50	66	59	41	40	42	131			
		3 E 5 15	3 D 6 18	3 C 7 21	3 D 6 18	1 O 10 10	1 O 10 10	1 O 10 10	6 O 10 60	21 162 7.71		
		SGPI: SEM-I: 7.00 ; SEM-II: 8.05 ; SEM-III: 9.61 ; SEM-IV: 9.46 ; SEM-V: 9.83 ; SEM-VI: 7.74 ; SEM-VII: 7.50 ; CGPI: 8.43										
		CREDITS: SEM-I: 18 ; SEM-II: 20 ; SEM-III: 23 ; SEM-IV: 24 ; SEM-V: 23 ; SEM-VI: 23 ; SEM-VII: 22										
		MARKS: SEM-I:435/675; SEM-II:527/725; SEM-III:652/775; SEM-IV:648/775; SEM-V:646/775; SEM-VI:533/775; SEM-VII:477/725; TOTAL: 4396/5925 (74.19%)										

01.	CSC801	DISTRIBUTED COMPUTING				04.	CSDC8013	APPLIED DATA SCIENCE		07.	CSDC8023	SOCIAL MEDIA ANALYTICS
09.	ILO8022	FINANCE MANAGEMENT				17.	CSL801	DISTRIBUTED COMPUTING LAB		20.	CSDL8013	APPLIED DATA SCIENCE LAB
23.	CSDL8023	SOCIAL MEDIA ANALYTICS LAB				24.	CSP801	MAJOR PROJECT II				

6029660	CHHABRIA RAHUL VIJAY PRIYA											
		43	47	58	46	17	19	20	85			
		12	14	14	16	21	23	20	43	P RLE	498	
		55	61	72	62	38	42	40	128			
		3 D 6 18	3 C 7 21	3 B 8 24	3 C 7 21	1 A 9 9	1 O 10 10	1 O 10 10	6 O 10 60	21 173 8.24		
		SGPI: SEM-I: 6.83 ; SEM-II: 7.83 ; SEM-III:10.00 ; SEM-IV: 9.75 ; SEM-V: 9.57 ; SEM-VI: 7.78 ; SEM-VII: -- ; CGPI: --										
		CREDITS: SEM-I: 18 ; SEM-II: 20 ; SEM-III: 23 ; SEM-IV: 24 ; SEM-V: 23 ; SEM-VI: 23 ; SEM-VII: --										
		MARKS: SEM-I:424/675; SEM-II:501/725; SEM-III:663/775; SEM-IV:655/775; SEM-V:642/775; SEM-VI:534/775; SEM-VII:-- ; TOTAL: --										

/- FEMALE, #- 0.229, @- 0.5042/0.5043, *- 0.5045, \$- Carried Forward Grade, -- Dyslexia, A/ABS- Absent, F- Fails, P- Passes												
RR- Reserved, RLE- Reserve for Lower Examination, RPV- Provisional, RCC- 0.5050, ADC- Admission Cancelled												
G:Grade, GP:Grade Point, C:Credits, ãC:Sum of Credit Points, ãCG:Sum of Product of Credits & Grades												
SGPI:Semester Grade Performance Index = ãCG/ãC, CGPI:Cumulative Grade Performance Index												
% Marks : 80 and Above 75-79.99 70-74.99 60-69.99 50-59.99 45-49.99 40-44.99 Less Than 40												
Grade / Gr. Pt. : O / 10 A / 9 B / 8 C / 7 D / 6 E / 5 P / 4 F / 0												

Dr. G. T. Thanpi
PRINCIPAL
Thadomal Shahani Engineering College
Bandra (W), Mumbai - 400 050.



SEAT_NO	NAME	<Course-I>	<Course-II>	<Course-III>	<Course-IV>	<Course-V >	<Course-VI>	<Course-VII>	<Course-VIII>	RESULT REMARK	TOTAL MARKS	
		Th(80/32)	Th(80/32)	Th(80/32)	Th(80/32)	Tw(25/10)	Tw(25/10)	Tw(25/10)	Tw(100/40)		OUT OF 700	
		In(20/08)	In(20/08)	In(20/08)	In(20/08)	Or(25/10)	Or(25/10)	Or/Pr(25/10)	Or/Pr(50/20)			
		Total	Total	Total	Total	Total	Total	Total	Total			
		C G GP C*G	C G GP C*G	C G GP C*G	C G GP C*G	C G GP C*G	C G GP C*G	C G GP C*G	C G GP C*G	ãC ãCG SGPI		
01.	CSC801		DISTRIBUTED COMPUTING			04.	CSDC8013	APPLIED DATA SCIENCE		07.	CSDC8023	SOCIAL MEDIA ANALYTICS
08.	ILO8021		PROJECT MANAGEMENT			17.	CSL801	DISTRIBUTED COMPUTING LAB		20.	CSDL8013	APPLIED DATA SCIENCE LAB
23.	CSDL8023		SOCIAL MEDIA ANALYTICS LAB			24.	CSP801	MAJOR PROJECT II				

6029661 CHICHRIA MIHIR DEEPAK POOJA

63	49	69	62	21	18	24	91				
14	18	16	16	20	21	20	46	P	RPV	568	
77	67	85	78	41	39	44	137				
3 A	9 27	3 C 7 21	3 O 10 30	3 A 9 27	1 O 10 10	1 A 9 9	1 O 10 10	6 O 10 60	21	194	9.24

(DIPLOMA STUDENT)

SGPI: SEM-III: 9.57 ; SEM-IV:10.00 ; SEM-V: 9.87 ; SEM-VI: 9.09 ; SEM-VII: 8.82 ; CGPI: 9.44
 CREDITS: SEM-III: 23 ; SEM-IV: 24 ; SEM-V: 23 ; SEM-VI: 23 ; SEM-VII: 22
 MARKS: SEM-III:640/775; SEM-IV:683/775; SEM-V:663/775; SEM-VI:611/775; SEM-VII:547/725; TOTAL: 3712/4525 (82.03%)

6029662 CHOUDHARY ANKIT DEVSHANKAR SANGHMITRA

59	62	68	48	23	21	20	90				
18	18	18	18	20	21	23	45	P		572	
77	80	86	66	43	42	43	135				
3 A	9 27	3 O 10 30	3 O 10 30	3 C 7 21	1 O 10 10	1 O 10 10	1 O 10 10	6 O 10 60	21	198	9.43

SGPI: SEM-I: 8.28 ; SEM-II: 9.70 ; SEM-III:10.00 ; SEM-IV:10.00 ; SEM-V: 9.87 ; SEM-VI: 9.87 ; SEM-VII: 8.09 ; CGPI: 9.44
 CREDITS: SEM-I: 18 ; SEM-II: 20 ; SEM-III: 23 ; SEM-IV: 24 ; SEM-V: 23 ; SEM-VI: 23 ; SEM-VII: 22
 MARKS: SEM-I:515/675; SEM-II:623/725; SEM-III:702/775; SEM-IV:703/775; SEM-V:672/775; SEM-VI:669/775; SEM-VII:525/725; TOTAL: 4981/5925 (84.07%)

6029663 DABHI UTSAV RAMESH USHABEN

58	57	70	65	23	20	20	93				
17	14	13	17	20	21	22	46	P		576	
75	71	83	82	43	41	42	139				
3 A	9 27	3 B 8 24	3 O 10 30	3 O 10 30	1 O 10 10	1 O 10 10	1 O 10 10	6 O 10 60	21	201	9.57

SGPI: SEM-I:10.00 ; SEM-II:10.00 ; SEM-III: 9.78 ; SEM-IV:10.00 ; SEM-V: 9.96 ; SEM-VI: 9.48 ; SEM-VII: 8.68 ; CGPI: 9.68
 CREDITS: SEM-I: 18 ; SEM-II: 20 ; SEM-III: 23 ; SEM-IV: 24 ; SEM-V: 23 ; SEM-VI: 23 ; SEM-VII: 22
 MARKS: SEM-I:599/675; SEM-II:639/725; SEM-III:669/775; SEM-IV:691/775; SEM-V:651/775; SEM-VI:644/775; SEM-VII:554/725; TOTAL: 5023/5925 (84.78%)

/- FEMALE, #- 0.229, @- 0.5042/0.5043, *- 0.5045, \$- Carried Forward Grade, ~- Dyslexia, A/ABS- Absent, F- Fails, P- Passes

RR- Reserved, RLE- Reserve for Lower Examination, RPV- Provisional, RCC- 0.5050, ADC- Admission Cancelled

G:Grade, GP:Grade Point, C:Credits, ãC:Sum of Credit Points, ãCG:Sum of Product of Credits & Grades

SGPI:Semester Grade Performance Index = ãCG/ãC, CGPI:Cumulative Grade Performance Index

% Marks : 80 and Above 75-79.99 70-74.99 60-69.99 50-59.99 45-49.99 40-44.99 Less Than 40

Grade / Gr. Pt. : O / 10 A / 9 B / 8 C / 7 D / 6 E / 5 P / 4 F / 0

Dr. G. T. Thampi
 PRINCIPAL
 Thadomal Shahani Engineering College
 Bandra (W), Mumbai - 400 050.



Dr. G. T. Thampi
 PRINCIPAL
 Thadomal Shahani Engineering College
 Bandra (W), Mumbai - 400 050.



SEAT_NO	NAME	<Course-I>	<Course-II>	<Course-III>	<Course-IV>	<Course-V>	<Course-VI>	<Course-VII>	<Course-VIII>	RESULT REMARK	TOTAL MARKS	
		Th(80/32)	Th(80/32)	Th(80/32)	Th(80/32)	Tw(25/10)	Tw(25/10)	Tw(25/10)	Tw(100/40)		OUT OF 700	
		In(20/08)	In(20/08)	In(20/08)	In(20/08)	Or(25/10)	Or(25/10)	Or/Pr(25/10)	Or/Pr(50/20)			
		Total	Total	Total	Total	Total	Total	Total	Total			
		C G GP C*G	C G GP C*G	C G GP C*G	C G GP C*G	C G GP C*G	C G GP C*G	C G GP C*G	C G GP C*G	ãC ãCG SGPI		
01.	CSC801	DISTRIBUTED COMPUTING				04.	CSDC8013	APPLIED DATA SCIENCE		07.	CSDC8023	SOCIAL MEDIA ANALYTICS
08.	ILO8021	PROJECT MANAGEMENT				17.	CSL801	DISTRIBUTED COMPUTING LAB		20.	CSDL8013	APPLIED DATA SCIENCE LAB
23.	CSDL8023	SOCIAL MEDIA ANALYTICS LAB				24.	CSP801	MAJOR PROJECT II				

6029664	DASWANI MITTUL MAHENDRA RITIKA											
		43	34	58	60	23	19	21	91			
		12	14	16	14	18	23	21	47	P	514	
		55	48	74	74	41	42	42	138			
		3 D 6 18	3 E 5 15	3 B 8 24	3 B 8 24	1 O 10 10	1 O 10 10	1 O 10 10	6 O 10 60	21 171 8.14		
		SGPI: SEM-I: 7.22 ; SEM-II: 9.10 ; SEM-III: 9.48 ; SEM-IV:10.00 ; SEM-V: 9.74 ; SEM-VI: 8.57 ; SEM-VII: 7.59 ; CGPI: 8.79										
		CREDITS: SEM-I: 18 ; SEM-II: 20 ; SEM-III: 23 ; SEM-IV: 24 ; SEM-V: 23 ; SEM-VI: 23 ; SEM-VII: 22										
		MARKS: SEM-I:449/675; SEM-II:576/725; SEM-III:635/775; SEM-IV:667/775; SEM-V:661/775; SEM-VI:590/775; SEM-VII:494/725; TOTAL: 4586/5925 (77.40%)										

6029665	/DATWANI ESHA GOVIND HARSHA											
		55	61	68	56	23	21	21	94			
		15	16	19	17	23	22	22	48	P	581	
		70	77	87	73	46	43	43	142			
		3 B 8 24	3 A 9 27	3 O 10 30	3 B 8 24	1 O 10 10	1 O 10 10	1 O 10 10	6 O 10 60	21 195 9.29		
		SGPI: SEM-I: 9.17 ; SEM-II: 9.95 ; SEM-III: 9.87 ; SEM-IV:10.00 ; SEM-V:10.00 ; SEM-VI: 9.87 ; SEM-VII: 9.32 ; CGPI: 9.70										
		CREDITS: SEM-I: 18 ; SEM-II: 20 ; SEM-III: 23 ; SEM-IV: 24 ; SEM-V: 23 ; SEM-VI: 23 ; SEM-VII: 22										
		MARKS: SEM-I:567/675; SEM-II:657/725; SEM-III:704/775; SEM-IV:712/775; SEM-V:702/775; SEM-VI:670/775; SEM-VII:577/725; TOTAL: 5170/5925 (87.26%)										

6029666	DEVENDRAN VIKNESH PETCHIMUTHU ARMUGAVADIV											
		72	58	63	65	22	15	20	91			
		18	17	18	18	19	24	21	46	P	587	
		90	75	81	83	41	39	41	137			
		3 O 10 30	3 A 9 27	3 O 10 30	3 O 10 30	1 O 10 10	1 A 9 9	1 O 10 10	6 O 10 60	21 206 9.81		
		SGPI: SEM-I: 9.67 ; SEM-II: 9.90 ; SEM-III:10.00 ; SEM-IV:10.00 ; SEM-V: 9.78 ; SEM-VI: 9.83 ; SEM-VII: 8.77 ; CGPI: 9.72										
		CREDITS: SEM-I: 18 ; SEM-II: 20 ; SEM-III: 23 ; SEM-IV: 24 ; SEM-V: 23 ; SEM-VI: 23 ; SEM-VII: 22										
		MARKS: SEM-I:568/675; SEM-II:651/725; SEM-III:694/775; SEM-IV:675/775; SEM-V:656/775; SEM-VI:649/775; SEM-VII:553/725; TOTAL: 5033/5925 (84.95%)										

/- FEMALE, #- 0.229, @- 0.5042/0.5043, *- 0.5045, \$- Carried Forward Grade, ~- Dyslexia, A/ABS- Absent, F- Fails, P- Passes												
RR- Reserved, RLE- Reserve for Lower Examination, RPV- Provisional, RCC- 0.5050, ADC- Admission Cancelled												
G:Grade, GP:Grade Point, C:Credits, ãC:Sum of Credit Points, ãCG:Sum of Product of Credits & Grades												
SGPI:Semester Grade Performance Index = ãCG/ãC, CGPI:Cumulative Grade Performance Index												
% Marks : 80 and Above 75-79.99 70-74.99 60-69.99 50-59.99 45-49.99 40-44.99 Less Than 40												
Grade / Gr. Pt. : O / 10 A / 9 B / 8 C / 7 D / 6 E / 5 P / 4 F / 0												

Dr. G. T. Thanpi
PRINCIPAL
Thadomal Shahani Engineering College
Bandra (W), Mumbai - 400 050.



SEAT_NO	NAME	<Course-I>	<Course-II>	<Course-III>	<Course-IV>	<Course-V >	<Course-VI>	<Course-VII>	<Course-VIII>	RESULT REMARK	TOTAL MARKS	
		Th(80/32)	Th(80/32)	Th(80/32)	Th(80/32)	Tw(25/10)	Tw(25/10)	Tw(25/10)	Tw(100/40)		OUT OF 700	
		In(20/08)	In(20/08)	In(20/08)	In(20/08)	Or(25/10)	Or(25/10)	Or/Pr(25/10)	Or/Pr(50/20)			
		Total	Total	Total	Total	Total	Total	Total	Total			
		C G GP C*G	C G GP C*G	C G GP C*G	C G GP C*G	C G GP C*G	C G GP C*G	C G GP C*G	C G GP C*G	ãC ãCG SGPI		
01.	CSC801		DISTRIBUTED COMPUTING			04.	CSDC8013	APPLIED DATA SCIENCE		07.	CSDC8023	SOCIAL MEDIA ANALYTICS
08.	ILO8021		PROJECT MANAGEMENT			17.	CSL801	DISTRIBUTED COMPUTING LAB		20.	CSDL8013	APPLIED DATA SCIENCE LAB
23.	CSDL8023		SOCIAL MEDIA ANALYTICS LAB			24.	CSP801	MAJOR PROJECT II				

6029667	DEVNANI AARYA VIJAY MONISHA											
		47	58	62	56	22	20	20	89			
		16	17	17	17	19	24	22	45	P	551	
		63	75	79	73	41	44	42	134			
		3 C 7 21	3 A 9 27	3 A 9 27	3 B 8 24	1 O 10 10	1 O 10 10	1 O 10 10	6 O 10 60	21 189 9.00		
		SGPI: SEM-I: 7.00 ; SEM-II: 8.30 ; SEM-III:10.00 ; SEM-IV: 9.92 ; SEM-V: 9.87 ; SEM-VI: 9.61 ; SEM-VII: 8.23 ; CGPI: 9.07										
		CREDITS: SEM-I: 18 ; SEM-II: 20 ; SEM-III: 23 ; SEM-IV: 24 ; SEM-V: 23 ; SEM-VI: 23 ; SEM-VII: 22										
		MARKS: SEM-I:435/675; SEM-II:522/725; SEM-III:706/775; SEM-IV:686/775; SEM-V:663/775; SEM-VI:655/775; SEM-VII:522/725; TOTAL: 4740/5925 (80.00%)										

6029668	DHINGRA RONAK ROHIT RESHMA											
		41	32	53	47	17	20	18	88			
		8	11	11	12	19	20	20	46	P	463	
		49	43	64	59	36	40	38	134			
		3 E 5 15	3 P 4 12	3 C 7 21	3 D 6 18	1 B 8 8	1 O 10 10	1 A 9 9	6 O 10 60	21 153 7.29		
		SGPI: SEM-I: 7.78 ; SEM-II: 8.45 ; SEM-III: 9.30 ; SEM-IV: 9.58 ; SEM-V: 9.35 ; SEM-VI: 7.35 ; SEM-VII: 7.27 ; CGPI: 8.33										
		CREDITS: SEM-I: 18 ; SEM-II: 20 ; SEM-III: 23 ; SEM-IV: 24 ; SEM-V: 23 ; SEM-VI: 23 ; SEM-VII: 22										
		MARKS: SEM-I:468/675; SEM-II:543/725; SEM-III:630/775; SEM-IV:640/775; SEM-V:631/775; SEM-VI:516/775; SEM-VII:460/725; TOTAL: 4351/5925 (73.43%)										

6029669	DODEJA KHUSHAL GHANSHAM KOMAL											
		46	53	47	46	17	19	19	89			
		13	11	13	11	19	20	19	45	P	487	
		59	64	60	57	36	39	38	134			
		3 D 6 18	3 C 7 21	3 C 7 21	3 D 6 18	1 B 8 8	1 A 9 9	1 A 9 9	6 O 10 60	21 164 7.81		
		SGPI: SEM-I: 8.36 ; SEM-II: 8.90 ; SEM-III: 9.87 ; SEM-IV: 9.75 ; SEM-V: 9.30 ; SEM-VI: 8.43 ; SEM-VII: 7.41 ; CGPI: 8.76										
		CREDITS: SEM-I: 18 ; SEM-II: 20 ; SEM-III: 23 ; SEM-IV: 24 ; SEM-V: 23 ; SEM-VI: 23 ; SEM-VII: 22										
		MARKS: SEM-I:488/675; SEM-II:559/725; SEM-III:668/775; SEM-IV:646/775; SEM-V:635/775; SEM-VI:572/775; SEM-VII:483/725; TOTAL: 4538/5925 (76.59%)										

/- FEMALE, #- 0.229, @- 0.5042/0.5043, *- 0.5045, \$- Carried Forward Grade, ~- Dyslexia, A/ABS- Absent, F- Fails, P- Passes												
RR- Reserved, RLE- Reserve for Lower Examination, RPV- Provisional, RCC- 0.5050, ADC- Admission Cancelled												
G:Grade, GP:Grade Point, C:Credits, ãC:Sum of Credit Points, ãCG:Sum of Product of Credits & Grades												
SGPI:Semester Grade Performance Index = ãCG/ãC, CGPI:Cumulative Grade Performance Index												
% Marks : 80 and Above 75-79.99 70-74.99 60-69.99 50-59.99 45-49.99 40-44.99 Less Than 40												
Grade / Gr. Pt. : O / 10 A / 9 B / 8 C / 7 D / 6 E / 5 P / 4 F / 0												

Dr. G. T. Thanpi
PRINCIPAL
Thadomal Shahani Engineering College
Bandra (W), Mumbai - 400 050.



SEAT_NO	NAME	<Course-I>	<Course-II>	<Course-III>	<Course-IV>	<Course-V >	<Course-VI>	<Course-VII>	<Course-VIII>	RESULT REMARK	TOTAL MARKS	
		Th(80/32)	Th(80/32)	Th(80/32)	Th(80/32)	Tw(25/10)	Tw(25/10)	Tw(25/10)	Tw(100/40)		OUT OF 700	
		In(20/08)	In(20/08)	In(20/08)	In(20/08)	Or(25/10)	Or(25/10)	Or/Pr(25/10)	Or/Pr(50/20)			
		Total	Total	Total	Total	Total	Total	Total	Total			
		C G GP C*G	C G GP C*G	C G GP C*G	C G GP C*G	C G GP C*G	C G GP C*G	C G GP C*G	C G GP C*G	ãC ãCG SGPI		
01.	CSC801		DISTRIBUTED COMPUTING			04.	CSDC8013	APPLIED DATA SCIENCE		07.	CSDC8023	SOCIAL MEDIA ANALYTICS
08.	ILO8021		PROJECT MANAGEMENT			17.	CSL801	DISTRIBUTED COMPUTING LAB		20.	CSDL8013	APPLIED DATA SCIENCE LAB
23.	CSDL8023		SOCIAL MEDIA ANALYTICS LAB			24.	CSP801	MAJOR PROJECT II				

SEAT_NO	NAME	<Course-I>	<Course-II>	<Course-III>	<Course-IV>	<Course-V >	<Course-VI>	<Course-VII>	<Course-VIII>	RESULT REMARK	TOTAL MARKS
		Th(80/32)	Th(80/32)	Th(80/32)	Th(80/32)	Tw(25/10)	Tw(25/10)	Tw(25/10)	Tw(100/40)		OUT OF 700
		In(20/08)	In(20/08)	In(20/08)	In(20/08)	Or(25/10)	Or(25/10)	Or/Pr(25/10)	Or/Pr(50/20)		
		Total	Total	Total	Total	Total	Total	Total	Total		
		C G GP C*G	C G GP C*G	C G GP C*G	C G GP C*G	C G GP C*G	C G GP C*G	C G GP C*G	C G GP C*G	ãC ãCG SGPI	
6029670	DUNG NIKHIL SHATRUGUN KAVITA										
		46	49	50	47	20	15	16	86		
		12	10	12	11	16	17	20	47	P	474
		58	59	62	58	36	32	36	133		
		3 D 6 18	3 D 6 18	3 C 7 21	3 D 6 18	1 B 8 8	1 C 7 7	1 B 8 8	6 O 10 60	21 158 7.52	
		SGPI: SEM-I: 6.75 ; SEM-II: 7.63 ; SEM-III: 9.48 ; SEM-IV: 9.58 ; SEM-V: 9.04 ; SEM-VI: 7.26 ; SEM-VII: 6.73 ; CGPI: 8.06									
		CREDITS: SEM-I: 18 ; SEM-II: 20 ; SEM-III: 23 ; SEM-IV: 24 ; SEM-V: 23 ; SEM-VI: 23 ; SEM-VII: 22									
		MARKS: SEM-I:425/675; SEM-II:496/725; SEM-III:635/775; SEM-IV:641/775; SEM-V:617/775; SEM-VI:492/775; SEM-VII:443/725; TOTAL: 4223/5925 (71.27%)									

SEAT_NO	NAME	<Course-I>	<Course-II>	<Course-III>	<Course-IV>	<Course-V >	<Course-VI>	<Course-VII>	<Course-VIII>	RESULT REMARK	TOTAL MARKS
		Th(80/32)	Th(80/32)	Th(80/32)	Th(80/32)	Tw(25/10)	Tw(25/10)	Tw(25/10)	Tw(100/40)		OUT OF 700
		In(20/08)	In(20/08)	In(20/08)	In(20/08)	Or(25/10)	Or(25/10)	Or/Pr(25/10)	Or/Pr(50/20)		
		Total	Total	Total	Total	Total	Total	Total	Total		
		C G GP C*G	C G GP C*G	C G GP C*G	C G GP C*G	C G GP C*G	C G GP C*G	C G GP C*G	C G GP C*G	ãC ãCG SGPI	
6029671	/DUTT ANUSHREE ASHISH AMREETA										
		46	60	53	58	23	20	22	95		
		17	17	17	19	21	21	22	48	P	559
		63	77	70	77	44	41	44	143		
		3 C 7 21	3 A 9 27	3 B 8 24	3 A 9 27	1 O 10 10	1 O 10 10	1 O 10 10	6 O 10 60	21 189 9.00	
		SGPI: SEM-I: 9.61 ; SEM-II: 9.65 ; SEM-III:10.00 ; SEM-IV:10.00 ; SEM-V:10.00 ; SEM-VI: 8.96 ; SEM-VII: 8.50 ; CGPI: 9.47									
		CREDITS: SEM-I: 18 ; SEM-II: 20 ; SEM-III: 23 ; SEM-IV: 24 ; SEM-V: 23 ; SEM-VI: 23 ; SEM-VII: 22									
		MARKS: SEM-I:564/675; SEM-II:622/725; SEM-III:707/775; SEM-IV:701/775; SEM-V:678/775; SEM-VI:606/775; SEM-VII:545/725; TOTAL: 4982/5925 (84.08%)									

SEAT_NO	NAME	<Course-I>	<Course-II>	<Course-III>	<Course-IV>	<Course-V >	<Course-VI>	<Course-VII>	<Course-VIII>	RESULT REMARK	TOTAL MARKS
		Th(80/32)	Th(80/32)	Th(80/32)	Th(80/32)	Tw(25/10)	Tw(25/10)	Tw(25/10)	Tw(100/40)		OUT OF 700
		In(20/08)	In(20/08)	In(20/08)	In(20/08)	Or(25/10)	Or(25/10)	Or/Pr(25/10)	Or/Pr(50/20)		
		Total	Total	Total	Total	Total	Total	Total	Total		
		C G GP C*G	C G GP C*G	C G GP C*G	C G GP C*G	C G GP C*G	C G GP C*G	C G GP C*G	C G GP C*G	ãC ãCG SGPI	
6029672	GABA AKASH SUNIL ANUSHKA										
		46	46	56	42	22	20	20	91		
		14	16	18	17	19	19	17	46	P	509
		60	62	74	59	41	39	37	137		
		3 C 7 21	3 C 7 21	3 B 8 24	3 D 6 18	1 O 10 10	1 A 9 9	1 B 8 8	6 O 10 60	21 171 8.14	
		SGPI: SEM-I: 7.00 ; SEM-II: 8.33 ; SEM-III: 9.57 ; SEM-IV: 9.50 ; SEM-V: 9.26 ; SEM-VI: 8.65 ; SEM-VII: 7.91 ; CGPI: 8.61									
		CREDITS: SEM-I: 18 ; SEM-II: 20 ; SEM-III: 23 ; SEM-IV: 24 ; SEM-V: 23 ; SEM-VI: 23 ; SEM-VII: 22									
		MARKS: SEM-I:429/675; SEM-II:527/725; SEM-III:643/775; SEM-IV:627/775; SEM-V:627/775; SEM-VI:583/775; SEM-VII:506/725; TOTAL: 4451/5925 (75.12%)									

/- FEMALE, #- 0.229, @- 0.5042/0.5043, *- 0.5045, \$- Carried Forward Grade, ~- Dyslexia, A/ABS- Absent, F- Fails, P- Passes

RR- Reserved, RLE- Reserve for Lower Examination, RPV- Provisional, RCC- 0.5050, ADC- Admission Cancelled

G:Grade, GP:Grade Point, C:Credits, ãC:Sum of Credit Points, ãCG:Sum of Product of Credits & Grades

SGPI:Semester Grade Performance Index = ãCG/ãC, CGPI:Cumulative Grade Performance Index

% Marks : 80 and Above 75-79.99 70-74.99 60-69.99 50-59.99 45-49.99 40-44.99 Less Than 40

Grade / Gr. Pt. : O / 10 A / 9 B / 8 C / 7 D / 6 E / 5 P / 4 F / 0

Dr. G. T. Thanpi
PRINCIPAL
Thadomal Shahani Engineering College
Bandra (W), Mumbai - 400 050.



SEAT_NO	NAME	<Course-I>	<Course-II>	<Course-III>	<Course-IV>	<Course-V>	<Course-VI>	<Course-VII>	<Course-VIII>	RESULT REMARK	TOTAL MARKS	
		Th(80/32)	Th(80/32)	Th(80/32)	Th(80/32)	Tw(25/10)	Tw(25/10)	Tw(25/10)	Tw(100/40)		OUT OF 700	
		In(20/08)	In(20/08)	In(20/08)	In(20/08)	Or(25/10)	Or(25/10)	Or/Pr(25/10)	Or/Pr(50/20)			
		Total	Total	Total	Total	Total	Total	Total	Total			
		C G GP C*G	C G GP C*G	C G GP C*G	C G GP C*G	C G GP C*G	C G GP C*G	C G GP C*G	C G GP C*G	ãC ãCG SGPI		
01.	CSC801		DISTRIBUTED COMPUTING			04.	CSDC8013	APPLIED DATA SCIENCE		07.	CSDC8023	SOCIAL MEDIA ANALYTICS
08.	ILO8021		PROJECT MANAGEMENT			17.	CSL801	DISTRIBUTED COMPUTING LAB		20.	CSDL8013	APPLIED DATA SCIENCE LAB
23.	CSDL8023		SOCIAL MEDIA ANALYTICS LAB			24.	CSP801	MAJOR PROJECT II				

6029673 GHARAT NISHANT NITESH SARIKA

52	52	47	47	22	14	20	91				
8	11	13	15	22	24	19	46	P	RPV	503	
60	63	60	62	44	38	39	137				
3 C 7 21	3 C 7 21	3 C 7 21	3 C 7 21	1 O 10 10	1 A 9 9	1 A 9 9	6 O 10 60	21	172	8.19	

(DIPLOMA STUDENT)

SGPI: SEM-III: 9.87 ; SEM-IV:10.00 ; SEM-V: 9.87 ; SEM-VI: 8.83 ; SEM-VII: 7.41 ; CGPI: 9.06
 CREDITS: SEM-III: 23 ; SEM-IV: 24 ; SEM-V: 23 ; SEM-VI: 23 ; SEM-VII: 22
 MARKS: SEM-III:672/775; SEM-IV:697/775; SEM-V:680/775; SEM-VI:608/775; SEM-VII:483/725; TOTAL: 3643/4525 (80.51%)

6029674 GODHASARA MANTHAN JAYSUKH SHILPA

56	63	60	60	21	21	24	93				
17	14	16	18	19	24	21	48	P		575	
73	77	76	78	40	45	45	141				
3 B 8 24	3 A 9 27	3 A 9 27	3 A 9 27	1 O 10 10	1 O 10 10	1 O 10 10	6 O 10 60	21	195	9.29	

SGPI: SEM-I: 9.56 ; SEM-II:10.00 ; SEM-III: 9.87 ; SEM-IV:10.00 ; SEM-V: 9.74 ; SEM-VI: 9.61 ; SEM-VII: 8.77 ; CGPI: 9.61
 CREDITS: SEM-I: 18 ; SEM-II: 20 ; SEM-III: 23 ; SEM-IV: 24 ; SEM-V: 23 ; SEM-VI: 23 ; SEM-VII: 22
 MARKS: SEM-I:584/675; SEM-II:669/725; SEM-III:675/775; SEM-IV:676/775; SEM-V:658/775; SEM-VI:644/775; SEM-VII:558/725; TOTAL: 5039/5925 (85.05%)

6029675 /GUPTA SACHI DEEPAK NEERU GUPTA

62	65	67	53	20	20	19	89				
11	14	19	16	20	22	20	42	P		559	
73	79	86	69	40	42	39	131				
3 B 8 24	3 A 9 27	3 O 10 30	3 C 7 21	1 O 10 10	1 O 10 10	1 A 9 9	6 O 10 60	21	191	9.10	

SGPI: SEM-I: 9.36 ; SEM-II: 9.70 ; SEM-III: 9.96 ; SEM-IV: 9.83 ; SEM-V: 9.74 ; SEM-VI: 8.57 ; SEM-VII: 7.59 ; CGPI: 9.23
 CREDITS: SEM-I: 18 ; SEM-II: 20 ; SEM-III: 23 ; SEM-IV: 24 ; SEM-V: 23 ; SEM-VI: 23 ; SEM-VII: 22
 MARKS: SEM-I:551/675; SEM-II:616/725; SEM-III:699/775; SEM-IV:672/775; SEM-V:638/775; SEM-VI:580/775; SEM-VII:497/725; TOTAL: 4812/5925 (81.22%)

/- FEMALE, #- 0.229, @- 0.5042/0.5043, *- 0.5045, \$- Carried Forward Grade, ~- Dyslexia, A/ABS- Absent, F- Fails, P- Passes

RR- Reserved, RLE- Reserve for Lower Examination, RPV- Provisional, RCC- 0.5050, ADC- Admission Cancelled

G:Grade, GP:Grade Point, C:Credits, ãC:Sum of Credit Points, ãCG:Sum of Product of Credits & Grades

SGPI:Semester Grade Performance Index = ãCG/ãC, CGPI:Cumulative Grade Performance Index

% Marks : 80 and Above 75-79.99 70-74.99 60-69.99 50-59.99 45-49.99 40-44.99 Less Than 40

Grade / Gr. Pt. : O / 10 A / 9 B / 8 C / 7 D / 6 E / 5 P / 4 F / 0

Dr. G. T. Thanpi
 PRINCIPAL
 Thadomal Shahani Engineering College
 Bandra (W), Mumbai - 400 050.



SEAT_NO	NAME	<Course-I>	<Course-II>	<Course-III>	<Course-IV>	<Course-V>	<Course-VI>	<Course-VII>	<Course-VIII>	RESULT REMARK	TOTAL MARKS	
		Th(80/32)	Th(80/32)	Th(80/32)	Th(80/32)	Tw(25/10)	Tw(25/10)	Tw(25/10)	Tw(100/40)		OUT OF 700	
		In(20/08)	In(20/08)	In(20/08)	In(20/08)	Or(25/10)	Or(25/10)	Or/Pr(25/10)	Or/Pr(50/20)			
		Total	Total	Total	Total	Total	Total	Total	Total			
		C G GP C*G	C G GP C*G	C G GP C*G	C G GP C*G	C G GP C*G	C G GP C*G	C G GP C*G	C G GP C*G	ãC ãCG SGPI		
01.	CSC801		DISTRIBUTED COMPUTING			04.	CSDC8013	APPLIED DATA SCIENCE		07.	CSDC8023	SOCIAL MEDIA ANALYTICS
08.	ILO8021		PROJECT MANAGEMENT			17.	CSL801	DISTRIBUTED COMPUTING LAB		20.	CSDL8013	APPLIED DATA SCIENCE LAB
23.	CSDL8023		SOCIAL MEDIA ANALYTICS LAB			24.	CSP801	MAJOR PROJECT II				

6029676 /GURBANI VANSHIKA RAM SNEHA

42	41	60	59	21	19	18	87				
12	14	14	15	19	21	20	46	P		508	
54	55	74	74	40	40	38	133				
3 D 6 18	3 D 6 18	3 B 8 24	3 B 8 24	1 O 10 10	1 O 10 10	1 A 9 9	6 O 10 60	21 173 8.24			
SGPI: SEM-I: 6.56 ; SEM-II: 9.10 ; SEM-III: 9.83 ; SEM-IV: 9.75 ; SEM-V: 9.52 ; SEM-VI: 7.57 ; SEM-VII: 6.95 ; CGPI: 8.50											
CREDITS: SEM-I: 18 ; SEM-II: 20 ; SEM-III: 23 ; SEM-IV: 24 ; SEM-V: 23 ; SEM-VI: 23 ; SEM-VII: 22											
MARKS: SEM-I:403/675; SEM-II:560/725; SEM-III:658/775; SEM-IV:649/775; SEM-V:635/775; SEM-VI:522/775; SEM-VII:440/725; TOTAL: 4375/5925 (73.84%)											

6029677 HARGUNANI GAUTAM DEEPAK CHANDA

32	32	46	33	20	18	19	83				
9	8	8	8	19	18	18	42	P		413	
41	40	54	41	39	36	37	125				
3 P 4 12	3 P 4 12	3 D 6 18	3 P 4 12	1 A 9 9	1 B 8 8	1 B 8 8	6 O 10 60	21 139 6.62			
SGPI: SEM-I: 7.06 ; SEM-II: 7.60 ; SEM-III: 9.26 ; SEM-IV: 9.54 ; SEM-V: 9.04 ; SEM-VI: 7.13 ; SEM-VII: 6.77 ; CGPI: 7.94											
CREDITS: SEM-I: 18 ; SEM-II: 20 ; SEM-III: 23 ; SEM-IV: 24 ; SEM-V: 23 ; SEM-VI: 23 ; SEM-VII: 22											
MARKS: SEM-I:429/675; SEM-II:500/725; SEM-III:605/775; SEM-IV:629/775; SEM-V:599/775; SEM-VI:496/775; SEM-VII:440/725; TOTAL: 4111/5925 (69.38%)											

6029678 IYER PRASAD VENKATACHALAM SHEFALI

50	41	52	57	21	20	23	83				
10	13	8	10	19	22	22	34	P		485	
60	54	60	67	40	42	45	117				
3 C 7 21	3 D 6 18	3 C 7 21	3 C 7 21	1 O 10 10	1 O 10 10	1 O 10 10	6 A 9 54	21 165 7.86			
SGPI: SEM-I: 7.56 ; SEM-II: 9.25 ; SEM-III: 9.57 ; SEM-IV:10.00 ; SEM-V: 9.22 ; SEM-VI: 8.17 ; SEM-VII: 6.64 ; CGPI: 8.58											
CREDITS: SEM-I: 18 ; SEM-II: 20 ; SEM-III: 23 ; SEM-IV: 24 ; SEM-V: 23 ; SEM-VI: 23 ; SEM-VII: 22											
MARKS: SEM-I:465/675; SEM-II:586/725; SEM-III:645/775; SEM-IV:668/775; SEM-V:628/775; SEM-VI:567/775; SEM-VII:433/725; TOTAL: 4477/5925 (75.56%)											

/- FEMALE, #- 0.229, @- 0.5042/0.5043, *- 0.5045, \$- Carried Forward Grade, ~- Dyslexia, A/ABS- Absent, F- Fails, P- Passes

RR- Reserved, RLE- Reserve for Lower Examination, RPV- Provisional, RCC- 0.5050, ADC- Admission Cancelled

G:Grade, GP:Grade Point, C:Credits, ãC:Sum of Credit Points, ãCG:Sum of Product of Credits & Grades

SGPI:Semester Grade Performance Index = ãCG/ãC, CGPI:Cumulative Grade Performance Index

% Marks : 80 and Above 75-79.99 70-74.99 60-69.99 50-59.99 45-49.99 40-44.99 Less Than 40

Grade / Gr. Pt. : O / 10 A / 9 B / 8 C / 7 D / 6 E / 5 P / 4 F / 0

Dr. G. T. Thanpi
PRINCIPAL
Thadomal Shahani Engineering College
Bandra (W), Mumbai - 400 050.



SEAT_NO	NAME	<Course-I>	<Course-II>	<Course-III>	<Course-IV>	<Course-V>	<Course-VI>	<Course-VII>	<Course-VIII>	RESULT REMARK	TOTAL MARKS
Th(80/32)	Th(80/32)	Th(80/32)	Th(80/32)	Tw(25/10)	Tw(25/10)	Tw(25/10)	Tw(100/40)			OUT OF 700	
In(20/08)	In(20/08)	In(20/08)	In(20/08)	Or(25/10)	Or(25/10)	Or/Pr(25/10)	Or/Pr(50/20)				
Total	Total	Total	Total	Total	Total	Total	Total				
C G GP C*G	C G GP C*G	C G GP C*G	C G GP C*G	C G GP C*G	C G GP C*G	C G GP C*G	C G GP C*G	C G GP C*G	C G GP C*G	ãC ãCG SGPI	
01. CSC801	DISTRIBUTED COMPUTING					04. CSDC8013	APPLIED DATA SCIENCE		07. CSDC8023	SOCIAL MEDIA ANALYTICS	
08. ILO8021	PROJECT MANAGEMENT					17. CSL801	DISTRIBUTED COMPUTING LAB		20. CSDL8013	APPLIED DATA SCIENCE LAB	
23. CSDL8023	SOCIAL MEDIA ANALYTICS LAB					24. CSP801	MAJOR PROJECT II				

6029679	JADWANI PRITHVI AJIT MALVIKA										
47	52	55	44	21	20	23	83				
14	14	17	17	22	22	22	34	P		507	
61	66	72	61	43	42	45	117				
3 C 7 21	3 C 7 21	3 B 8 24	3 C 7 21	1 O 10 10	1 O 10 10	1 O 10 10	6 A 9 54	21	171	8.14	
SGPI: SEM-I: 7.78 ; SEM-II: 8.75 ; SEM-III: 9.87 ; SEM-IV:10.00 ; SEM-V: 9.74 ; SEM-VI: 9.48 ; SEM-VII: 8.59 ; CGPI: 9.10											
CREDITS: SEM-I: 18 ; SEM-II: 20 ; SEM-III: 23 ; SEM-IV: 24 ; SEM-V: 23 ; SEM-VI: 23 ; SEM-VII: 22											
MARKS: SEM-I:485/675; SEM-II:558/725; SEM-III:689/775; SEM-IV:690/775; SEM-V:664/775; SEM-VI:636/775; SEM-VII:540/725; TOTAL: 4769/5925 (80.49%)											

6029680	/JAIN KRITANJALI SANJAY MANISHA										
57	42	64	58	22	21	22	90				
18	18	19	18	19	21	24	45	P		558	
75	60	83	76	41	42	46	135				
3 A 9 27	3 C 7 21	3 O 10 30	3 A 9 27	1 O 10 10	1 O 10 10	1 O 10 10	6 O 10 60	21	195	9.29	
SGPI: SEM-I: 9.50 ; SEM-II:10.00 ; SEM-III:10.00 ; SEM-IV:10.00 ; SEM-V:10.00 ; SEM-VI:10.00 ; SEM-VII: 8.77 ; CGPI: 9.71											
CREDITS: SEM-I: 18 ; SEM-II: 20 ; SEM-III: 23 ; SEM-IV: 24 ; SEM-V: 23 ; SEM-VI: 23 ; SEM-VII: 22											
MARKS: SEM-I:571/675; SEM-II:660/725; SEM-III:713/775; SEM-IV:713/775; SEM-V:668/775; SEM-VI:683/775; SEM-VII:567/725; TOTAL: 5133/5925 (86.63%)											

6029681	/JAIN SHRUTI BHARAT NAINA										
37	33	49	40	22	19	20	89				
13	12	14	13	22	20	21	45	P		469	
50	45	63	53	44	39	41	134				
3 D 6 18	3 E 5 15	3 C 7 21	3 D 6 18	1 O 10 10	1 A 9 9	1 O 10 10	6 O 10 60	21	161	7.67	
SGPI: SEM-I: 7.03 ; SEM-II: 8.80 ; SEM-III: 9.83 ; SEM-IV: 9.63 ; SEM-V: 9.30 ; SEM-VI: 7.17 ; SEM-VII: 7.50 ; CGPI: 8.42											
CREDITS: SEM-I: 18 ; SEM-II: 20 ; SEM-III: 23 ; SEM-IV: 24 ; SEM-V: 23 ; SEM-VI: 23 ; SEM-VII: 22											
MARKS: SEM-I:437/675; SEM-II:559/725; SEM-III:655/775; SEM-IV:657/775; SEM-V:640/775; SEM-VI:507/775; SEM-VII:481/725; TOTAL: 4405/5925 (74.35%)											

/- FEMALE, #- 0.229, @- 0.5042/0.5043, *- 0.5045, \$- Carried Forward Grade, ~- Dyslexia, A/ABS- Absent, F- Fails, P- Passes											
RR- Reserved, RLE- Reserve for Lower Examination, RPV- Provisional, RCC- 0.5050, ADC- Admission Cancelled											
G:Grade, GP:Grade Point, C:Credits, ãC:Sum of Credit Points, ãCG:Sum of Product of Credits & Grades											
SGPI:Semester Grade Performance Index = ãCG/ãC, CGPI:Cumulative Grade Performance Index											
% Marks : 80 and Above 75-79.99 70-74.99 60-69.99 50-59.99 45-49.99 40-44.99 Less Than 40											
Grade / Gr. Pt. : O / 10 A / 9 B / 8 C / 7 D / 6 E / 5 P / 4 F / 0											

Dr. G. T. Thanpi
PRINCIPAL
Thadomal Shahani Engineering College
Bandra (W), Mumbai - 400 050.



SEAT_NO	NAME	<Course-I>	<Course-II>	<Course-III>	<Course-IV>	<Course-V>	<Course-VI>	<Course-VII>	<Course-VIII>	RESULT REMARK	TOTAL MARKS	
		Th(80/32)	Th(80/32)	Th(80/32)	Th(80/32)	Tw(25/10)	Tw(25/10)	Tw(25/10)	Tw(100/40)		OUT OF 700	
		In(20/08)	In(20/08)	In(20/08)	In(20/08)	Or(25/10)	Or(25/10)	Or/Pr(25/10)	Or/Pr(50/20)			
		Total	Total	Total	Total	Total	Total	Total	Total			
		C G GP C*G	C G GP C*G	C G GP C*G	C G GP C*G	C G GP C*G	C G GP C*G	C G GP C*G	C G GP C*G	ãC ãCG SGPI		
01.	CSC801		DISTRIBUTED COMPUTING			04.	CSDC8013	APPLIED DATA SCIENCE		07.	CSDC8023	SOCIAL MEDIA ANALYTICS
08.	ILO8021		PROJECT MANAGEMENT			17.	CSL801	DISTRIBUTED COMPUTING LAB		20.	CSDL8013	APPLIED DATA SCIENCE LAB
23.	CSDL8023		SOCIAL MEDIA ANALYTICS LAB			24.	CSP801	MAJOR PROJECT II				

6029682 /JAIN YUKTA ASHISH SUMANLATA

60	49	69	60	23	20	22	95																			
15	16	18	18	21	21	22	48	P		577																
75	65	87	78	44	41	44	143																			
3 A	9	27	3 C	7	21	3 O	10	30	3 A	9	27	1 O	10	10	1 O	10	10	1 O	10	10	6 O	10	60	21	195	9.29
SGPI: SEM-I: 9.33 ; SEM-II: 9.95 ; SEM-III:10.00 ; SEM-IV:10.00 ; SEM-V:10.00 ; SEM-VI:10.00 ; SEM-VII: 9.05 ; CGPI: 9.72																										
CREDITS: SEM-I: 18 ; SEM-II: 20 ; SEM-III: 23 ; SEM-IV: 24 ; SEM-V: 23 ; SEM-VI: 23 ; SEM-VII: 22																										
MARKS: SEM-I:579/675; SEM-II:661/725; SEM-III:705/775; SEM-IV:704/775; SEM-V:685/775; SEM-VI:680/775; SEM-VII:570/725; TOTAL: 5161/5925 (87.11%)																										

6029683 JAISWAL ARYAN RAJEEV LEENA

69	61	78	56	21	20	23	80																			
17	15	17	16	20	24	19	34	P		570																
86	76	95	72	41	44	42	114																			
3 O	10	30	3 A	9	27	3 O	10	30	3 B	8	24	1 O	10	10	1 O	10	10	1 O	10	10	6 A	9	54	21	195	9.29
SGPI: SEM-I: 9.50 ; SEM-II: 9.70 ; SEM-III:10.00 ; SEM-IV:10.00 ; SEM-V: 9.87 ; SEM-VI:10.00 ; SEM-VII: 8.73 ; CGPI: 9.65																										
CREDITS: SEM-I: 18 ; SEM-II: 20 ; SEM-III: 23 ; SEM-IV: 24 ; SEM-V: 23 ; SEM-VI: 23 ; SEM-VII: 22																										
MARKS: SEM-I:551/675; SEM-II:618/725; SEM-III:699/775; SEM-IV:695/775; SEM-V:655/775; SEM-VI:672/775; SEM-VII:551/725; TOTAL: 5011/5925 (84.57%)																										

6029684 JAISWAL SHUBHAM VISHWAS KIRAN

57	50	50	51	19	21	21	91																			
12	15	15	17	17	21	21	47	P		525																
69	65	65	68	36	42	42	138																			
3 C	7	21	3 C	7	21	3 C	7	21	3 C	7	21	1 B	8	8	1 O	10	10	1 O	10	10	6 O	10	60	21	172	8.19
SGPI: SEM-I: 9.56 ; SEM-II:10.00 ; SEM-III:10.00 ; SEM-IV: 9.88 ; SEM-V:10.00 ; SEM-VI: 9.61 ; SEM-VII: 7.77 ; CGPI: 9.39																										
CREDITS: SEM-I: 18 ; SEM-II: 20 ; SEM-III: 23 ; SEM-IV: 24 ; SEM-V: 23 ; SEM-VI: 23 ; SEM-VII: 22																										
MARKS: SEM-I:566/675; SEM-II:659/725; SEM-III:682/775; SEM-IV:686/775; SEM-V:676/775; SEM-VI:634/775; SEM-VII:497/725; TOTAL: 4925/5925 (83.12%)																										

/- FEMALE, #- 0.229, @- 0.5042/0.5043, *- 0.5045, \$- Carried Forward Grade, ~- Dyslexia, A/ABS- Absent, F- Fails, P- Passes

RR- Reserved, RLE- Reserve for Lower Examination, RPV- Provisional, RCC- 0.5050, ADC- Admission Cancelled

G:Grade, GP:Grade Point, C:Credits, ãC:Sum of Credit Points, ãCG:Sum of Product of Credits & Grades

SGPI:Semester Grade Performance Index = ãCG/ãC, CGPI:Cumulative Grade Performance Index

% Marks : 80 and Above 75-79.99 70-74.99 60-69.99 50-59.99 45-49.99 40-44.99 Less Than 40

Grade / Gr. Pt. : O / 10 A / 9 B / 8 C / 7 D / 6 E / 5 P / 4 F / 0

Dr. G. T. Thanpi
PRINCIPAL
Thadomal Shahani Engineering College
Bandra (W), Mumbai - 400 050.



SEAT_NO	NAME	<Course-I>	<Course-II>	<Course-III>	<Course-IV>	<Course-V>	<Course-VI>	<Course-VII>	<Course-VIII>	RESULT REMARK	TOTAL MARKS	
		Th(80/32)	Th(80/32)	Th(80/32)	Th(80/32)	Tw(25/10)	Tw(25/10)	Tw(25/10)	Tw(100/40)		OUT OF 700	
		In(20/08)	In(20/08)	In(20/08)	In(20/08)	Or(25/10)	Or(25/10)	Or/Pr(25/10)	Or/Pr(50/20)			
		Total	Total	Total	Total	Total	Total	Total	Total			
		C G GP C*G	C G GP C*G	C G GP C*G	C G GP C*G	C G GP C*G	C G GP C*G	C G GP C*G	C G GP C*G	ãC ãCG SGPI		
01.	CSC801		DISTRIBUTED COMPUTING			04.	CSDC8013	APPLIED DATA SCIENCE		07.	CSDC8023	SOCIAL MEDIA ANALYTICS
08.	ILO8021		PROJECT MANAGEMENT			17.	CSL801	DISTRIBUTED COMPUTING LAB		20.	CSDL8013	APPLIED DATA SCIENCE LAB
23.	CSDL8023		SOCIAL MEDIA ANALYTICS LAB			24.	CSP801	MAJOR PROJECT II				

6029685 / JOGESHWAR AANCHAL ANIL KARISHMA

54	54	63	66	21	20	20	83				
15	15	14	16	22	20	21	34	P		538	
69	69	77	82	43	40	41	117				
3 C 7 21	3 C 7 21	3 A 9 27	3 O 10 30	1 O 10 10	1 O 10 10	1 O 10 10	6 A 9 54	21	183	8.71	

SGPI: SEM-I: 7.50 ; SEM-II: 9.10 ; SEM-III: 9.83 ; SEM-IV:10.00 ; SEM-V:10.00 ; SEM-VI: 9.00 ; SEM-VII: 7.23 ; CGPI: 8.98
 CREDITS: SEM-I: 18 ; SEM-II: 20 ; SEM-III: 23 ; SEM-IV: 24 ; SEM-V: 23 ; SEM-VI: 23 ; SEM-VII: 22
 MARKS: SEM-I:461/675; SEM-II:583/725; SEM-III:673/775; SEM-IV:690/775; SEM-V:665/775; SEM-VI:610/775; SEM-VII:463/725; TOTAL: 4683/5925 (79.04%)

6029686 / JOSHI NIHARIKA HARSH RASHMI

58	62	65	45	22	20	20	80				
16	16	16	17	22	21	21	34	P		535	
74	78	81	62	44	41	41	114				
3 B 8 24	3 A 9 27	3 O 10 30	3 C 7 21	1 O 10 10	1 O 10 10	1 O 10 10	6 A 9 54	21	186	8.86	

SGPI: SEM-I: 7.08 ; SEM-II: 9.30 ; SEM-III: 9.87 ; SEM-IV:10.00 ; SEM-V:10.00 ; SEM-VI: 9.35 ; SEM-VII: 7.59 ; CGPI: 9.07
 CREDITS: SEM-I: 18 ; SEM-II: 20 ; SEM-III: 23 ; SEM-IV: 24 ; SEM-V: 23 ; SEM-VI: 23 ; SEM-VII: 22
 MARKS: SEM-I:439/675; SEM-II:580/725; SEM-III:687/775; SEM-IV:699/775; SEM-V:677/775; SEM-VI:622/775; SEM-VII:490/725; TOTAL: 4729/5925 (79.81%)

6029687 / JUVEKAR MITALI PRAKASH PRIYANKA

58	53	57	58	21	20	21	92				
15	15	14	16	20	20	20	46	P		546	
73	68	71	74	41	40	41	138				
3 B 8 24	3 C 7 21	3 B 8 24	3 B 8 24	1 O 10 10	1 O 10 10	1 O 10 10	6 O 10 60	21	183	8.71	

SGPI: SEM-I: 9.28 ; SEM-II: 9.03 ; SEM-III:10.00 ; SEM-IV:10.00 ; SEM-V:10.00 ; SEM-VI: 9.09 ; SEM-VII: 7.64 ; CGPI: 9.24
 CREDITS: SEM-I: 18 ; SEM-II: 20 ; SEM-III: 23 ; SEM-IV: 24 ; SEM-V: 23 ; SEM-VI: 23 ; SEM-VII: 22
 MARKS: SEM-I:563/675; SEM-II:580/725; SEM-III:690/775; SEM-IV:683/775; SEM-V:656/775; SEM-VI:611/775; SEM-VII:491/725; TOTAL: 4820/5925 (81.35%)

/- FEMALE, #- 0.229, @- 0.5042/0.5043, *- 0.5045, \$- Carried Forward Grade, ~- Dyslexia, A/ABS- Absent, F- Fails, P- Passes

RR- Reserved, RLE- Reserve for Lower Examination, RPV- Provisional, RCC- 0.5050, ADC- Admission Cancelled

G:Grade, GP:Grade Point, C:Credits, ãC:Sum of Credit Points, ãCG:Sum of Product of Credits & Grades

SGPI:Semester Grade Performance Index = ãCG/ãC, CGPI:Cumulative Grade Performance Index

% Marks : 80 and Above 75-79.99 70-74.99 60-69.99 50-59.99 45-49.99 40-44.99 Less Than 40

Grade / Gr. Pt. : O / 10 A / 9 B / 8 C / 7 D / 6 E / 5 P / 4 F / 0

Dr. G. T. Thanpi
 PRINCIPAL
 Thadomal Shahani Engineering College
 Bandra (W), Mumbai - 400 050.



SEAT_NO	NAME	<Course-I>	<Course-II>	<Course-III>	<Course-IV>	<Course-V>	<Course-VI>	<Course-VII>	<Course-VIII>	RESULT REMARK	TOTAL MARKS	
		Th(80/32)	Th(80/32)	Th(80/32)	Th(80/32)	Tw(25/10)	Tw(25/10)	Tw(25/10)	Tw(100/40)		OUT OF 700	
		In(20/08)	In(20/08)	In(20/08)	In(20/08)	Or(25/10)	Or(25/10)	Or/Pr(25/10)	Or/Pr(50/20)			
		Total	Total	Total	Total	Total	Total	Total	Total			
		C G GP C*G	C G GP C*G	C G GP C*G	C G GP C*G	C G GP C*G	C G GP C*G	C G GP C*G	C G GP C*G	ãC ãCG SGPI		
01.	CSC801	DISTRIBUTED COMPUTING				04.	CSDC8013	APPLIED DATA SCIENCE		07.	CSDC8023	SOCIAL MEDIA ANALYTICS
08.	ILO8021	PROJECT MANAGEMENT				17.	CSL801	DISTRIBUTED COMPUTING LAB		20.	CSDL8013	APPLIED DATA SCIENCE LAB
23.	CSDL8023	SOCIAL MEDIA ANALYTICS LAB				24.	CSP801	MAJOR PROJECT II				
6029688	KAKU JAY SUSHIL KAJAL											
		55	42	62	48	23	21	21	95			
		16	15	15	17	23	23	23	48	P	547	
		71	57	77	65	46	44	44	143			
		3 B 8 24	3 D 6 18	3 A 9 27	3 C 7 21	1 O 10 10	1 O 10 10	1 O 10 10	6 O 10 60	21 180	8.57	
		SGPI: SEM-I: 7.22 ; SEM-II: 9.05 ; SEM-III:10.00 ; SEM-IV: 9.98 ; SEM-V: 9.22 ; SEM-VI: 8.96 ; SEM-VII: 8.32 ; CGPI: 8.97										
		CREDITS: SEM-I: 18 ; SEM-II: 20 ; SEM-III: 23 ; SEM-IV: 24 ; SEM-V: 23 ; SEM-VI: 23 ; SEM-VII: 22										
		MARKS: SEM-I:457/675; SEM-II:573/725; SEM-III:701/775; SEM-IV:674/775; SEM-V:626/775; SEM-VI:629/775; SEM-VII:538/725; TOTAL: 4745/5925 (80.08%)										
6029689	KAMATH TANAY SUNIL MALLIKA											
		39	46	54	49	20	19	20	91			
		8	12	12	12	18	20	21	47	P	488	
		47	58	66	61	38	39	41	138			
		3 E 5 15	3 D 6 18	3 C 7 21	3 C 7 21	1 A 9 9	1 A 9 9	1 O 10 10	6 O 10 60	21 163	7.76	
		SGPI: SEM-I: 8.17 ; SEM-II: 9.25 ; SEM-III: 9.74 ; SEM-IV: 9.83 ; SEM-V: 9.22 ; SEM-VI: 8.48 ; SEM-VII: 7.32 ; CGPI: 8.75										
		CREDITS: SEM-I: 18 ; SEM-II: 20 ; SEM-III: 23 ; SEM-IV: 24 ; SEM-V: 23 ; SEM-VI: 23 ; SEM-VII: 22										
		MARKS: SEM-I:497/675; SEM-II:591/725; SEM-III:663/775; SEM-IV:659/775; SEM-V:633/775; SEM-VI:587/775; SEM-VII:468/725; TOTAL: 4586/5925 (77.40%)										
6029690	KARNA SHASHANK SANSIJ MALRANI											
		41	47	37	33	18	20	16	88			
		10	11	11	8	19	20	20	48	P	447	
		51	58	48	41	37	40	36	136			
		3 D 6 18	3 D 6 18	3 E 5 15	3 P 4 12	1 B 8 8	1 O 10 10	1 B 8 8	6 O 10 60	21 149	7.10	
		SGPI: SEM-I: 7.44 ; SEM-II: 9.50 ; SEM-III: 9.78 ; SEM-IV: 9.88 ; SEM-V: 9.09 ; SEM-VI: 8.26 ; SEM-VII: 7.77 ; CGPI: 8.65										
		CREDITS: SEM-I: 18 ; SEM-II: 20 ; SEM-III: 23 ; SEM-IV: 24 ; SEM-V: 23 ; SEM-VI: 23 ; SEM-VII: 22										
		MARKS: SEM-I:448/675; SEM-II:593/725; SEM-III:667/775; SEM-IV:676/775; SEM-V:597/775; SEM-VI:572/775; SEM-VII:494/725; TOTAL: 4494/5925 (75.85%)										
<p>RR- Reserved, RLE- Reserve for Lower Examination, RPV- Provisional, RCC- O.5050, ADC- Admission Cancelled G:Grade, GP:Grade Point, C:Credits, ãC:Sum of Credit Points, ãCG:Sum of Product of Credits & Grades SGPI:Semester Grade Performance Index = ãCG/ãC, CGPI:Cumulative Grade Performance Index % Marks : 80 and Above 75-79.99 70-74.99 60-69.99 50-59.99 45-49.99 40-44.99 Less Than 40 Grade / Gr. Pt. : O / 10 A / 9 B / 8 C / 7 D / 6 E / 5 P / 4 F / 0</p>												

Dr. G. T. Thanpi
PRINCIPAL
Thadomal Shahani Engineering College
Bandra (W), Mumbai - 400 050.



SEAT_NO	NAME	<Course-I>	<Course-II>	<Course-III>	<Course-IV>	<Course-V>	<Course-VI>	<Course-VII>	<Course-VIII>	RESULT REMARK	TOTAL MARKS	
		Th(80/32)	Th(80/32)	Th(80/32)	Th(80/32)	Tw(25/10)	Tw(25/10)	Tw(25/10)	Tw(100/40)		OUT OF 700	
		In(20/08)	In(20/08)	In(20/08)	In(20/08)	Or(25/10)	Or(25/10)	Or/Pr(25/10)	Or/Pr(50/20)			
		Total	Total	Total	Total	Total	Total	Total	Total			
		C G GP C*G	C G GP C*G	C G GP C*G	C G GP C*G	C G GP C*G	C G GP C*G	C G GP C*G	C G GP C*G	ãC ãCG SGPI		
01.	CSC801		DISTRIBUTED COMPUTING			04.	CSDC8013	APPLIED DATA SCIENCE		07.	CSDC8023	SOCIAL MEDIA ANALYTICS
08.	ILO8021		PROJECT MANAGEMENT			17.	CSL801	DISTRIBUTED COMPUTING LAB		20.	CSDL8013	APPLIED DATA SCIENCE LAB
23.	CSDL8023		SOCIAL MEDIA ANALYTICS LAB			24.	CSP801	MAJOR PROJECT II				

6029691 KHALSA DILIP BALDEV SINGH SURJIT KAUR

60	43	45	47	21	17	12	89				
12	11	14	15	20	15	20	45	P	RLE	486	
72	54	59	62	41	32	32	134				
3 B 8 24	3 D 6 18	3 D 6 18	3 C 7 21	1 O 10 10	1 C 7 7	1 C 7 7	6 O 10 60	21	165	7.86	
SGPI: SEM-I: 9.33 ; SEM-II: 9.85 ; SEM-III: 9.70 ; SEM-IV: 9.75 ; SEM-V: 9.74 ; SEM-VI: 8.00 ; SEM-VII: -- ; CGPI: --											
CREDITS: SEM-I: 18 ; SEM-II: 20 ; SEM-III: 23 ; SEM-IV: 24 ; SEM-V: 23 ; SEM-VI: 23 ; SEM-VII: --											
MARKS: SEM-I:562/675; SEM-II:652/725; SEM-III:659/775; SEM-IV:632/775; SEM-V:660/775; SEM-VI:551/775; SEM-VII:-- ; TOTAL: --											

6029692 KHATRI CHIRAG RAJESH SANAM

52	63	57	49	20	20	19	93				
15	15	12	17	20	20	22	46	P		540	
67	78	69	66	40	40	41	139				
3 C 7 21	3 A 9 27	3 C 7 21	3 C 7 21	1 O 10 10	1 O 10 10	1 O 10 10	6 O 10 60	21	180	8.57	
SGPI: SEM-I: 6.31 ; SEM-II: 8.10 ; SEM-III: 9.26 ; SEM-IV: 9.96 ; SEM-V: 9.65 ; SEM-VI: 8.65 ; SEM-VII: 8.41 ; CGPI: 8.70											
CREDITS: SEM-I: 18 ; SEM-II: 20 ; SEM-III: 23 ; SEM-IV: 24 ; SEM-V: 23 ; SEM-VI: 23 ; SEM-VII: 22											
MARKS: SEM-I:401/675; SEM-II:528/725; SEM-III:630/775; SEM-IV:673/775; SEM-V:660/775; SEM-VI:592/775; SEM-VII:537/725; TOTAL: 4561/5925 (76.98%)											

6029693 /KHATRI ISHA RAMESH SAVITA

47	51	63	35	23	20	19	85				
15	13	15	14	21	22	20	41	P		504	
62	64	78	49	44	42	39	126				
3 C 7 21	3 C 7 21	3 A 9 27	3 E 5 15	1 O 10 10	1 O 10 10	1 A 9 9	6 O 10 60	21	173	8.24	
SGPI: SEM-I: 7.11 ; SEM-II: 8.60 ; SEM-III: 9.48 ; SEM-IV:10.00 ; SEM-V: 9.96 ; SEM-VI: 9.22 ; SEM-VII: 8.55 ; CGPI: 8.97											
CREDITS: SEM-I: 18 ; SEM-II: 20 ; SEM-III: 23 ; SEM-IV: 24 ; SEM-V: 23 ; SEM-VI: 23 ; SEM-VII: 22											
MARKS: SEM-I:440/675; SEM-II:553/725; SEM-III:638/775; SEM-IV:679/775; SEM-V:655/775; SEM-VI:620/775; SEM-VII:541/725; TOTAL: 4630/5925 (78.14%)											

/- FEMALE, #- 0.229, @- 0.5042/0.5043, *- 0.5045, \$- Carried Forward Grade, ~- Dyslexia, A/ABS- Absent, F- Fails, P- Passes

RR- Reserved, RLE- Reserve for Lower Examination, RPV- Provisional, RCC- 0.5050, ADC- Admission Cancelled

G:Grade, GP:Grade Point, C:Credits, ãC:Sum of Credit Points, ãCG:Sum of Product of Credits & Grades

SGPI:Semester Grade Performance Index = ãCG/ãC, CGPI:Cumulative Grade Performance Index

% Marks : 80 and Above 75-79.99 70-74.99 60-69.99 50-59.99 45-49.99 40-44.99 Less Than 40

Grade / Gr. Pt. : O / 10 A / 9 B / 8 C / 7 D / 6 E / 5 P / 4 F / 0

Dr. G. T. Thanpi
PRINCIPAL
Thadomal Shahani Engineering College
Bandra (W), Mumbai - 400 050.



SEAT_NO	NAME	<Course-I>	<Course-II>	<Course-III>	<Course-IV>	<Course-V >	<Course-VI>	<Course-VII>	<Course-VIII>	RESULT REMARK	TOTAL MARKS	
		Th(80/32)	Th(80/32)	Th(80/32)	Th(80/32)	Tw(25/10)	Tw(25/10)	Tw(25/10)	Tw(100/40)		OUT OF 700	
		In(20/08)	In(20/08)	In(20/08)	In(20/08)	Or(25/10)	Or(25/10)	Or/Pr(25/10)	Or/Pr(50/20)			
		Total	Total	Total	Total	Total	Total	Total	Total			
		C G GP C*G	C G GP C*G	C G GP C*G	C G GP C*G	C G GP C*G	C G GP C*G	C G GP C*G	C G GP C*G	ãC ãCG SGPI		
01.	CSC801		DISTRIBUTED COMPUTING			04.	CSDC8013	APPLIED DATA SCIENCE		07.	CSDC8023	SOCIAL MEDIA ANALYTICS
08.	ILO8021		PROJECT MANAGEMENT			17.	CSL801	DISTRIBUTED COMPUTING LAB		20.	CSDL8013	APPLIED DATA SCIENCE LAB
23.	CSDL8023		SOCIAL MEDIA ANALYTICS LAB			24.	CSP801	MAJOR PROJECT II				

6029694	KHATWANI YASH PURSHOTTAM VARSHA											
		54	56	73	65	19	19	20	92			
		10	14	16	13	21	23	22	46	P		563
		64	70	89	78	40	42	42	138			
		3 C 7 21	3 B 8 24	3 O 10 30	3 A 9 27	1 O 10 10	1 O 10 10	1 O 10 10	6 O 10 60	21 192 9.14		
		SGPI: SEM-I: 9.28 ; SEM-II: 9.45 ; SEM-III: 9.61 ; SEM-IV: 9.75 ; SEM-V: 9.96 ; SEM-VI: 9.35 ; SEM-VII: 8.86 ; CGPI: 9.44										
		CREDITS: SEM-I: 18 ; SEM-II: 20 ; SEM-III: 23 ; SEM-IV: 24 ; SEM-V: 23 ; SEM-VI: 23 ; SEM-VII: 22										
		MARKS: SEM-I:567/675; SEM-II:620/725; SEM-III:628/775; SEM-IV:641/775; SEM-V:659/775; SEM-VI:618/775; SEM-VII:558/725; TOTAL: 4854/5925 (81.92%)										

6029695	KOTHARI SIDDHANT JAYDEEP DIPA											
		34	38	55	43	15	17	12	78			
		8	8	8	12	17	15	16	38	P RLE		414
		42	46	63	55	32	32	28	116			
		3 P 4 12	3 E 5 15	3 C 7 21	3 D 6 18	1 C 7 7	1 C 7 7	1 D 6 6	6 A 9 54	21 140 6.67		
		SGPI: SEM-I: 8.33 ; SEM-II: 8.65 ; SEM-III: 9.74 ; SEM-IV: 9.71 ; SEM-V: 9.39 ; SEM-VI: 6.87 ; SEM-VII: -- ; CGPI: --										
		CREDITS: SEM-I: 18 ; SEM-II: 20 ; SEM-III: 23 ; SEM-IV: 24 ; SEM-V: 23 ; SEM-VI: 23 ; SEM-VII: --										
		MARKS: SEM-I:503/675; SEM-II:559/725; SEM-III:661/775; SEM-IV:656/775; SEM-V:634/775; SEM-VI:480/775; SEM-VII:-- ; TOTAL: --										

6029696	/KUKREJA ROSHNI PAWAN NANDINI											
		32E	39E	43E	23F	21E	20E	20E	80E			
		8E	8E	10E	11E	21E	19E	20E	34E	F		409
		40	47	53	--	42	39	40	114			
		3 P 4 12	3 E 5 15	3 D 6 18	-- -- --	1 O 10 10	1 A 9 9	1 O 10 10	6 A 9 54	18 128		--
		SGPI: SEM-I: 7.33 ; SEM-II: 8.00 ; SEM-III: 9.91 ; SEM-IV: 9.96 ; SEM-V:10.00 ; SEM-VI: 7.65 ; SEM-VII: 6.59 ; CGPI: --										
		CREDITS: SEM-I: 18 ; SEM-II: 20 ; SEM-III: 23 ; SEM-IV: 24 ; SEM-V: 23 ; SEM-VI: 23 ; SEM-VII: 22										
		MARKS: SEM-I:444/675; SEM-II:514/725; SEM-III:687/775; SEM-IV:681/775; SEM-V:659/775; SEM-VI:519/775; SEM-VII:423/725; TOTAL: --										

/- FEMALE, #- 0.229, @- 0.5042/0.5043, *- 0.5045, \$- Carried Forward Grade, ~- Dyslexia, A/ABS- Absent, F- Fails, P- Passes												
RR- Reserved, RLE- Reserve for Lower Examination, RPV- Provisional, RCC- 0.5050, ADC- Admission Cancelled												
G:Grade, GP:Grade Point, C:Credits, ãC:Sum of Credit Points, ãCG:Sum of Product of Credits & Grades												
SGPI:Semester Grade Performance Index = ãCG/ãC, CGPI:Cumulative Grade Performance Index												
% Marks : 80 and Above 75-79.99 70-74.99 60-69.99 50-59.99 45-49.99 40-44.99 Less Than 40												
Grade / Gr. Pt. : O / 10 A / 9 B / 8 C / 7 D / 6 E / 5 P / 4 F / 0												

Dr. G. T. Thanpi
PRINCIPAL
Thadomal Shahani Engineering College
Bandra (W), Mumbai - 400 050.



SEAT_NO	NAME	<Course-I>	<Course-II>	<Course-III>	<Course-IV>	<Course-V>	<Course-VI>	<Course-VII>	<Course-VIII>	RESULT REMARK	TOTAL MARKS OUT OF 700	
		Th(80/32)	Th(80/32)	Th(80/32)	Th(80/32)	Tw(25/10)	Tw(25/10)	Tw(25/10)	Tw(100/40)			
		In(20/08)	In(20/08)	In(20/08)	In(20/08)	Or(25/10)	Or(25/10)	Or/Pr(25/10)	Or/Pr(50/20)			
		Total	Total	Total	Total	Total	Total	Total	Total			
		C G GP C*G	C G GP C*G	C G GP C*G	C G GP C*G	C G GP C*G	C G GP C*G	C G GP C*G	C G GP C*G	ãC ãCG SGPI		
01.	CSC801		DISTRIBUTED COMPUTING			04.	CSDC8013	APPLIED DATA SCIENCE		07.	CSDC8023	SOCIAL MEDIA ANALYTICS
08.	ILO8021		PROJECT MANAGEMENT			17.	CSL801	DISTRIBUTED COMPUTING LAB		20.	CSDL8013	APPLIED DATA SCIENCE LAB
23.	CSDL8023		SOCIAL MEDIA ANALYTICS LAB			24.	CSP801	MAJOR PROJECT II				

6029697 KUNTE VEDANT NILESH NEERAJA

50	66	73	63	21	21	19	90				
12	13	14	15	22	23	20	43	P		565	
62	79	87	78	43	44	39	133				
3 C 7 21 3 A 9 27 3 O 10 30 3 A 9 27 1 O 10 10 1 O 10 10 1 A 9 9 6 O 10 60 21 194 9.24											

SGPI: SEM-I: 8.78 ; SEM-II: 9.10 ; SEM-III: 9.96 ; SEM-IV: 9.88 ; SEM-V: 9.74 ; SEM-VI: 9.30 ; SEM-VII: 8.14 ; CGPI: 9.29
 CREDITS: SEM-I: 18 ; SEM-II: 20 ; SEM-III: 23 ; SEM-IV: 24 ; SEM-V: 23 ; SEM-VI: 23 ; SEM-VII: 22
 MARKS: SEM-I:519/675; SEM-II:581/725; SEM-III:686/775; SEM-IV:683/775; SEM-V:655/775; SEM-VI:610/775; SEM-VII:522/725; TOTAL: 4821/5925 (81.37%)

6029698 LULLA CHIRAG VINODKUMAR POOJA

37	43	60	47	19	20	22	91				
12	14	17	17	19	23	22	48	P		511	
49	57	77	64	38	43	44	139				
3 E 5 15 3 D 6 18 3 A 9 27 3 C 7 21 1 A 9 9 1 O 10 10 1 O 10 10 6 O 10 60 21 170 8.10											

SGPI: SEM-I: 9.00 ; SEM-II: 9.48 ; SEM-III: 9.78 ; SEM-IV: 9.75 ; SEM-V: 9.30 ; SEM-VI: 8.39 ; SEM-VII: 8.32 ; CGPI: 9.03
 CREDITS: SEM-I: 18 ; SEM-II: 20 ; SEM-III: 23 ; SEM-IV: 24 ; SEM-V: 23 ; SEM-VI: 23 ; SEM-VII: 22
 MARKS: SEM-I:552/675; SEM-II:606/725; SEM-III:649/775; SEM-IV:655/775; SEM-V:637/775; SEM-VI:580/775; SEM-VII:531/725; TOTAL: 4721/5925 (79.68%)

6029699 MAHAJAN CHIRAG VINAY KIRAN

53	73	66	65	21	20	20	93				
16	16	18	17	21	22	22	46	P		589	
69	89	84	82	42	42	42	139				
3 C 7 21 3 O 10 30 3 O 10 30 3 O 10 30 1 O 10 10 1 O 10 10 1 O 10 10 6 O 10 60 21 201 9.57											

SGPI: SEM-I: 8.78 ; SEM-II: 9.35 ; SEM-III: 9.65 ; SEM-IV: 9.88 ; SEM-V:10.00 ; SEM-VI: 9.87 ; SEM-VII: 8.86 ; CGPI: 9.52
 CREDITS: SEM-I: 18 ; SEM-II: 20 ; SEM-III: 23 ; SEM-IV: 24 ; SEM-V: 23 ; SEM-VI: 23 ; SEM-VII: 22
 MARKS: SEM-I:521/675; SEM-II:595/725; SEM-III:665/775; SEM-IV:680/775; SEM-V:676/775; SEM-VI:646/775; SEM-VII:562/725; TOTAL: 4934/5925 (83.27%)

/- FEMALE, #- 0.229, @- 0.5042/0.5043, *- 0.5045, \$- Carried Forward Grade, ~- Dyslexia, A/ABS- Absent, F- Fails, P- Passes

RR- Reserved, RLE- Reserve for Lower Examination, RPV- Provisional, RCC- 0.5050, ADC- Admission Cancelled

G:Grade, GP:Grade Point, C:Credits, ãC:Sum of Credit Points, ãCG:Sum of Product of Credits & Grades

SGPI:Semester Grade Performance Index = ãCG/ãC, CGPI:Cumulative Grade Performance Index

% Marks : 80 and Above 75-79.99 70-74.99 60-69.99 50-59.99 45-49.99 40-44.99 Less Than 40

Grade / Gr. Pt. : O / 10 A / 9 B / 8 C / 7 D / 6 E / 5 P / 4 F / 0

Dr. G. T. Thanpi
 PRINCIPAL
 Thadomal Shahani Engineering College
 Bandra (W), Mumbai - 400 050.



SEAT_NO	NAME	<Course-I>	<Course-II>	<Course-III>	<Course-IV>	<Course-V>	<Course-VI>	<Course-VII>	<Course-VIII>	RESULT REMARK	TOTAL MARKS OUT OF 700	
		Th(80/32)	Th(80/32)	Th(80/32)	Th(80/32)	Tw(25/10)	Tw(25/10)	Tw(25/10)	Tw(100/40)			
		In(20/08)	In(20/08)	In(20/08)	In(20/08)	Or(25/10)	Or(25/10)	Or/Pr(25/10)	Or/Pr(50/20)			
		Total	Total	Total	Total	Total	Total	Total	Total			
		C G GP C*G	C G GP C*G	C G GP C*G	C G GP C*G	C G GP C*G	C G GP C*G	C G GP C*G	C G GP C*G	ãC ãCG SGPI		
01.	CSC801		DISTRIBUTED COMPUTING			04.	CSDC8013	APPLIED DATA SCIENCE		07.	CSDC8023	SOCIAL MEDIA ANALYTICS
08.	ILO8021		PROJECT MANAGEMENT			17.	CSL801	DISTRIBUTED COMPUTING LAB		20.	CSDL8013	APPLIED DATA SCIENCE LAB
23.	CSDL8023		SOCIAL MEDIA ANALYTICS LAB			24.	CSP801	MAJOR PROJECT II				

6029700 MAKHIJA JASH GAUTAM KARUNA

58	65	54	56	22	20	22	92				
17	18	19	18	23	24	22	47	P		577	
75	83	73	74	45	44	44	139				
3 A 9 27	3 O 10 30	3 B 8 24	3 B 8 24	1 O 10 10	1 O 10 10	1 O 10 10	6 O 10 60	21	195	9.29	

SGPI: SEM-I: 9.56 ; SEM-II: 9.80 ; SEM-III:10.00 ; SEM-IV:10.00 ; SEM-V: 9.91 ; SEM-VI:10.00 ; SEM-VII: 8.64 ; CGPI: 9.66
 CREDITS: SEM-I: 18 ; SEM-II: 20 ; SEM-III: 23 ; SEM-IV: 24 ; SEM-V: 23 ; SEM-VI: 23 ; SEM-VII: 22
 MARKS: SEM-I:582/675; SEM-II:648/725; SEM-III:714/775; SEM-IV:714/775; SEM-V:674/775; SEM-VI:687/775; SEM-VII:561/725; TOTAL: 5157/5925 (87.04%)

6029701 /MAKHIJA PRIYANKA SANJAY AMISHA

60	56	65	55	18	15	19	94				
16	16	16	17	23	22	21	48	P		561	
76	72	81	72	41	37	40	142				
3 A 9 27	3 B 8 24	3 O 10 30	3 B 8 24	1 O 10 10	1 B 8 8	1 O 10 10	6 O 10 60	21	193	9.19	

(DIPLOMA STUDENT)

SGPI: SEM-III: 9.87 ; SEM-IV: 9.88 ; SEM-V:10.00 ; SEM-VI:10.00 ; SEM-VII: 8.95 ; CGPI: 9.66
 CREDITS: SEM-III: 23 ; SEM-IV: 24 ; SEM-V: 23 ; SEM-VI: 23 ; SEM-VII: 22
 MARKS: SEM-III:694/775; SEM-IV:687/775; SEM-V:685/775; SEM-VI:681/775; SEM-VII:561/725; TOTAL: 3869/4525 (85.50%)

6029702 MAMTORA VARUN RAJESH BHAVNA

56	50	55	50	22	20	21	93				
13	15	16	15	23	20	22	48	P		539	
69	65	71	65	45	40	43	141				
3 C 7 21	3 C 7 21	3 B 8 24	3 C 7 21	1 O 10 10	1 O 10 10	1 O 10 10	6 O 10 60	21	177	8.43	

SGPI: SEM-I: 7.06 ; SEM-II: 8.83 ; SEM-III: 9.43 ; SEM-IV:10.00 ; SEM-V: 9.74 ; SEM-VI: 8.17 ; SEM-VII: 7.86 ; CGPI: 8.75
 CREDITS: SEM-I: 18 ; SEM-II: 20 ; SEM-III: 23 ; SEM-IV: 24 ; SEM-V: 23 ; SEM-VI: 23 ; SEM-VII: 22
 MARKS: SEM-I:449/675; SEM-II:560/725; SEM-III:636/775; SEM-IV:682/775; SEM-V:657/775; SEM-VI:568/775; SEM-VII:506/725; TOTAL: 4597/5925 (77.59%)

/- FEMALE, #- 0.229, @- 0.5042/0.5043, *- 0.5045, \$- Carried Forward Grade, -- Dyslexia, A/ABS- Absent, F- Fails, P- Passes

RR- Reserved, RLE- Reserve for Lower Examination, RPV- Provisional, RCC- 0.5050, ADC- Admission Cancelled

G:Grade, GP:Grade Point, C:Credits, ãC:Sum of Credit Points, ãCG:Sum of Product of Credits & Grades

SGPI:Semester Grade Performance Index = ãCG/ãC, CGPI:Cumulative Grade Performance Index

% Marks : 80 and Above 75-79.99 70-74.99 60-69.99 50-59.99 45-49.99 40-44.99 Less Than 40

Grade / Gr. Pt. : O / 10 A / 9 B / 8 C / 7 D / 6 E / 5 P / 4 F / 0

Dr. G. T. Thampi
 PRINCIPAL
 Thadomal Shahani Engineering College
 Bandra (W), Mumbai - 400 050.



Dr. G. T. Thampi
 PRINCIPAL
 Thadomal Shahani Engineering College
 Bandra (W), Mumbai - 400 050.



SEAT_NO	NAME	<Course-I>	<Course-II>	<Course-III>	<Course-IV>	<Course-V>	<Course-VI>	<Course-VII>	<Course-VIII>	RESULT REMARK	TOTAL MARKS	
		Th(80/32)	Th(80/32)	Th(80/32)	Th(80/32)	Tw(25/10)	Tw(25/10)	Tw(25/10)	Tw(100/40)		OUT OF 700	
		In(20/08)	In(20/08)	In(20/08)	In(20/08)	Or(25/10)	Or(25/10)	Or/Pr(25/10)	Or/Pr(50/20)			
		Total	Total	Total	Total	Total	Total	Total	Total			
		C G GP C*G	C G GP C*G	C G GP C*G	C G GP C*G	C G GP C*G	C G GP C*G	C G GP C*G	C G GP C*G	ãC ãCG SGPI		
01.	CSC801		DISTRIBUTED COMPUTING			04.	CSDC8013	APPLIED DATA SCIENCE		07.	CSDC8023	SOCIAL MEDIA ANALYTICS
08.	ILO8021		PROJECT MANAGEMENT			17.	CSL801	DISTRIBUTED COMPUTING LAB		20.	CSDL8013	APPLIED DATA SCIENCE LAB
23.	CSDL8023		SOCIAL MEDIA ANALYTICS LAB			24.	CSP801	MAJOR PROJECT II				

6029703 MANUJA VEDANT ANIL KIRAN

41	54	67	57	21	19	16	89				
12	15	14	16	20	20	21	43	P		525	
53	69	81	73	41	39	37	132				
3 D 6 18	3 C 7 21	3 O 10 30	3 B 8 24	1 O 10 10	1 A 9 9	1 B 8 8	6 O 10 60	21	180	8.57	

SGPI: SEM-I: 7.94 ; SEM-II: 9.20 ; SEM-III: 9.83 ; SEM-IV:10.00 ; SEM-V: 9.74 ; SEM-VI: 8.43 ; SEM-VII: 7.41 ; CGPI: 8.93
 CREDITS: SEM-I: 18 ; SEM-II: 20 ; SEM-III: 23 ; SEM-IV: 24 ; SEM-V: 23 ; SEM-VI: 23 ; SEM-VII: 22
 MARKS: SEM-I:488/675; SEM-II:589/725; SEM-III:664/775; SEM-IV:683/775; SEM-V:653/775; SEM-VI:565/775; SEM-VII:475/725; TOTAL: 4642/5925 (78.35%)

6029704 MATHEW JUBILIN RAJU ALEYAMMA

42	32	54	37	21	15	16	86				
9	10	12	16	16	17	18	47	P	RLE	448	
51	42	66	53	37	32	34	133				
3 D 6 18	3 P 4 12	3 C 7 21	3 D 6 18	1 B 8 8	1 C 7 7	1 C 7 7	6 O 10 60	21	151	7.19	

SGPI: SEM-I: 8.44 ; SEM-II: 8.10 ; SEM-III: 8.74 ; SEM-IV: 9.58 ; SEM-V: 8.87 ; SEM-VI: 6.26 ; SEM-VII: -- ; CGPI: --
 CREDITS: SEM-I: 18 ; SEM-II: 20 ; SEM-III: 23 ; SEM-IV: 24 ; SEM-V: 23 ; SEM-VI: 23 ; SEM-VII: --
 MARKS: SEM-I:507/675; SEM-II:525/725; SEM-III:602/775; SEM-IV:629/775; SEM-V:607/775; SEM-VI:449/775; SEM-VII:-- ; TOTAL: --

6029705 /MATLANI NISHITA VIJAY MEGHA

65	46	58	59	22	20	19	85				
17	15	14	14	20	23	20	41	P		538	
82	61	72	73	42	43	39	126				
3 O 10 30	3 C 7 21	3 B 8 24	3 B 8 24	1 O 10 10	1 O 10 10	1 A 9 9	6 O 10 60	21	188	8.95	

SGPI: SEM-I: 7.08 ; SEM-II: 8.95 ; SEM-III: 9.48 ; SEM-IV: 9.71 ; SEM-V: 9.91 ; SEM-VI: 9.04 ; SEM-VII: 7.82 ; CGPI: 8.93
 CREDITS: SEM-I: 18 ; SEM-II: 20 ; SEM-III: 23 ; SEM-IV: 24 ; SEM-V: 23 ; SEM-VI: 23 ; SEM-VII: 22
 MARKS: SEM-I:440/675; SEM-II:562/725; SEM-III:626/775; SEM-IV:665/775; SEM-V:654/775; SEM-VI:600/775; SEM-VII:501/725; TOTAL: 4586/5925 (77.40%)

/- FEMALE, #- 0.229, @- 0.5042/0.5043, *- 0.5045, \$- Carried Forward Grade, ~- Dyslexia, A/ABS- Absent, F- Fails, P- Passes

RR- Reserved, RLE- Reserve for Lower Examination, RPV- Provisional, RCC- 0.5050, ADC- Admission Cancelled

G:Grade, GP:Grade Point, C:Credits, ãC:Sum of Credit Points, ãCG:Sum of Product of Credits & Grades

SGPI:Semester Grade Performance Index = ãCG/ãC, CGPI:Cumulative Grade Performance Index

% Marks : 80 and Above 75-79.99 70-74.99 60-69.99 50-59.99 45-49.99 40-44.99 Less Than 40

Grade / Gr. Pt. : O / 10 A / 9 B / 8 C / 7 D / 6 E / 5 P / 4 F / 0

Dr. G. T. Thanpi
 PRINCIPAL
 Thadomal Shahani Engineering College
 Bandra (W), Mumbai - 400 050.



SEAT_NO	NAME	<Course-I>	<Course-II>	<Course-III>	<Course-IV>	<Course-V>	<Course-VI>	<Course-VII>	<Course-VIII>	RESULT REMARK	TOTAL MARKS
		Th(80/32)	Th(80/32)	Th(80/32)	Th(80/32)	Tw(25/10)	Tw(25/10)	Tw(25/10)	Tw(100/40)		OUT OF 700
		In(20/08)	In(20/08)	In(20/08)	In(20/08)	Or(25/10)	Or(25/10)	Or/Pr(25/10)	Or/Pr(50/20)		
		Total	Total	Total	Total	Total	Total	Total	Total		
		C G GP C*G	C G GP C*G	C G GP C*G	C G GP C*G	C G GP C*G	C G GP C*G	C G GP C*G	C G GP C*G	ãC ãCG SGPI	
01.	CSC801		DISTRIBUTED COMPUTING			04.	CSDC8013	APPLIED DATA SCIENCE	07.	CSDC8023	SOCIAL MEDIA ANALYTICS
08.	ILO8021		PROJECT MANAGEMENT			17.	CSL801	DISTRIBUTED COMPUTING LAB	20.	CSDL8013	APPLIED DATA SCIENCE LAB
23.	CSDL8023		SOCIAL MEDIA ANALYTICS LAB			24.	CSP801	MAJOR PROJECT II			

6029706 MEGHNANI CHIRAAAYU PRAVIN JAYSHRI

53	52	62	62	22	20	21	93			
14	14	13	15	22	22	23	48	P		556
67	66	75	77	44	42	44	141			
3 C 7 21	3 C 7 21	3 A 9 27	3 A 9 27	1 O 10 10	1 O 10 10	1 O 10 10	6 O 10 60	21	186	8.86

SGPI: SEM-I: 7.08 ; SEM-II: 8.83 ; SEM-III: 9.09 ; SEM-IV: 9.83 ; SEM-V: 9.30 ; SEM-VI: 8.70 ; SEM-VII: 8.27 ; CGPI: 8.80
 CREDITS: SEM-I: 18 ; SEM-II: 20 ; SEM-III: 23 ; SEM-IV: 24 ; SEM-V: 23 ; SEM-VI: 23 ; SEM-VII: 22
 MARKS: SEM-I:438/675; SEM-II:560/725; SEM-III:606/775; SEM-IV:637/775; SEM-V:615/775; SEM-VI:596/775; SEM-VII:540/725; TOTAL: 4548/5925 (76.76%)

6029707 /MEHTA ISHA VIMLESH REKHA

57	65	58	45	22	20	19	87			
15	14	15	15	21	22	17	42	P		534
72	79	73	60	43	42	36	129			
3 B 8 24	3 A 9 27	3 B 8 24	3 C 7 21	1 O 10 10	1 O 10 10	1 B 8 8	6 O 10 60	21	184	8.76

SGPI: SEM-I: 9.00 ; SEM-II: 9.60 ; SEM-III: 9.87 ; SEM-IV: 9.88 ; SEM-V: 9.65 ; SEM-VI: 9.17 ; SEM-VII: 8.00 ; CGPI: 9.26
 CREDITS: SEM-I: 18 ; SEM-II: 20 ; SEM-III: 23 ; SEM-IV: 24 ; SEM-V: 23 ; SEM-VI: 23 ; SEM-VII: 22
 MARKS: SEM-I:530/675; SEM-II:619/725; SEM-III:659/775; SEM-IV:648/775; SEM-V:641/775; SEM-VI:615/775; SEM-VII:514/725; TOTAL: 4760/5925 (80.34%)

6029708 /MEHTA SHANVI KAMLESH LEENA

54	38	64	54	21	20	21	92			
17	13	13	17	16	20	18	46	P		524
71	51	77	71	37	40	39	138			
3 B 8 24	3 D 6 18	3 A 9 27	3 B 8 24	1 B 8 8	1 O 10 10	1 A 9 9	6 O 10 60	21	180	8.57

SGPI: SEM-I: 8.56 ; SEM-II: 9.48 ; SEM-III: 9.83 ; SEM-IV: 9.88 ; SEM-V: 9.87 ; SEM-VI: 9.40 ; SEM-VII: 7.59 ; CGPI: 9.18
 CREDITS: SEM-I: 18 ; SEM-II: 20 ; SEM-III: 23 ; SEM-IV: 24 ; SEM-V: 23 ; SEM-VI: 23 ; SEM-VII: 22
 MARKS: SEM-I:521/675; SEM-II:601/725; SEM-III:668/775; SEM-IV:665/775; SEM-V:653/775; SEM-VI:637/775; SEM-VII:482/725; TOTAL: 4751/5925 (80.19%)

/- FEMALE, #- 0.229, @- 0.5042/0.5043, *- 0.5045, \$- Carried Forward Grade, ~- Dyslexia, A/ABS- Absent, F- Fails, P- Passes

RR- Reserved, RLE- Reserve for Lower Examination, RPV- Provisional, RCC- 0.5050, ADC- Admission Cancelled

G:Grade, GP:Grade Point, C:Credits, ãC:Sum of Credit Points, ãCG:Sum of Product of Credits & Grades

SGPI:Semester Grade Performance Index = ãCG/ãC, CGPI:Cumulative Grade Performance Index

% Marks : 80 and Above 75-79.99 70-74.99 60-69.99 50-59.99 45-49.99 40-44.99 Less Than 40

Grade / Gr. Pt. : O / 10 A / 9 B / 8 C / 7 D / 6 E / 5 P / 4 F / 0

Dr. G. T. Thampi
 PRINCIPAL
 Thadomal Shahani Engineering College
 Bandra (W), Mumbai - 400 050.



Dr. G. T. Thampi
 PRINCIPAL
 Thadomal Shahani Engineering College
 Bandra (W), Mumbai - 400 050.



SEAT_NO	NAME											TOTAL MARKS		
<Course-I>	<Course-II>	<Course-III>	<Course-IV>	<Course-V>	<Course-VI>	<Course-VII>	<Course-VIII>	RESULT REMARK			OUT OF 700			
Th(80/32)	Th(80/32)	Th(80/32)	Th(80/32)	Tw(25/10)	Tw(25/10)	Tw(25/10)	Tw(100/40)							
In(20/08)	In(20/08)	In(20/08)	In(20/08)	Or(25/10)	Or(25/10)	Or/Pr(25/10)	Or/Pr(50/20)							
Total	Total	Total	Total	Total	Total	Total	Total							
C G GP C*G	C G GP C*G	C G GP C*G	C G GP C*G	C G GP C*G	C G GP C*G	C G GP C*G	C G GP C*G	ãC	ãCG	SGPI				
01. CSC801	DISTRIBUTED COMPUTING						04. CSDC8013	APPLIED DATA SCIENCE		07. CSDC8023	SOCIAL MEDIA ANALYTICS			
08. ILO8021	PROJECT MANAGEMENT						17. CSL801	DISTRIBUTED COMPUTING LAB		20. CSDL8013	APPLIED DATA SCIENCE LAB			
23. CSDL8023	SOCIAL MEDIA ANALYTICS LAB						24. CSP801	MAJOR PROJECT II						

6029709	MOTE SHUBHANKAR SACHIN MEGHA													
60	54	55	47	20	19	20	91							
14	13	12	14	21	20	21	45	P				526		
74	67	67	61	41	39	41	136							
3 B 8 24	3 C 7 21	3 C 7 21	3 C 7 21	1 O 10 10	1 A 9 9	1 O 10 10	6 O 10 60	21	176	8.38				
SGPI: SEM-I: 8.11 ; SEM-II: 8.90 ; SEM-III: 9.48 ; SEM-IV: 9.92 ; SEM-V: 9.35 ; SEM-VI: 9.04 ; SEM-VII: 8.09 ; CGPI: 8.95														
CREDITS: SEM-I: 18 ; SEM-II: 20 ; SEM-III: 23 ; SEM-IV: 24 ; SEM-V: 23 ; SEM-VI: 23 ; SEM-VII: 22														
MARKS: SEM-I:486/675; SEM-II:567/725; SEM-III:626/775; SEM-IV:659/775; SEM-V:632/775; SEM-VI:603/775; SEM-VII:521/725; TOTAL: 4620/5925 (77.97%)														

6029710	MUNOT TANAY GAJENDRA LATA													
69	61	63	51	22	21	22	94							
18	17	19	18	23	24	24	47	P				593		
87	78	82	69	45	45	46	141							
3 O 10 30	3 A 9 27	3 O 10 30	3 C 7 21	1 O 10 10	1 O 10 10	1 O 10 10	6 O 10 60	21	198	9.43				
SGPI: SEM-I: 9.50 ; SEM-II: 9.95 ; SEM-III:10.00 ; SEM-IV:10.00 ; SEM-V: 9.87 ; SEM-VI:10.00 ; SEM-VII: 9.86 ; CGPI: 9.84														
CREDITS: SEM-I: 18 ; SEM-II: 20 ; SEM-III: 23 ; SEM-IV: 24 ; SEM-V: 23 ; SEM-VI: 23 ; SEM-VII: 22														
MARKS: SEM-I:582/675; SEM-II:640/725; SEM-III:713/775; SEM-IV:717/775; SEM-V:684/775; SEM-VI:693/775; SEM-VII:619/725; TOTAL: 5241/5925 (88.46%)														

6029711	NAGDEO RAUNAK NEERAJ DISHA													
58	51	60	69	22	21	22	87							
19	17	19	18	19	24	22	42	P	RPV				570	
77	68	79	87	41	45	44	129							
3 A 9 27	3 C 7 21	3 A 9 27	3 O 10 30	1 O 10 10	1 O 10 10	1 O 10 10	6 O 10 60	21	195	9.29				
SGPI: SEM-I: 7.83 ; SEM-II: 9.05 ; SEM-III: 9.96 ; SEM-IV:10.00 ; SEM-V: 8.96 ; SEM-VI: 9.74 ; SEM-VII: 8.91 ; CGPI: 9.27														
CREDITS: SEM-I: 18 ; SEM-II: 20 ; SEM-III: 23 ; SEM-IV: 24 ; SEM-V: 23 ; SEM-VI: 23 ; SEM-VII: 22														
MARKS: SEM-I:497/675; SEM-II:571/725; SEM-III:668/775; SEM-IV:691/775; SEM-V:614/775; SEM-VI:658/775; SEM-VII:558/725; TOTAL: 4827/5925 (81.47%)														

/- FEMALE, #- 0.229, @- 0.5042/0.5043, *- 0.5045, \$- Carried Forward Grade, ~- Dyslexia, A/ABS- Absent, F- Fails, P- Passes														
RR- Reserved, RLE- Reserve for Lower Examination, RPV- Provisional, RCC- 0.5050, ADC- Admission Cancelled														
G:Grade, GP:Grade Point, C:Credits, ãC:Sum of Credit Points, ãCG:Sum of Product of Credits & Grades														
SGPI:Semester Grade Performance Index = ãCG/ãC, CGPI:Cumulative Grade Performance Index														
% Marks : 80 and Above 75-79.99 70-74.99 60-69.99 50-59.99 45-49.99 40-44.99 Less Than 40														
Grade / Gr. Pt. : O / 10 A / 9 B / 8 C / 7 D / 6 E / 5 P / 4 F / 0														

Dr. G. T. Thanpi
PRINCIPAL
Thadomal Shahani Engineering College
Bandra (W), Mumbai - 400 050.



SEAT_NO	NAME	<Course-I>	<Course-II>	<Course-III>	<Course-IV>	<Course-V>	<Course-VI>	<Course-VII>	<Course-VIII>	RESULT REMARK	TOTAL MARKS OUT OF 700
Th(80/32)	Th(80/32)	Th(80/32)	Th(80/32)	Tw(25/10)	Tw(25/10)	Tw(25/10)	Tw(25/10)	Tw(100/40)			
In(20/08)	In(20/08)	In(20/08)	In(20/08)	Or(25/10)	Or(25/10)	Or/Pr(25/10)	Or/Pr(50/20)				
Total	Total	Total	Total	Total	Total	Total	Total	Total			
C G GP C*G	C G GP C*G	C G GP C*G	C G GP C*G	C G GP C*G	C G GP C*G	C G GP C*G	C G GP C*G	C G GP C*G	äC äCG SGPI		
01. CSC801	DISTRIBUTED COMPUTING					04. CSDC8013	APPLIED DATA SCIENCE		07. CSDC8023	SOCIAL MEDIA ANALYTICS	
08. ILO8021	PROJECT MANAGEMENT					17. CSL801	DISTRIBUTED COMPUTING LAB		20. CSDL8013	APPLIED DATA SCIENCE LAB	
23. CSDL8023	SOCIAL MEDIA ANALYTICS LAB					24. CSP801	MAJOR PROJECT II				

6029712 /NAIR KAVYA SHASHIKUMAR BEENA

52	52	61	57	22	22	21	92				
13	17	16	17	22	20	22	48	P		554	
65	69	77	74	44	42	43	140				
3 C 7 21	3 C 7 21	3 A 9 27	3 B 8 24	1 O 10 10	1 O 10 10	1 O 10 10	6 O 10 60	21	183	8.71	

SGPI: SEM-I: 8.72 ; SEM-II: 9.60 ; SEM-III: 8.70 ; SEM-IV: 9.38 ; SEM-V: 9.48 ; SEM-VI: 9.74 ; SEM-VII: 8.50 ; CGPI: 9.12
 CREDITS: SEM-I: 18 ; SEM-II: 20 ; SEM-III: 23 ; SEM-IV: 24 ; SEM-V: 23 ; SEM-VI: 23 ; SEM-VII: 22
 MARKS: SEM-I:531/675; SEM-II:616/725; SEM-III:596/775; SEM-IV:637/775; SEM-V:624/775; SEM-VI:667/775; SEM-VII:557/725; TOTAL: 4782/5925 (80.71%)

6029713 /NANWANI SHRUTI RAKESH NANWANI SHWETA

51	56	71	55	22	19	20	86				
14	14	16	12	18	21	20	44	P	RPV	539	
65	70	87	67	40	40	40	130				
3 C 7 21	3 B 8 24	3 O 10 30	3 C 7 21	1 O 10 10	1 O 10 10	1 O 10 10	6 O 10 60	21	186	8.86	

SGPI: SEM-I: 8.75 ; SEM-II: 9.13 ; SEM-III: 9.48 ; SEM-IV:10.00 ; SEM-V: 9.83 ; SEM-VI: 9.09 ; SEM-VII: 8.64 ; CGPI: 9.25
 CREDITS: SEM-I: 18 ; SEM-II: 20 ; SEM-III: 23 ; SEM-IV: 24 ; SEM-V: 23 ; SEM-VI: 23 ; SEM-VII: 22
 MARKS: SEM-I:517/675; SEM-II:591/725; SEM-III:645/775; SEM-IV:692/775; SEM-V:666/775; SEM-VI:615/775; SEM-VII:549/725; TOTAL: 4814/5925 (81.25%)

6029714 NARWANI TRUSHANT SUNIL PURVA

55	54	49	52	22	21	20	92				
13	14	14	17	23	20	21	48	P		535	
68	68	63	69	45	41	41	140				
3 C 7 21	3 C 7 21	3 C 7 21	3 C 7 21	1 O 10 10	1 O 10 10	1 O 10 10	6 O 10 60	21	174	8.29	

SGPI: SEM-I: 7.72 ; SEM-II: 9.50 ; SEM-III:10.00 ; SEM-IV:10.00 ; SEM-V: 9.74 ; SEM-VI: 8.70 ; SEM-VII: 8.09 ; CGPI: 9.05
 CREDITS: SEM-I: 18 ; SEM-II: 20 ; SEM-III: 23 ; SEM-IV: 24 ; SEM-V: 23 ; SEM-VI: 23 ; SEM-VII: 22
 MARKS: SEM-I:470/675; SEM-II:604/725; SEM-III:699/775; SEM-IV:699/775; SEM-V:648/775; SEM-VI:603/775; SEM-VII:530/725; TOTAL: 4788/5925 (80.81%)

/- FEMALE, #- 0.229, @- 0.5042/0.5043, *- 0.5045, \$- Carried Forward Grade, ~- Dyslexia, A/ABS- Absent, F- Fails, P- Passes

RR- Reserved, RLE- Reserve for Lower Examination, RPV- Provisional, RCC- 0.5050, ADC- Admission Cancelled

G:Grade, GP:Grade Point, C:Credits, äC:Sum of Credit Points, äCG:Sum of Product of Credits & Grades

SGPI:Semester Grade Performance Index = äCG/äC, CGPI:Cumulative Grade Performance Index

% Marks : 80 and Above 75-79.99 70-74.99 60-69.99 50-59.99 45-49.99 40-44.99 Less Than 40

Grade / Gr. Pt. : O / 10 A / 9 B / 8 C / 7 D / 6 E / 5 P / 4 F / 0

Dr. G. T. Thampi
 PRINCIPAL
 Thadomal Shahani Engineering College
 Bandra (W), Mumbai - 400 050.



Dr. G. T. Thampi
 PRINCIPAL
 Thadomal Shahani Engineering College
 Bandra (W), Mumbai - 400 050.



SEAT_NO	NAME	<Course-I>	<Course-II>	<Course-III>	<Course-IV>	<Course-V>	<Course-VI>	<Course-VII>	<Course-VIII>	RESULT REMARK	TOTAL MARKS	
		Th(80/32)	Th(80/32)	Th(80/32)	Th(80/32)	Tw(25/10)	Tw(25/10)	Tw(25/10)	Tw(100/40)		OUT OF 700	
		In(20/08)	In(20/08)	In(20/08)	In(20/08)	Or(25/10)	Or(25/10)	Or/Pr(25/10)	Or/Pr(50/20)			
		Total	Total	Total	Total	Total	Total	Total	Total			
		C G GP C*G	C G GP C*G	C G GP C*G	C G GP C*G	C G GP C*G	C G GP C*G	C G GP C*G	C G GP C*G	ãC ãCG SGPI		
01.	CSC801		DISTRIBUTED COMPUTING			04.	CSDC8013	APPLIED DATA SCIENCE		07.	CSDC8023	SOCIAL MEDIA ANALYTICS
08.	ILO8021		PROJECT MANAGEMENT			17.	CSL801	DISTRIBUTED COMPUTING LAB		20.	CSDL8013	APPLIED DATA SCIENCE LAB
23.	CSDL8023		SOCIAL MEDIA ANALYTICS LAB			24.	CSP801	MAJOR PROJECT II				

6029715	PALAV CHINMAY SURESH SUMITRA											
		56	60	63	54	22	21	24	93			
		16	18	16	18	20	24	23	48	P	576	
		72	78	79	72	42	45	47	141			
		3 B 8 24	3 A 9 27	3 A 9 27	3 B 8 24	1 O 10 10	1 O 10 10	1 O 10 10	6 O 10 60	21 192 9.14		
		SGPI: SEM-I: 9.78 ; SEM-II:10.00 ; SEM-III: 9.87 ; SEM-IV:10.00 ; SEM-V: 9.74 ; SEM-VI: 9.48 ; SEM-VII: 8.09 ; CGPI: 9.51										
		CREDITS: SEM-I: 18 ; SEM-II: 20 ; SEM-III: 23 ; SEM-IV: 24 ; SEM-V: 23 ; SEM-VI: 23 ; SEM-VII: 22										
		MARKS: SEM-I:599/675; SEM-II:671/725; SEM-III:680/775; SEM-IV:686/775; SEM-V:642/775; SEM-VI:642/775; SEM-VII:528/725; TOTAL: 5024/5925 (84.79%)										

6029716	/PANCHMIA PRISHA NIRAV TORAL											
		65	53	45	43	22	20	19	89			
		16	15	15	17	22	24	22	45	P	532	
		81	68	60	60	44	44	41	134			
		3 O 10 30	3 C 7 21	3 C 7 21	3 C 7 21	1 O 10 10	1 O 10 10	1 O 10 10	6 O 10 60	21 183 8.71		
		SGPI: SEM-I: 8.56 ; SEM-II: 9.70 ; SEM-III: 9.96 ; SEM-IV:10.00 ; SEM-V:10.00 ; SEM-VI: 8.83 ; SEM-VII: 7.41 ; CGPI: 9.17										
		CREDITS: SEM-I: 18 ; SEM-II: 20 ; SEM-III: 23 ; SEM-IV: 24 ; SEM-V: 23 ; SEM-VI: 23 ; SEM-VII: 22										
		MARKS: SEM-I:516/675; SEM-II:619/725; SEM-III:702/775; SEM-IV:703/775; SEM-V:683/775; SEM-VI:612/775; SEM-VII:486/725; TOTAL: 4853/5925 (81.91%)										

6029717	PARAB ARYAN MANOJ SHILPA											
		59	57	57	49	22	21	19	88			
		16	11	14	16	19	24	21	43	P	536	
		75	68	71	65	41	45	40	131			
		3 A 9 27	3 C 7 21	3 B 8 24	3 C 7 21	1 O 10 10	1 O 10 10	1 O 10 10	6 O 10 60	21 183 8.71		
		SGPI: SEM-I: 8.67 ; SEM-II: 8.73 ; SEM-III:10.00 ; SEM-IV: 9.92 ; SEM-V: 9.39 ; SEM-VI: 9.09 ; SEM-VII: 8.00 ; CGPI: 9.10										
		CREDITS: SEM-I: 18 ; SEM-II: 20 ; SEM-III: 23 ; SEM-IV: 24 ; SEM-V: 23 ; SEM-VI: 23 ; SEM-VII: 22										
		MARKS: SEM-I:521/675; SEM-II:562/725; SEM-III:684/775; SEM-IV:684/775; SEM-V:639/775; SEM-VI:624/775; SEM-VII:508/725; TOTAL: 4758/5925 (80.30%)										

/- FEMALE, #- 0.229, @- 0.5042/0.5043, *- 0.5045, \$- Carried Forward Grade, ~- Dyslexia, A/ABS- Absent, F- Fails, P- Passes												
RR- Reserved, RLE- Reserve for Lower Examination, RPV- Provisional, RCC- 0.5050, ADC- Admission Cancelled												
G:Grade, GP:Grade Point, C:Credits, ãC:Sum of Credit Points, ãCG:Sum of Product of Credits & Grades												
SGPI:Semester Grade Performance Index = ãCG/ãC, CGPI:Cumulative Grade Performance Index												
% Marks : 80 and Above 75-79.99 70-74.99 60-69.99 50-59.99 45-49.99 40-44.99 Less Than 40												
Grade / Gr. Pt. : O / 10 A / 9 B / 8 C / 7 D / 6 E / 5 P / 4 F / 0												

Dr. G. T. Thanpi
PRINCIPAL
Thadomal Shahani Engineering College
Bandra (W), Mumbai - 400 050.



SEAT_NO	NAME	<Course-I>	<Course-II>	<Course-III>	<Course-IV>	<Course-V>	<Course-VI>	<Course-VII>	<Course-VIII>	RESULT REMARK	TOTAL MARKS	
		Th(80/32)	Th(80/32)	Th(80/32)	Th(80/32)	Tw(25/10)	Tw(25/10)	Tw(25/10)	Tw(100/40)		OUT OF 700	
		In(20/08)	In(20/08)	In(20/08)	In(20/08)	Or(25/10)	Or(25/10)	Or/Pr(25/10)	Or/Pr(50/20)			
		Total	Total	Total	Total	Total	Total	Total	Total			
		C G GP C*G	C G GP C*G	C G GP C*G	C G GP C*G	C G GP C*G	C G GP C*G	C G GP C*G	C G GP C*G	ãC ãCG SGPI		
01.	CSC801		DISTRIBUTED COMPUTING			04.	CSDC8013	APPLIED DATA SCIENCE		07.	CSDC8023	SOCIAL MEDIA ANALYTICS
08.	ILO8021		PROJECT MANAGEMENT			17.	CSL801	DISTRIBUTED COMPUTING LAB		20.	CSDL8013	APPLIED DATA SCIENCE LAB
23.	CSDL8023		SOCIAL MEDIA ANALYTICS LAB			24.	CSP801	MAJOR PROJECT II				

6029718 /PARMAR SAKSHI KRISHNADAS SEEMA

66	57	52	60	21	20	20	85				
14	14	16	17	22	19	22	43	P		548	
80	71	68	77	43	39	42	128				
3 O 10	30 3 B 8 24	3 C 7 21	3 A 9 27	1 O 10 10	1 A 9 9	1 O 10 10	6 O 10 60	21 191	9.10		

SGPI: SEM-I: 9.22 ; SEM-II: 9.30 ; SEM-III:10.00 ; SEM-IV:10.00 ; SEM-V: 9.83 ; SEM-VI: 9.09 ; SEM-VII: 8.05 ; CGPI: 9.34
 CREDITS: SEM-I: 18 ; SEM-II: 20 ; SEM-III: 23 ; SEM-IV: 24 ; SEM-V: 23 ; SEM-VI: 23 ; SEM-VII: 22
 MARKS: SEM-I:538/675; SEM-II:601/725; SEM-III:708/775; SEM-IV:706/775; SEM-V:668/775; SEM-VI:620/775; SEM-VII:520/725; TOTAL: 4909/5925 (82.85%)

6029719 PATHAK ROHIT RAVINDRANATH BIBHA

45	47	55	40	21	20	22	89				
12	15	14	17	21	23	20	45	P		506	
57	62	69	57	42	43	42	134				
3 D 6 18	3 C 7 21	3 C 7 21	3 D 6 18	1 O 10 10	1 O 10 10	1 O 10 10	6 O 10 60	21 168	8.00		

SGPI: SEM-I: 8.17 ; SEM-II: 9.10 ; SEM-III: 9.96 ; SEM-IV:10.00 ; SEM-V: 9.52 ; SEM-VI: 9.48 ; SEM-VII: 7.50 ; CGPI: 9.01
 CREDITS: SEM-I: 18 ; SEM-II: 20 ; SEM-III: 23 ; SEM-IV: 24 ; SEM-V: 23 ; SEM-VI: 23 ; SEM-VII: 22
 MARKS: SEM-I:517/675; SEM-II:598/725; SEM-III:669/775; SEM-IV:704/775; SEM-V:649/775; SEM-VI:638/775; SEM-VII:491/725; TOTAL: 4772/5925 (80.54%)

6029720 PATHAK SAJAL SATYENDRA ALKA

58	61	73	41	21	20	18	93				
15	17	15	15	20	22	22	46	P		557	
73	78	88	56	41	42	40	139				
3 B 8 24	3 A 9 27	3 O 10 30	3 D 6 18	1 O 10 10	1 O 10 10	1 O 10 10	6 O 10 60	21 189	9.00		

SGPI: SEM-I: 9.56 ; SEM-II: 9.73 ; SEM-III: 9.78 ; SEM-IV:10.00 ; SEM-V: 9.52 ; SEM-VI: 9.09 ; SEM-VII: 8.00 ; CGPI: 9.34
 CREDITS: SEM-I: 18 ; SEM-II: 20 ; SEM-III: 23 ; SEM-IV: 24 ; SEM-V: 23 ; SEM-VI: 23 ; SEM-VII: 22
 MARKS: SEM-I:575/675; SEM-II:618/725; SEM-III:648/775; SEM-IV:676/775; SEM-V:642/775; SEM-VI:616/775; SEM-VII:505/725; TOTAL: 4837/5925 (81.64%)

/- FEMALE, #- 0.229, @- 0.5042/0.5043, *- 0.5045, \$- Carried Forward Grade, ~- Dyslexia, A/ABS- Absent, F- Fails, P- Passes

RR- Reserved, RLE- Reserve for Lower Examination, RPV- Provisional, RCC- 0.5050, ADC- Admission Cancelled

G:Grade, GP:Grade Point, C:Credits, ãC:Sum of Credit Points, ãCG:Sum of Product of Credits & Grades

SGPI:Semester Grade Performance Index = ãCG/ãC, CGPI:Cumulative Grade Performance Index

% Marks : 80 and Above 75-79.99 70-74.99 60-69.99 50-59.99 45-49.99 40-44.99 Less Than 40

Grade / Gr. Pt. : O / 10 A / 9 B / 8 C / 7 D / 6 E / 5 P / 4 F / 0

Dr. G. T. Thampi
 PRINCIPAL
 Thadomal Shahani Engineering College
 Bandra (W), Mumbai - 400 050.



Dr. G. T. Thampi
 PRINCIPAL
 Thadomal Shahani Engineering College
 Bandra (W), Mumbai - 400 050.



SEAT_NO	NAME	<Course-I>	<Course-II>	<Course-III>	<Course-IV>	<Course-V>	<Course-VI>	<Course-VII>	<Course-VIII>	RESULT REMARK	TOTAL MARKS	
		Th(80/32)	Th(80/32)	Th(80/32)	Th(80/32)	Tw(25/10)	Tw(25/10)	Tw(25/10)	Tw(100/40)		OUT OF 700	
		In(20/08)	In(20/08)	In(20/08)	In(20/08)	Or(25/10)	Or(25/10)	Or/Pr(25/10)	Or/Pr(50/20)			
		Total	Total	Total	Total	Total	Total	Total	Total			
		C G GP C*G	C G GP C*G	C G GP C*G	C G GP C*G	C G GP C*G	C G GP C*G	C G GP C*G	C G GP C*G	ãC ãCG SGPI		
01.	CSC801		DISTRIBUTED COMPUTING			04.	CSDC8013	APPLIED DATA SCIENCE		07.	CSDC8023	SOCIAL MEDIA ANALYTICS
08.	ILO8021		PROJECT MANAGEMENT			17.	CSL801	DISTRIBUTED COMPUTING LAB		20.	CSDL8013	APPLIED DATA SCIENCE LAB
23.	CSDL8023		SOCIAL MEDIA ANALYTICS LAB			24.	CSP801	MAJOR PROJECT II				

6029721 /PATIL NAVITA VIJAY NEETA

46	67	64	63	18	20	20	87				
16	16	16	16	18	21	24	42	P		554	
62	83	80	79	36	41	44	129				
3 C 7 21	3 O 10 30	3 O 10 30	3 A 9 27	1 B 8 8	1 O 10 10	1 O 10 10	6 O 10 60	21	196	9.33	

SGPI: SEM-I: 7.50 ; SEM-II: 8.33 ; SEM-III: 9.70 ; SEM-IV: 10.00 ; SEM-V: 9.96 ; SEM-VI: 9.57 ; SEM-VII: 8.59 ; CGPI: 9.19
 CREDITS: SEM-I: 18 ; SEM-II: 20 ; SEM-III: 23 ; SEM-IV: 24 ; SEM-V: 23 ; SEM-VI: 23 ; SEM-VII: 22
 MARKS: SEM-I:473/675; SEM-II:539/725; SEM-III:661/775; SEM-IV:674/775; SEM-V:657/775; SEM-VI:627/775; SEM-VII:537/725; TOTAL: 4722/5925 (79.70%)

6029722 PATIL SWARAJ NARAYAN YOGITA

49	62	52	58	22	21	20	93				
12	13	15	14	17	20	20	47	P		535	
61	75	67	72	39	41	40	140				
3 C 7 21	3 A 9 27	3 C 7 21	3 B 8 24	1 A 9 9	1 O 10 10	1 O 10 10	6 O 10 60	21	182	8.67	

SGPI: SEM-I: 8.83 ; SEM-II: 9.55 ; SEM-III: 9.78 ; SEM-IV: 9.83 ; SEM-V: 9.61 ; SEM-VI: 8.35 ; SEM-VII: 7.09 ; CGPI: 8.98
 CREDITS: SEM-I: 18 ; SEM-II: 20 ; SEM-III: 23 ; SEM-IV: 24 ; SEM-V: 23 ; SEM-VI: 23 ; SEM-VII: 22
 MARKS: SEM-I:528/675; SEM-II:586/725; SEM-III:665/775; SEM-IV:668/775; SEM-V:635/775; SEM-VI:567/775; SEM-VII:457/725; TOTAL: 4641/5925 (78.33%)

6029723 PATLE NAKUL SHANTANU SUNITA

32	50	40	48	19	20	20	87				
12	9	13	12	17	23	19	42	P		463	
44	59	53	60	36	43	39	129				
3 P 4 12	3 D 6 18	3 D 6 18	3 C 7 21	1 B 8 8	1 O 10 10	1 A 9 9	6 O 10 60	21	156	7.43	

SGPI: SEM-I: 6.94 ; SEM-II: 7.43 ; SEM-III: 6.26 ; SEM-IV: 8.54 ; SEM-V: 8.91 ; SEM-VI: 7.78 ; SEM-VII: 6.59 ; CGPI: 7.51
 CREDITS: SEM-I: 18 ; SEM-II: 20 ; SEM-III: 23 ; SEM-IV: 24 ; SEM-V: 23 ; SEM-VI: 23 ; SEM-VII: 22
 MARKS: SEM-I:426/675; SEM-II:460/725; SEM-III:453/775; SEM-IV:586/775; SEM-V:593/775; SEM-VI:530/775; SEM-VII:425/725; TOTAL: 3936/5925 (66.43%)

/- FEMALE, #- 0.229, @- 0.5042/0.5043, *- 0.5045, \$- Carried Forward Grade, ~- Dyslexia, A/ABS- Absent, F- Fails, P- Passes

RR- Reserved, RLE- Reserve for Lower Examination, RPV- Provisional, RCC- 0.5050, ADC- Admission Cancelled

G:Grade, GP:Grade Point, C:Credits, ãC:Sum of Credit Points, ãCG:Sum of Product of Credits & Grades

SGPI:Semester Grade Performance Index = ãCG/ãC, CGPI:Cumulative Grade Performance Index

% Marks : 80 and Above 75-79.99 70-74.99 60-69.99 50-59.99 45-49.99 40-44.99 Less Than 40

Grade / Gr. Pt. : O / 10 A / 9 B / 8 C / 7 D / 6 E / 5 P / 4 F / 0

Dr. G. T. Thanpi
 PRINCIPAL
 Thadomal Shahani Engineering College
 Bandra (W), Mumbai - 400 050.



SEAT_NO	NAME	<Course-I>	<Course-II>	<Course-III>	<Course-IV>	<Course-V >	<Course-VI>	<Course-VII>	<Course-VIII>	RESULT REMARK	TOTAL MARKS	
		Th(80/32)	Th(80/32)	Th(80/32)	Th(80/32)	Tw(25/10)	Tw(25/10)	Tw(25/10)	Tw(100/40)		OUT OF 700	
		In(20/08)	In(20/08)	In(20/08)	In(20/08)	Or(25/10)	Or(25/10)	Or/Pr(25/10)	Or/Pr(50/20)			
		Total	Total	Total	Total	Total	Total	Total	Total			
		C G GP C*G	C G GP C*G	C G GP C*G	C G GP C*G	C G GP C*G	C G GP C*G	C G GP C*G	C G GP C*G	ãC ãCG SGPI		
01.	CSC801	DISTRIBUTED COMPUTING				04.	CSDC8013	APPLIED DATA SCIENCE		07.	CSDC8023	SOCIAL MEDIA ANALYTICS
08.	ILO8021	PROJECT MANAGEMENT				17.	CSL801	DISTRIBUTED COMPUTING LAB		20.	CSDL8013	APPLIED DATA SCIENCE LAB
23.	CSDL8023	SOCIAL MEDIA ANALYTICS LAB				24.	CSP801	MAJOR PROJECT II				
6029724	PUNJABI MOHIT MOTI RESHMA											
		49	45	57	60	14	21	20	91			
		11	12	13	11	16	18	20	47	P	505	
		60	57	70	71	30	39	40	138			
		3 C 7 21	3 D 6 18	3 B 8 24	3 B 8 24	1 C 7 7	1 A 9 9	1 O 10 10	6 O 10 60	21 173 8.24		
		SGPI: SEM-I: 8.08 ; SEM-II: 8.40 ; SEM-III: 9.61 ; SEM-IV: 9.42 ; SEM-V: 9.48 ; SEM-VI: 8.22 ; SEM-VII: 7.45 ; CGPI: 8.65										
		CREDITS: SEM-I: 18 ; SEM-II: 20 ; SEM-III: 23 ; SEM-IV: 24 ; SEM-V: 23 ; SEM-VI: 23 ; SEM-VII: 22										
		MARKS: SEM-I:480/675; SEM-II:536/725; SEM-III:647/775; SEM-IV:647/775; SEM-V:648/775; SEM-VI:557/775; SEM-VII:487/725; TOTAL: 4507/5925 (76.07%)										
6029725	PUNMIYA SIDDHARTH KISHOR ASHA											
		58	49	63	62	22	21	20	94			
		18	16	19	18	23	23	20	47	P	573	
		76	65	82	80	45	44	40	141			
		3 A 9 27	3 C 7 21	3 O 10 30	3 O 10 30	1 O 10 10	1 O 10 10	1 O 10 10	6 O 10 60	21 198 9.43		
		SGPI: SEM-I: 8.50 ; SEM-II: 9.60 ; SEM-III:10.00 ; SEM-IV:10.00 ; SEM-V: 9.87 ; SEM-VI: 9.87 ; SEM-VII: 8.50 ; CGPI: 9.51										
		CREDITS: SEM-I: 18 ; SEM-II: 20 ; SEM-III: 23 ; SEM-IV: 24 ; SEM-V: 23 ; SEM-VI: 23 ; SEM-VII: 22										
		MARKS: SEM-I:523/675; SEM-II:615/725; SEM-III:685/775; SEM-IV:685/775; SEM-V:657/775; SEM-VI:658/775; SEM-VII:552/725; TOTAL: 4948/5925 (83.51%)										
6029726	PURO ADHISH AMRESH PRADNYA											
		61	66	69	70	23	16	19	91			
		20	18	20	17	23	23	21	47	P	604	
		81	84	89	87	46	39	40	138			
		3 O 10 30	3 O 10 30	3 O 10 30	3 O 10 30	1 O 10 10	1 A 9 9	1 O 10 10	6 O 10 60	21 209 9.95		
		SGPI: SEM-I: 9.50 ; SEM-II: 9.95 ; SEM-III:10.00 ; SEM-IV: 9.50 ; SEM-V: 9.78 ; SEM-VI: 9.87 ; SEM-VII: 9.05 ; CGPI: 9.70										
		CREDITS: SEM-I: 18 ; SEM-II: 20 ; SEM-III: 23 ; SEM-IV: 24 ; SEM-V: 23 ; SEM-VI: 23 ; SEM-VII: 22										
		MARKS: SEM-I:576/675; SEM-II:661/725; SEM-III:686/775; SEM-IV:662/775; SEM-V:655/775; SEM-VI:683/775; SEM-VII:564/725; TOTAL: 5091/5925 (85.92%)										
/- FEMALE, #- 0.229, @- 0.5042/0.5043, *- 0.5045, \$- Carried Forward Grade, ~- Dyslexia, A/ABS- Absent, F- Fails, P- Passes RR- Reserved, RLE- Reserve for Lower Examination, RPV- Provisional, RCC- 0.5050, ADC- Admission Cancelled G:Grade, GP:Grade Point, C:Credits, ãC:Sum of Credit Points, ãCG:Sum of Product of Credits & Grades SGPI:Semester Grade Performance Index = ãCG/ãC, CGPI:Cumulative Grade Performance Index % Marks : 80 and Above 75-79.99 70-74.99 60-69.99 50-59.99 45-49.99 40-44.99 Less Than 40 Grade / Gr. Pt. : O / 10 A / 9 B / 8 C / 7 D / 6 E / 5 P / 4 F / 0												

Dr. G. T. Thanpi
 PRINCIPAL
 Thadomal Shahani Engineering College
 Bandra (W), Mumbai - 400 050.



SEAT_NO	NAME	<Course-I>	<Course-II>	<Course-III>	<Course-IV>	<Course-V>	<Course-VI>	<Course-VII>	<Course-VIII>	RESULT REMARK	TOTAL MARKS OUT OF 700	
		Th(80/32)	Th(80/32)	Th(80/32)	Th(80/32)	Tw(25/10)	Tw(25/10)	Tw(25/10)	Tw(100/40)			
		In(20/08)	In(20/08)	In(20/08)	In(20/08)	Or(25/10)	Or(25/10)	Or/Pr(25/10)	Or/Pr(50/20)			
		Total	Total	Total	Total	Total	Total	Total	Total			
		C G GP C*G	C G GP C*G	C G GP C*G	C G GP C*G	C G GP C*G	C G GP C*G	C G GP C*G	C G GP C*G	ãC ãCG SGPI		
01.	CSC801		DISTRIBUTED COMPUTING			04.	CSDC8013	APPLIED DATA SCIENCE		07.	CSDC8023	SOCIAL MEDIA ANALYTICS
08.	ILO8021		PROJECT MANAGEMENT			17.	CSL801	DISTRIBUTED COMPUTING LAB		20.	CSDL8013	APPLIED DATA SCIENCE LAB
23.	CSDL8023		SOCIAL MEDIA ANALYTICS LAB			24.	CSP801	MAJOR PROJECT II				
6029727	RAGHANI TANOOJ SANJEEV KARISHMA											
		60	46	64	53	20	18	20	82			
		13	15	16	16	20	23	23	40	P	529	
		73	61	80	69	40	41	43	122			
		3 B 8 24	3 C 7 21	3 O 10 30	3 C 7 21	1 O 10 10	1 O 10 10	1 O 10 10	6 O 10 60	21 186 8.86		
		SGPI: SEM-I: 8.31 ; SEM-II: 9.50 ; SEM-III: 9.91 ; SEM-IV: 9.88 ; SEM-V: 9.83 ; SEM-VI: 9.48 ; SEM-VII: 8.68 ; CGPI: 9.34										
		CREDITS: SEM-I: 18 ; SEM-II: 20 ; SEM-III: 23 ; SEM-IV: 24 ; SEM-V: 23 ; SEM-VI: 23 ; SEM-VII: 22										
		MARKS: SEM-I:504/675; SEM-II:600/725; SEM-III:689/775; SEM-IV:686/775; SEM-V:667/775; SEM-VI:626/775; SEM-VII:542/725; TOTAL: 4843/5925 (81.74%)										
6029728	RAIKAR SAHIL ASHOK SUNITA											
		50	53	59	62	22	21	20	94			
		15	14	16	17	19	23	20	47	P	552	
		65	67	75	79	41	44	40	141			
		3 C 7 21	3 C 7 21	3 A 9 27	3 A 9 27	1 O 10 10	1 O 10 10	1 O 10 10	6 O 10 60	21 186 8.86		
		SGPI: SEM-I: 8.39 ; SEM-II: 9.35 ; SEM-III:10.00 ; SEM-IV:10.00 ; SEM-V: 9.70 ; SEM-VI: 9.61 ; SEM-VII: 8.05 ; CGPI: 9.28										
		CREDITS: SEM-I: 18 ; SEM-II: 20 ; SEM-III: 23 ; SEM-IV: 24 ; SEM-V: 23 ; SEM-VI: 23 ; SEM-VII: 22										
		MARKS: SEM-I:516/675; SEM-II:599/725; SEM-III:683/775; SEM-IV:702/775; SEM-V:660/775; SEM-VI:643/775; SEM-VII:528/725; TOTAL: 4883/5925 (82.41%)										
6029729	RAJ GAURAV VIBHA											
		65	64	62	60	22	20	20	89			
		17	17	17	15	18	22	22	47	P	577	
		82	81	79	75	40	42	42	136			
		3 O 10 30	3 O 10 30	3 A 9 27	3 A 9 27	1 O 10 10	1 O 10 10	1 O 10 10	6 O 10 60	21 204 9.71		
		SGPI: SEM-I: 9.72 ; SEM-II: 9.90 ; SEM-III:10.00 ; SEM-IV:10.00 ; SEM-V: 9.87 ; SEM-VI: 8.70 ; SEM-VII: 8.36 ; CGPI: 9.53										
		CREDITS: SEM-I: 18 ; SEM-II: 20 ; SEM-III: 23 ; SEM-IV: 24 ; SEM-V: 23 ; SEM-VI: 23 ; SEM-VII: 22										
		MARKS: SEM-I:578/675; SEM-II:655/725; SEM-III:709/775; SEM-IV:696/775; SEM-V:653/775; SEM-VI:601/775; SEM-VII:536/725; TOTAL: 5005/5925 (84.47%)										
<p>RR- Reserved, RLE- Reserve for Lower Examination, RPV- Provisional, RCC- 0.5050, ADC- Admission Cancelled G:Grade, GP:Grade Point, C:Credits, ãC:Sum of Credit Points, ãCG:Sum of Product of Credits & Grades SGPI:Semester Grade Performance Index = ãCG/ãC, CGPI:Cumulative Grade Performance Index % Marks : 80 and Above 75-79.99 70-74.99 60-69.99 50-59.99 45-49.99 40-44.99 Less Than 40 Grade / Gr. Pt. : O / 10 A / 9 B / 8 C / 7 D / 6 E / 5 P / 4 F / 0</p>												

Dr. G. T. Thanpi
PRINCIPAL
Thadomal Shahani Engineering College
Bandra (W), Mumbai - 400 050.



SEAT_NO	NAME	<Course-I>	<Course-II>	<Course-III>	<Course-IV>	<Course-V>	<Course-VI>	<Course-VII>	<Course-VIII>	RESULT REMARK	TOTAL MARKS	
		Th(80/32)	Th(80/32)	Th(80/32)	Th(80/32)	Tw(25/10)	Tw(25/10)	Tw(25/10)	Tw(100/40)		OUT OF 700	
		In(20/08)	In(20/08)	In(20/08)	In(20/08)	Or(25/10)	Or(25/10)	Or/Pr(25/10)	Or/Pr(50/20)			
		Total	Total	Total	Total	Total	Total	Total	Total			
		C G GP C*G	C G GP C*G	C G GP C*G	C G GP C*G	C G GP C*G	C G GP C*G	C G GP C*G	C G GP C*G	ãC ãCG SGPI		
01.	CSC801		DISTRIBUTED COMPUTING			04.	CSDC8013	APPLIED DATA SCIENCE		07.	CSDC8023	SOCIAL MEDIA ANALYTICS
08.	ILO8021		PROJECT MANAGEMENT			17.	CSL801	DISTRIBUTED COMPUTING LAB		20.	CSDL8013	APPLIED DATA SCIENCE LAB
23.	CSDL8023		SOCIAL MEDIA ANALYTICS LAB			24.	CSP801	MAJOR PROJECT II				

6029730 RAJANI RISHI DEEPAK KAJAL

51	56	51	62	23	20	19	85				
19	15	15	16	19	21	19	41	P		532	
70	71	66	78	42	41	38	126				
3 B 8 24	3 B 8 24	3 C 7 21	3 A 9 27	1 O 10 10	1 O 10 10	1 A 9 9	6 O 10 60	21	185	8.81	

SGPI: SEM-I: 6.78 ; SEM-II: 8.50 ; SEM-III: 9.91 ; SEM-IV:10.00 ; SEM-V: 9.83 ; SEM-VI: 8.61 ; SEM-VII: 7.82 ; CGPI: 8.86
 CREDITS: SEM-I: 18 ; SEM-II: 20 ; SEM-III: 23 ; SEM-IV: 24 ; SEM-V: 23 ; SEM-VI: 23 ; SEM-VII: 22
 MARKS: SEM-I:410/675; SEM-II:538/725; SEM-III:690/775; SEM-IV:714/775; SEM-V:664/775; SEM-VI:592/775; SEM-VII:508/725; TOTAL: 4648/5925 (78.45%)

6029731 RAMRAKHIANI LAVESH KAMLESH RAJNI

46	48	67	46	19	20	18	72				
14	10	15	17	21	19	18	42	P	RPV	492	
60	58	82	63	40	39	36	114				
3 C 7 21	3 D 6 18	3 O 10 30	3 C 7 21	1 O 10 10	1 A 9 9	1 B 8 8	6 A 9 54	21	171	8.14	

(DIPLOMA STUDENT)

SGPI: SEM-III: 9.61 ; SEM-IV: 9.83 ; SEM-V: 9.43 ; SEM-VI: 8.70 ; SEM-VII: 7.32 ; CGPI: 8.87
 CREDITS: SEM-III: 23 ; SEM-IV: 24 ; SEM-V: 23 ; SEM-VI: 23 ; SEM-VII: 22
 MARKS: SEM-III:657/775; SEM-IV:652/775; SEM-V:643/775; SEM-VI:581/775; SEM-VII:474/725; TOTAL: 3499/4525 (77.33%)

6029732 RANAWAT MANAV SATISH REKHA

57	67	64	54	22	21	20	94				
18	16	19	18	21	24	22	47	P		584	
75	83	83	72	43	45	42	141				
3 A 9 27	3 O 10 30	3 O 10 30	3 B 8 24	1 O 10 10	1 O 10 10	1 O 10 10	6 O 10 60	21	201	9.57	

SGPI: SEM-I: 9.28 ; SEM-II:10.00 ; SEM-III: 9.87 ; SEM-IV:10.00 ; SEM-V: 9.87 ; SEM-VI: 9.74 ; SEM-VII: 8.73 ; CGPI: 9.64
 CREDITS: SEM-I: 18 ; SEM-II: 20 ; SEM-III: 23 ; SEM-IV: 24 ; SEM-V: 23 ; SEM-VI: 23 ; SEM-VII: 22
 MARKS: SEM-I:554/675; SEM-II:648/725; SEM-III:687/775; SEM-IV:703/775; SEM-V:666/775; SEM-VI:686/775; SEM-VII:562/725; TOTAL: 5090/5925 (85.91%)

/- FEMALE, #- 0.229, @- 0.5042/0.5043, *- 0.5045, \$- Carried Forward Grade, ~- Dyslexia, A/ABS- Absent, F- Fails, P- Passes

RR- Reserved, RLE- Reserve for Lower Examination, RPV- Provisional, RCC- 0.5050, ADC- Admission Cancelled

G:Grade, GP:Grade Point, C:Credits, ãC:Sum of Credit Points, ãCG:Sum of Product of Credits & Grades

SGPI:Semester Grade Performance Index = ãCG/ãC, CGPI:Cumulative Grade Performance Index

% Marks : 80 and Above 75-79.99 70-74.99 60-69.99 50-59.99 45-49.99 40-44.99 Less Than 40

Grade / Gr. Pt. : O / 10 A / 9 B / 8 C / 7 D / 6 E / 5 P / 4 F / 0

Dr. G. T. Thanpi
 PRINCIPAL
 Thadomal Shahani Engineering College
 Bandra (W), Mumbai - 400 050.



Dr. G. T. Thanpi
 PRINCIPAL
 Thadomal Shahani Engineering College
 Bandra (W), Mumbai - 400 050.



SEAT_NO	NAME	<Course-I>	<Course-II>	<Course-III>	<Course-IV>	<Course-V>	<Course-VI>	<Course-VII>	<Course-VIII>	RESULT	REMARK	TOTAL MARKS
		Th(80/32)	Th(80/32)	Th(80/32)	Th(80/32)	Tw(25/10)	Tw(25/10)	Tw(25/10)	Tw(100/40)			OUT OF 700
		In(20/08)	In(20/08)	In(20/08)	In(20/08)	Or(25/10)	Or(25/10)	Or/Pr(25/10)	Or/Pr(50/20)			
		Total	Total	Total	Total	Total	Total	Total	Total			
		C G GP C*G	C G GP C*G	C G GP C*G	C G GP C*G	C G GP C*G	C G GP C*G	C G GP C*G	C G GP C*G	ãC	ãCG	SGPI
01.	CSC801		DISTRIBUTED COMPUTING			04.	CSDC8013	APPLIED DATA SCIENCE		07.	CSDC8023	SOCIAL MEDIA ANALYTICS
08.	ILO8021		PROJECT MANAGEMENT			17.	CSL801	DISTRIBUTED COMPUTING LAB		20.	CSDL8013	APPLIED DATA SCIENCE LAB
23.	CSDL8023		SOCIAL MEDIA ANALYTICS LAB			24.	CSP801	MAJOR PROJECT II				

6029733 RATHI AMAN PAWAN YOGITA

44	53	48	41	21	19	19	94					
12	15	16	11	18	23	20	48	P	RPV		502	
56	68	64	52	39	42	39	142					
3 D 6 18	3 C 7 21	3 C 7 21	3 D 6 18	1 A 9 9	1 O 10 10	1 A 9 9	6 O 10 60	21	166	7.90		

SGPI: SEM-I: 7.00 ; SEM-II: 8.20 ; SEM-III: 9.91 ; SEM-IV:10.00 ; SEM-V: 9.74 ; SEM-VI: 8.70 ; SEM-VII: 8.09 ; CGPI: 8.77
 CREDITS: SEM-I: 18 ; SEM-II: 20 ; SEM-III: 23 ; SEM-IV: 24 ; SEM-V: 23 ; SEM-VI: 23 ; SEM-VII: 22
 MARKS: SEM-I:441/675; SEM-II:525/725; SEM-III:674/775; SEM-IV:696/775; SEM-V:657/775; SEM-VI:596/775; SEM-VII:525/725; TOTAL: 4616/5925 (77.91%)

6029734 /RIJHWANI JAANVI CHANDER VISHAKHA

59	43	65	56	21	19	22	89					
15	17	16	16	21	21	20	45	P	RPV		545	
74	60	81	72	42	40	42	134					
3 B 8 24	3 C 7 21	3 O 10 30	3 B 8 24	1 O 10 10	1 O 10 10	1 O 10 10	6 O 10 60	21	189	9.00		

(DIPLOMA STUDENT)
 SGPI: SEM-III: 9.74 ; SEM-IV:10.00 ; SEM-V: 9.96 ; SEM-VI: 9.35 ; SEM-VII: 9.32 ; CGPI: 9.57
 CREDITS: SEM-III: 23 ; SEM-IV: 24 ; SEM-V: 23 ; SEM-VI: 23 ; SEM-VII: 22
 MARKS: SEM-III:649/775; SEM-IV:675/775; SEM-V:672/775; SEM-VI:622/775; SEM-VII:567/725; TOTAL: 3730/4525 (82.43%)

6029735 ROHIRA PRITHVI SANJAY ANUSHKA

43	55	59	50	21	19	22	95					
14	15	16	13	18	23	23	49	P			535	
57	70	75	63	39	42	45	144					
3 D 6 18	3 B 8 24	3 A 9 27	3 C 7 21	1 A 9 9	1 O 10 10	1 O 10 10	6 O 10 60	21	179	8.52		

SGPI: SEM-I: 8.17 ; SEM-II: 9.60 ; SEM-III: 9.39 ; SEM-IV: 9.83 ; SEM-V: 9.43 ; SEM-VI: 8.70 ; SEM-VII: 7.68 ; CGPI: 8.94
 CREDITS: SEM-I: 18 ; SEM-II: 20 ; SEM-III: 23 ; SEM-IV: 24 ; SEM-V: 23 ; SEM-VI: 23 ; SEM-VII: 22
 MARKS: SEM-I:504/675; SEM-II:603/725; SEM-III:650/775; SEM-IV:662/775; SEM-V:638/775; SEM-VI:606/775; SEM-VII:493/725; TOTAL: 4691/5925 (79.17%)

/- FEMALE, #- 0.229, @- 0.5042/0.5043, *- 0.5045, \$- Carried Forward Grade, ~- Dyslexia, A/ABS- Absent, F- Fails, P- Passes

RR- Reserved, RLE- Reserve for Lower Examination, RPV- Provisional, RCC- 0.5050, ADC- Admission Cancelled

G:Grade, GP:Grade Point, C:Credits, ãC:Sum of Credit Points, ãCG:Sum of Product of Credits & Grades

SGPI:Semester Grade Performance Index = ãCG/ãC, CGPI:Cumulative Grade Performance Index

% Marks : 80 and Above 75-79.99 70-74.99 60-69.99 50-59.99 45-49.99 40-44.99 Less Than 40

Grade / Gr. Pt. : O / 10 A / 9 B / 8 C / 7 D / 6 E / 5 P / 4 F / 0

Dr. G. T. Thanpi
 PRINCIPAL
 Thadomal Shahani Engineering College
 Bandra (W), Mumbai - 400 050.



SEAT_NO	NAME	<Course-I>	<Course-II>	<Course-III>	<Course-IV>	<Course-V>	<Course-VI>	<Course-VII>	<Course-VIII>	RESULT REMARK	TOTAL MARKS	
		Th(80/32)	Th(80/32)	Th(80/32)	Th(80/32)	Tw(25/10)	Tw(25/10)	Tw(25/10)	Tw(100/40)		OUT OF 700	
		In(20/08)	In(20/08)	In(20/08)	In(20/08)	Or(25/10)	Or(25/10)	Or/Pr(25/10)	Or/Pr(50/20)			
		Total	Total	Total	Total	Total	Total	Total	Total			
		C G GP C*G	C G GP C*G	C G GP C*G	C G GP C*G	C G GP C*G	C G GP C*G	C G GP C*G	C G GP C*G	ãC ãCG SGPI		
01.	CSC801		DISTRIBUTED COMPUTING			04.	CSDC8013	APPLIED DATA SCIENCE		07.	CSDC8023	SOCIAL MEDIA ANALYTICS
08.	ILO8021		PROJECT MANAGEMENT			17.	CSL801	DISTRIBUTED COMPUTING LAB		20.	CSDL8013	APPLIED DATA SCIENCE LAB
23.	CSDL8023		SOCIAL MEDIA ANALYTICS LAB			24.	CSP801	MAJOR PROJECT II				

6029736	SACHDEV HIMANSHU RAVI SNEHA											
		49	63	65	56	21	16	16	84			
		11	14	12	13	18	23	18	47	P	526	
		60	77	77	69	39	39	34	131			
		3 C 7 21	3 A 9 27	3 A 9 27	3 C 7 21	1 A 9 9	1 A 9 9	1 C 7 7	6 O 10 60	21 181	8.62	
		SGPI: SEM-I: 6.75 ; SEM-II: 7.48 ; SEM-III: 9.04 ; SEM-IV: 9.42 ; SEM-V: 9.17 ; SEM-VI: 7.09 ; SEM-VII: 7.09 ; CGPI: 8.14										
		CREDITS: SEM-I: 18 ; SEM-II: 20 ; SEM-III: 23 ; SEM-IV: 24 ; SEM-V: 23 ; SEM-VI: 23 ; SEM-VII: 22										
		MARKS: SEM-I:414/675; SEM-II:481/725; SEM-III:611/775; SEM-IV:634/775; SEM-V:621/775; SEM-VI:499/775; SEM-VII:465/725; TOTAL: 4251/5925 (71.75%)										

6029737	SAKSENA ISHAN VIVEK SIMI											
		51	63	56	69	22	19	20	90			
		17	17	17	16	19	21	22	45	P	564	
		68	80	73	85	41	40	42	135			
		3 C 7 21	3 O 10 30	3 B 8 24	3 O 10 30	1 O 10 10	1 O 10 10	1 O 10 10	6 O 10 60	21 195	9.29	
		SGPI: SEM-I: 7.78 ; SEM-II: 9.20 ; SEM-III: 9.91 ; SEM-IV: 9.96 ; SEM-V:10.00 ; SEM-VI:10.00 ; SEM-VII: 9.05 ; CGPI: 9.46										
		CREDITS: SEM-I: 18 ; SEM-II: 20 ; SEM-III: 23 ; SEM-IV: 24 ; SEM-V: 23 ; SEM-VI: 23 ; SEM-VII: 22										
		MARKS: SEM-I:480/675; SEM-II:586/725; SEM-III:699/775; SEM-IV:700/775; SEM-V:677/775; SEM-VI:674/775; SEM-VII:567/725; TOTAL: 4947/5925 (83.49%)										

6029738	SARVAIYA DIVYARAJ VIKRAMSINH VARSHA											
		42	38	46	44	22	15	16	84			
		8	8	9	12	16	17	19	47	P	443	
		50	46	55	56	38	32	35	131			
		3 D 6 18	3 E 5 15	3 D 6 18	3 D 6 18	1 A 9 9	1 C 7 7	1 B 8 8	6 O 10 60	21 153	7.29	
		SGPI: SEM-I: 7.14 ; SEM-II: 7.30 ; SEM-III: 9.48 ; SEM-IV: 9.33 ; SEM-V: 9.43 ; SEM-VI: 7.87 ; SEM-VII: 6.36 ; CGPI: 8.09										
		CREDITS: SEM-I: 18 ; SEM-II: 20 ; SEM-III: 23 ; SEM-IV: 24 ; SEM-V: 23 ; SEM-VI: 23 ; SEM-VII: 22										
		MARKS: SEM-I:434/675; SEM-II:474/725; SEM-III:654/775; SEM-IV:632/775; SEM-V:650/775; SEM-VI:533/775; SEM-VII:427/725; TOTAL: 4247/5925 (71.68%)										

/- FEMALE, #- 0.229, @- 0.5042/0.5043, *- 0.5045, \$- Carried Forward Grade, ~- Dyslexia, A/ABS- Absent, F- Fails, P- Passes												
RR- Reserved, RLE- Reserve for Lower Examination, RPV- Provisional, RCC- 0.5050, ADC- Admission Cancelled												
G:Grade, GP:Grade Point, C:Credits, ãC:Sum of Credit Points, ãCG:Sum of Product of Credits & Grades												
SGPI:Semester Grade Performance Index = ãCG/ãC, CGPI:Cumulative Grade Performance Index												
% Marks : 80 and Above 75-79.99 70-74.99 60-69.99 50-59.99 45-49.99 40-44.99 Less Than 40												
Grade / Gr. Pt. : O / 10 A / 9 B / 8 C / 7 D / 6 E / 5 P / 4 F / 0												

Dr. G. T. Thanpi
PRINCIPAL
Thadomal Shahani Engineering College
Bandra (W), Mumbai - 400 050.



SEAT_NO	NAME	<Course-I>	<Course-II>	<Course-III>	<Course-IV>	<Course-V>	<Course-VI>	<Course-VII>	<Course-VIII>	RESULT REMARK	TOTAL MARKS
Th(80/32)	Th(80/32)	Th(80/32)	Th(80/32)	Tw(25/10)	Tw(25/10)	Tw(25/10)	Tw(100/40)			OUT OF 700	
In(20/08)	In(20/08)	In(20/08)	In(20/08)	Or(25/10)	Or(25/10)	Or/Pr(25/10)	Or/Pr(50/20)				
Total	Total	Total	Total	Total	Total	Total	Total				
C G GP C*G	C G GP C*G	C G GP C*G	C G GP C*G	C G GP C*G	C G GP C*G	C G GP C*G	C G GP C*G	C G GP C*G	C G GP C*G	ãC ãCG SGPI	
01. CSC801	DISTRIBUTED COMPUTING					04. CSDC8013	APPLIED DATA SCIENCE		07. CSDC8023	SOCIAL MEDIA ANALYTICS	
08. ILO8021	PROJECT MANAGEMENT					17. CSL801	DISTRIBUTED COMPUTING LAB		20. CSDL8013	APPLIED DATA SCIENCE LAB	
23. CSDL8023	SOCIAL MEDIA ANALYTICS LAB					24. CSP801	MAJOR PROJECT II				

6029739	SATAO SHASHWAT NITIN MRUNMAYI										
54	61	54	65	22	20	20	94				
15	15	17	16	19	24	23	49	P		568	
69	76	71	81	41	44	43	143				
3 C 7 21 3 A 9 27 3 B 8 24	3 O 10 30	1 O 10 10	1 O 10 10	1 O 10 10	1 O 10 10	6 O 10 60	21 192 9.14				
SGPI: SEM-I: 8.50 ; SEM-II: 9.45 ; SEM-III: 9.78 ; SEM-IV: 9.83 ; SEM-V: 9.87 ; SEM-VI: 9.09 ; SEM-VII: 7.77 ; CGPI: 9.21											
CREDITS: SEM-I: 18 ; SEM-II: 20 ; SEM-III: 23 ; SEM-IV: 24 ; SEM-V: 23 ; SEM-VI: 23 ; SEM-VII: 22											
MARKS: SEM-I:518/675; SEM-II:608/725; SEM-III:658/775; SEM-IV:666/775; SEM-V:659/775; SEM-VI:612/775; SEM-VII:501/725; TOTAL: 4790/5925 (80.84%)											

6029740	/SHAH ANERI GAURANG KUMUD										
60	48	48	44	20	21	20	94				
17	17	17	15	20	24	24	47	P		536	
77	65	65	59	40	45	44	141				
3 A 9 27 3 C 7 21 3 C 7 21	3 D 6 18	1 O 10 10	1 O 10 10	1 O 10 10	1 O 10 10	6 O 10 60	21 177 8.43				
SGPI: SEM-I: 8.11 ; SEM-II: 9.00 ; SEM-III:10.00 ; SEM-IV:10.00 ; SEM-V: 9.96 ; SEM-VI:10.00 ; SEM-VII: 8.82 ; CGPI: 9.35											
CREDITS: SEM-I: 18 ; SEM-II: 20 ; SEM-III: 23 ; SEM-IV: 24 ; SEM-V: 23 ; SEM-VI: 23 ; SEM-VII: 22											
MARKS: SEM-I:518/675; SEM-II:576/725; SEM-III:701/775; SEM-IV:699/775; SEM-V:681/775; SEM-VI:686/775; SEM-VII:564/725; TOTAL: 4961/5925 (83.73%)											

6029741	SHAH DARSH KAMAL PURVI										
47E	62E	59E	5F	21E	20E	23E	89E				
16E	17E	17E	18E	21E	22E	22E	45E	F		504	
63	79	76	--	42	42	45	134				
3 C 7 21 3 A 9 27 3 A 9 27	-- -- --	1 O 10 10	1 O 10 10	1 O 10 10	1 O 10 10	6 O 10 60	18 165			--	
SGPI: SEM-I: 8.50 ; SEM-II: 9.15 ; SEM-III: 9.91 ; SEM-IV: 9.83 ; SEM-V: 9.74 ; SEM-VI: 9.87 ; SEM-VII: 7.77 ; CGPI: --											
CREDITS: SEM-I: 18 ; SEM-II: 20 ; SEM-III: 23 ; SEM-IV: 24 ; SEM-V: 23 ; SEM-VI: 23 ; SEM-VII: 22											
MARKS: SEM-I:512/675; SEM-II:584/725; SEM-III:705/775; SEM-IV:667/775; SEM-V:666/775; SEM-VI:663/775; SEM-VII:516/725; TOTAL: --											

/- FEMALE, #- 0.229, @- 0.5042/0.5043, *- 0.5045, \$- Carried Forward Grade, ~- Dyslexia, A/ABS- Absent, F- Fails, P- Passes											
RR- Reserved, RLE- Reserve for Lower Examination, RPV- Provisional, RCC- 0.5050, ADC- Admission Cancelled											
G:Grade, GP:Grade Point, C:Credits, ãC:Sum of Credit Points, ãCG:Sum of Product of Credits & Grades											
SGPI:Semester Grade Performance Index = ãCG/ãC, CGPI:Cumulative Grade Performance Index											
% Marks : 80 and Above 75-79.99 70-74.99 60-69.99 50-59.99 45-49.99 40-44.99 Less Than 40											
Grade / Gr. Pt. : O / 10 A / 9 B / 8 C / 7 D / 6 E / 5 P / 4 F / 0											

Dr. G. T. Thanpi
PRINCIPAL
Thadomal Shahani Engineering College
Bandra (W), Mumbai - 400 050.



SEAT_NO	NAME	<Course-I>	<Course-II>	<Course-III>	<Course-IV>	<Course-V>	<Course-VI>	<Course-VII>	<Course-VIII>	RESULT REMARK	TOTAL MARKS	
		Th(80/32)	Th(80/32)	Th(80/32)	Th(80/32)	Tw(25/10)	Tw(25/10)	Tw(25/10)	Tw(100/40)		OUT OF 700	
		In(20/08)	In(20/08)	In(20/08)	In(20/08)	Or(25/10)	Or(25/10)	Or/Pr(25/10)	Or/Pr(50/20)			
		Total	Total	Total	Total	Total	Total	Total	Total			
		C G GP C*G	C G GP C*G	C G GP C*G	C G GP C*G	C G GP C*G	C G GP C*G	C G GP C*G	C G GP C*G	ãC ãCG SGPI		
01.	CSC801		DISTRIBUTED COMPUTING			04.	CSDC8013	APPLIED DATA SCIENCE		07.	CSDC8023	SOCIAL MEDIA ANALYTICS
08.	ILO8021		PROJECT MANAGEMENT			17.	CSL801	DISTRIBUTED COMPUTING LAB		20.	CSDL8013	APPLIED DATA SCIENCE LAB
23.	CSDL8023		SOCIAL MEDIA ANALYTICS LAB			24.	CSP801	MAJOR PROJECT II				

6029742 SHAH KAVISH CHIRAG FALGUNI

38	50	66	65	22	21	20	90				
15	18	17	18	22	24	21	45	P		552	
53	68	83	83	44	45	41	135				
3 D 6 18	3 C 7 21	3 O 10 30	3 O 10 30	1 O 10 10	1 O 10 10	1 O 10 10	6 O 10 60	21	189	9.00	

SGPI: SEM-I: 8.56 ; SEM-II: 9.70 ; SEM-III: 9.96 ; SEM-IV:10.00 ; SEM-V: 9.91 ; SEM-VI: 9.74 ; SEM-VII: 8.23 ; CGPI: 9.42
 CREDITS: SEM-I: 18 ; SEM-II: 20 ; SEM-III: 23 ; SEM-IV: 24 ; SEM-V: 23 ; SEM-VI: 23 ; SEM-VII: 22
 MARKS: SEM-I:525/675; SEM-II:617/725; SEM-III:700/775; SEM-IV:695/775; SEM-V:671/775; SEM-VI:654/775; SEM-VII:531/725; TOTAL: 4945/5925 (83.46%)

6029743 SHARMA ABHISHEK AVINASH SEEMA

58	60	66	62	20	20	22	95				
16	18	18	15	19	22	23	49	P		583	
74	78	84	77	39	42	45	144				
3 B 8 24	3 A 9 27	3 O 10 30	3 A 9 27	1 A 9 9	1 O 10 10	1 O 10 10	6 O 10 60	21	197	9.38	

SGPI: SEM-I: 9.67 ; SEM-II: 9.80 ; SEM-III: 9.61 ; SEM-IV:10.00 ; SEM-V:10.00 ; SEM-VI: 9.87 ; SEM-VII: 8.36 ; CGPI: 9.59
 CREDITS: SEM-I: 18 ; SEM-II: 20 ; SEM-III: 23 ; SEM-IV: 24 ; SEM-V: 23 ; SEM-VI: 23 ; SEM-VII: 22
 MARKS: SEM-I:597/675; SEM-II:620/725; SEM-III:653/775; SEM-IV:707/775; SEM-V:680/775; SEM-VI:657/775; SEM-VII:535/725; TOTAL: 5032/5925 (84.93%)

6029744 SHINDE SARTHAK SHANKAR URMILA

33	36	39	36	20	18	18	83				
9	11	12	12	16	19	20	42	P		424	
42	47	51	48	36	37	38	125				
3 P 4 12	3 E 5 15	3 D 6 18	3 E 5 15	1 B 8 8	1 B 8 8	1 A 9 9	6 O 10 60	21	145	6.90	

SGPI: SEM-I: 7.61 ; SEM-II: 8.90 ; SEM-III: 9.96 ; SEM-IV:10.00 ; SEM-V: 9.83 ; SEM-VI: 8.09 ; SEM-VII: 7.09 ; CGPI: 8.60
 CREDITS: SEM-I: 18 ; SEM-II: 20 ; SEM-III: 23 ; SEM-IV: 24 ; SEM-V: 23 ; SEM-VI: 23 ; SEM-VII: 22
 MARKS: SEM-I:462/675; SEM-II:569/725; SEM-III:688/775; SEM-IV:693/775; SEM-V:661/775; SEM-VI:552/775; SEM-VII:449/725; TOTAL: 4498/5925 (75.92%)

/- FEMALE, #- 0.229, @- 0.5042/0.5043, *- 0.5045, \$- Carried Forward Grade, ~- Dyslexia, A/ABS- Absent, F- Fails, P- Passes

RR- Reserved, RLE- Reserve for Lower Examination, RPV- Provisional, RCC- 0.5050, ADC- Admission Cancelled

G:Grade, GP:Grade Point, C:Credits, ãC:Sum of Credit Points, ãCG:Sum of Product of Credits & Grades

SGPI:Semester Grade Performance Index = ãCG/ãC, CGPI:Cumulative Grade Performance Index

% Marks : 80 and Above 75-79.99 70-74.99 60-69.99 50-59.99 45-49.99 40-44.99 Less Than 40

Grade / Gr. Pt. : O / 10 A / 9 B / 8 C / 7 D / 6 E / 5 P / 4 F / 0

Dr. G. T. Thampi
 PRINCIPAL
 Thadomal Shahani Engineering College
 Bandra (W), Mumbai - 400 050.



Dr. G. T. Thampi
 PRINCIPAL
 Thadomal Shahani Engineering College
 Bandra (W), Mumbai - 400 050.



SEAT_NO	NAME	<Course-I>	<Course-II>	<Course-III>	<Course-IV>	<Course-V >	<Course-VI>	<Course-VII>	<Course-VIII>	RESULT REMARK	TOTAL MARKS
Th(80/32)	Th(80/32)	Th(80/32)	Th(80/32)	Tw(25/10)	Tw(25/10)	Tw(25/10)	Tw(100/40)			OUT OF 700	
In(20/08)	In(20/08)	In(20/08)	In(20/08)	Or(25/10)	Or(25/10)	Or/Pr(25/10)	Or/Pr(50/20)				
Total	Total	Total	Total	Total	Total	Total	Total				
C G GP C*G	C G GP C*G	C G GP C*G	C G GP C*G	C G GP C*G	C G GP C*G	C G GP C*G	C G GP C*G	C G GP C*G	C G GP C*G	ãC ãCG SGPI	
01. CSC801	DISTRIBUTED COMPUTING					04. CSDC8013	APPLIED DATA SCIENCE		07. CSDC8023	SOCIAL MEDIA ANALYTICS	
08. ILO8021	PROJECT MANAGEMENT					17. CSL801	DISTRIBUTED COMPUTING LAB		20. CSDL8013	APPLIED DATA SCIENCE LAB	
23. CSDL8023	SOCIAL MEDIA ANALYTICS LAB					24. CSP801	MAJOR PROJECT II				

6029745 SINGHANIYA JASH RAVI LALITA

33	41	64	49	22	14	16	90			
11	10	10	16	21	23	19	46	P		485
44	51	74	65	43	37	35	136			
3 P 4 12	3 D 6 18	3 B 8 24	3 C 7 21	1 O 10 10	1 B 8 8	8 1 B 8 8	6 O 10 60	21	161	7.67

SGPI: SEM-I: 7.61 ; SEM-II: 8.75 ; SEM-III: 9.35 ; SEM-IV: 9.75 ; SEM-V: 9.57 ; SEM-VI: 7.61 ; SEM-VII: 6.73 ; CGPI: 8.42
 CREDITS: SEM-I: 18 ; SEM-II: 20 ; SEM-III: 23 ; SEM-IV: 24 ; SEM-V: 23 ; SEM-VI: 23 ; SEM-VII: 22
 MARKS: SEM-I:474/675; SEM-II:559/725; SEM-III:639/775; SEM-IV:656/775; SEM-V:632/775; SEM-VI:529/775; SEM-VII:441/725; TOTAL: 4415/5925 (74.51%)

6029746 SOMNANI VISHESH DEEPAK PRIYA

49	54	64	44	18	19	18	83			
13	14	16	15	20	19	18	41	P	RPV	505
62	68	80	59	38	38	36	124			
3 C 7 21	3 C 7 21	3 O 10 30	3 D 6 18	1 A 9 9	1 A 9 9	1 B 8 8	6 O 10 60	21	176	8.38

(DIPLOMA STUDENT)

SGPI: SEM-III: 9.87 ; SEM-IV: 9.88 ; SEM-V: 9.83 ; SEM-VI: 7.83 ; SEM-VII: 7.59 ; CGPI: 8.92
 CREDITS: SEM-III: 23 ; SEM-IV: 24 ; SEM-V: 23 ; SEM-VI: 23 ; SEM-VII: 22
 MARKS: SEM-III:664/775; SEM-IV:669/775; SEM-V:657/775; SEM-VI:538/775; SEM-VII:494/725; TOTAL: 3527/4525 (77.94%)

6029747 /SUKHRANI AANCHAL MANOJ RESHMA

57	69	69	60	23	20	19	85			
19	17	17	17	23	21	19	41	P		576
76	86	86	77	46	41	38	126			
3 A 9 27	3 O 10 30	3 O 10 30	3 A 9 27	1 O 10 10	1 O 10 10	1 A 9 9	6 O 10 60	21	203	9.67

SGPI: SEM-I: 9.00 ; SEM-II: 9.10 ; SEM-III:10.00 ; SEM-IV:10.00 ; SEM-V: 9.57 ; SEM-VI: 9.96 ; SEM-VII: 8.41 ; CGPI: 9.49
 CREDITS: SEM-I: 18 ; SEM-II: 20 ; SEM-III: 23 ; SEM-IV: 24 ; SEM-V: 23 ; SEM-VI: 23 ; SEM-VII: 22
 MARKS: SEM-I:525/675; SEM-II:568/725; SEM-III:696/775; SEM-IV:714/775; SEM-V:655/775; SEM-VI:653/775; SEM-VII:540/725; TOTAL: 4927/5925 (83.16%)

/- FEMALE, #- 0.229, @- 0.5042/0.5043, *- 0.5045, \$- Carried Forward Grade, ~- Dyslexia, A/ABS- Absent, F- Fails, P- Passes

RR- Reserved, RLE- Reserve for Lower Examination, RPV- Provisional, RCC- 0.5050, ADC- Admission Cancelled

G:Grade, GP:Grade Point, C:Credits, ãC:Sum of Credit Points, ãCG:Sum of Product of Credits & Grades

SGPI:Semester Grade Performance Index = ãCG/ãC, CGPI:Cumulative Grade Performance Index

% Marks : 80 and Above 75-79.99 70-74.99 60-69.99 50-59.99 45-49.99 40-44.99 Less Than 40

Grade / Gr. Pt. : O / 10 A / 9 B / 8 C / 7 D / 6 E / 5 P / 4 F / 0

Dr. G. T. Thanpi
 PRINCIPAL
 Thadomal Shahani Engineering College
 Bandra (W), Mumbai - 400 050.



SEAT_NO	NAME	<Course-I>	<Course-II>	<Course-III>	<Course-IV>	<Course-V>	<Course-VI>	<Course-VII>	<Course-VIII>	RESULT REMARK	TOTAL MARKS	
		Th(80/32)	Th(80/32)	Th(80/32)	Th(80/32)	Tw(25/10)	Tw(25/10)	Tw(25/10)	Tw(100/40)		OUT OF 700	
		In(20/08)	In(20/08)	In(20/08)	In(20/08)	Or(25/10)	Or(25/10)	Or/Pr(25/10)	Or/Pr(50/20)			
		Total	Total	Total	Total	Total	Total	Total	Total			
		C G GP C*G	C G GP C*G	C G GP C*G	C G GP C*G	C G GP C*G	C G GP C*G	C G GP C*G	C G GP C*G	ãC ãCG SGPI		
01.	CSC801		DISTRIBUTED COMPUTING			04.	CSDC8013	APPLIED DATA SCIENCE		07.	CSDC8023	SOCIAL MEDIA ANALYTICS
08.	ILO8021		PROJECT MANAGEMENT			17.	CSL801	DISTRIBUTED COMPUTING LAB		20.	CSDL8013	APPLIED DATA SCIENCE LAB
23.	CSDL8023		SOCIAL MEDIA ANALYTICS LAB			24.	CSP801	MAJOR PROJECT II				

6029751 TIWARI ADARSH KAMLESH REENA

55	65	53	56	21	20	20	92				
14	13	16	15	20	20	22	47	P		549	
69	78	69	71	41	40	42	139				
3 C 7 21	3 A 9 27	3 C 7 21	3 B 8 24	1 O 10 10	1 O 10 10	1 O 10 10	6 O 10 60	21	183	8.71	

SGPI: SEM-I: 7.28 ; SEM-II: 8.03 ; SEM-III: 9.91 ; SEM-IV:10.00 ; SEM-V: 9.87 ; SEM-VI: 8.13 ; SEM-VII: 8.50 ; CGPI: 8.87
 CREDITS: SEM-I: 18 ; SEM-II: 20 ; SEM-III: 23 ; SEM-IV: 24 ; SEM-V: 23 ; SEM-VI: 23 ; SEM-VII: 22
 MARKS: SEM-I:446/675; SEM-II:517/725; SEM-III:693/775; SEM-IV:705/775; SEM-V:672/775; SEM-VI:559/775; SEM-VII:543/725; TOTAL: 4684/5925 (79.05%)

6029752 /VAGHELA YASHVI KISHOR ARCHANA

64	66	69	51	23	20	21	92				
18	16	18	17	23	22	21	48	P		589	
82	82	87	68	46	42	42	140				
3 O 10 30	3 O 10 30	3 O 10 30	3 C 7 21	1 O 10 10	1 O 10 10	1 O 10 10	6 O 10 60	21	201	9.57	

SGPI: SEM-I: 8.03 ; SEM-II: 9.55 ; SEM-III: 9.70 ; SEM-IV:10.00 ; SEM-V: 9.87 ; SEM-VI: 9.70 ; SEM-VII: 8.05 ; CGPI: 9.35
 CREDITS: SEM-I: 18 ; SEM-II: 20 ; SEM-III: 23 ; SEM-IV: 24 ; SEM-V: 23 ; SEM-VI: 23 ; SEM-VII: 22
 MARKS: SEM-I:499/675; SEM-II:600/725; SEM-III:668/775; SEM-IV:696/775; SEM-V:667/775; SEM-VI:630/775; SEM-VII:523/725; TOTAL: 4872/5925 (82.23%)

6029753 VAIDYA HARSHAL VAIBHAV PRATIMA

62	70	70	63	23	20	21	93				
17	15	17	18	23	22	22	48	P		604	
79	85	87	81	46	42	43	141				
3 A 9 27	3 O 10 30	3 O 10 30	3 O 10 30	1 O 10 10	1 O 10 10	1 O 10 10	6 O 10 60	21	207	9.86	

SGPI: SEM-I: 8.17 ; SEM-II: 8.30 ; SEM-III: 9.65 ; SEM-IV: 9.88 ; SEM-V: 9.74 ; SEM-VI: 8.43 ; SEM-VII: 8.09 ; CGPI: 9.05
 CREDITS: SEM-I: 18 ; SEM-II: 20 ; SEM-III: 23 ; SEM-IV: 24 ; SEM-V: 23 ; SEM-VI: 23 ; SEM-VII: 22
 MARKS: SEM-I:492/675; SEM-II:532/725; SEM-III:674/775; SEM-IV:673/775; SEM-V:642/775; SEM-VI:574/775; SEM-VII:518/725; TOTAL: 4709/5925 (79.48%)

/- FEMALE, #- 0.229, @- 0.5042/0.5043, *- 0.5045, \$- Carried Forward Grade, ~- Dyslexia, A/ABS- Absent, F- Fails, P- Passes

RR- Reserved, RLE- Reserve for Lower Examination, RPV- Provisional, RCC- 0.5050, ADC- Admission Cancelled

G:Grade, GP:Grade Point, C:Credits, ãC:Sum of Credit Points, ãCG:Sum of Product of Credits & Grades

SGPI:Semester Grade Performance Index = ãCG/ãC, CGPI:Cumulative Grade Performance Index

% Marks : 80 and Above 75-79.99 70-74.99 60-69.99 50-59.99 45-49.99 40-44.99 Less Than 40

Grade / Gr. Pt. : O / 10 A / 9 B / 8 C / 7 D / 6 E / 5 P / 4 F / 0

Dr. G. T. Thampi
 PRINCIPAL
 Thadomal Shahani Engineering College
 Bandra (W), Mumbai - 400 050.



Dr. G. T. Thampi
 PRINCIPAL
 Thadomal Shahani Engineering College
 Bandra (W), Mumbai - 400 050.



SEAT_NO	NAME	<Course-I>	<Course-II>	<Course-III>	<Course-IV>	<Course-V>	<Course-VI>	<Course-VII>	<Course-VIII>	RESULT REMARK	TOTAL MARKS OUT OF 700	
		Th(80/32)	Th(80/32)	Th(80/32)	Th(80/32)	Tw(25/10)	Tw(25/10)	Tw(25/10)	Tw(100/40)			
		In(20/08)	In(20/08)	In(20/08)	In(20/08)	Or(25/10)	Or(25/10)	Or/Pr(25/10)	Or/Pr(50/20)			
		Total	Total	Total	Total	Total	Total	Total	Total			
		C G GP C*G	C G GP C*G	C G GP C*G	C G GP C*G	C G GP C*G	C G GP C*G	C G GP C*G	C G GP C*G	ãC ãCG SGPI		
01.	CSC801		DISTRIBUTED COMPUTING			04.	CSDC8013	APPLIED DATA SCIENCE		07.	CSDC8023	SOCIAL MEDIA ANALYTICS
08.	ILO8021		PROJECT MANAGEMENT			17.	CSL801	DISTRIBUTED COMPUTING LAB		20.	CSDL8013	APPLIED DATA SCIENCE LAB
23.	CSDL8023		SOCIAL MEDIA ANALYTICS LAB			24.	CSP801	MAJOR PROJECT II				

6029754 /VASWANI PAYAL NARESH DHRISHTI

38	46	64	48	21	20	19	88				
15	12	12	16	16	21	21	46	P		503	
53	58	76	64	37	41	40	134				
3 D 6 18	3 D 6 18	3 A 9 27	3 C 7 21	1 B 8 8	1 O 10 10	1 O 10 10	6 O 10 60	21	172	8.19	

SGPI: SEM-I: 7.44 ; SEM-II: 8.40 ; SEM-III: 9.87 ; SEM-IV:10.00 ; SEM-V: 9.70 ; SEM-VI: 7.26 ; SEM-VII: 7.05 ; CGPI: 8.54
 CREDITS: SEM-I: 18 ; SEM-II: 20 ; SEM-III: 23 ; SEM-IV: 24 ; SEM-V: 23 ; SEM-VI: 23 ; SEM-VII: 22
 MARKS: SEM-I:452/675; SEM-II:528/725; SEM-III:685/775; SEM-IV:674/775; SEM-V:653/775; SEM-VI:506/775; SEM-VII:455/725; TOTAL: 4456/5925 (75.21%)

6029755 VIDYARTHI ARYAN RAVINDRA SNEHLATA

47	57	52	43	20	18	19	83				
15	12	14	15	21	24	20	42	P		502	
62	69	66	58	41	42	39	125				
3 C 7 21	3 C 7 21	3 C 7 21	3 D 6 18	1 O 10 10	1 O 10 10	1 A 9 9	6 O 10 60	21	170	8.10	

SGPI: SEM-I: 7.78 ; SEM-II: 9.25 ; SEM-III: 9.96 ; SEM-IV:10.00 ; SEM-V: 9.61 ; SEM-VI: 8.57 ; SEM-VII: 7.77 ; CGPI: 8.93
 CREDITS: SEM-I: 18 ; SEM-II: 20 ; SEM-III: 23 ; SEM-IV: 24 ; SEM-V: 23 ; SEM-VI: 23 ; SEM-VII: 22
 MARKS: SEM-I:471/675; SEM-II:583/725; SEM-III:688/775; SEM-IV:693/775; SEM-V:657/775; SEM-VI:581/775; SEM-VII:501/725; TOTAL: 4676/5925 (78.92%)

6029756 WADHWANI AAYUSH SHYAM KANCHAN

63	68	47	64	21	20	22	91				
13	14	14	16	20	23	24	48	P		568	
76	82	61	80	41	43	46	139				
3 A 9 27	3 O 10 30	3 C 7 21	3 O 10 30	1 O 10 10	1 O 10 10	1 O 10 10	6 O 10 60	21	198	9.43	

SGPI: SEM-I: 8.44 ; SEM-II: 8.65 ; SEM-III: 9.39 ; SEM-IV: 9.79 ; SEM-V: 9.43 ; SEM-VI: 8.96 ; SEM-VII: 9.09 ; CGPI: 9.18
 CREDITS: SEM-I: 18 ; SEM-II: 20 ; SEM-III: 23 ; SEM-IV: 24 ; SEM-V: 23 ; SEM-VI: 23 ; SEM-VII: 22
 MARKS: SEM-I:510/675; SEM-II:562/725; SEM-III:640/775; SEM-IV:651/775; SEM-V:636/775; SEM-VI:606/775; SEM-VII:561/725; TOTAL: 4734/5925 (79.90%)

/- FEMALE, #- 0.229, @- 0.5042/0.5043, *- 0.5045, \$- Carried Forward Grade, ~- Dyslexia, A/ABS- Absent, F- Fails, P- Passes

RR- Reserved, RLE- Reserve for Lower Examination, RPV- Provisional, RCC- 0.5050, ADC- Admission Cancelled

G:Grade, GP:Grade Point, C:Credits, ãC:Sum of Credit Points, ãCG:Sum of Product of Credits & Grades

SGPI:Semester Grade Performance Index = ãCG/ãC, CGPI:Cumulative Grade Performance Index

% Marks : 80 and Above 75-79.99 70-74.99 60-69.99 50-59.99 45-49.99 40-44.99 Less Than 40

Grade / Gr. Pt. : O / 10 A / 9 B / 8 C / 7 D / 6 E / 5 P / 4 F / 0

Dr. G. T. Thanpi
 PRINCIPAL
 Thadomal Shahani Engineering College
 Bandra (W), Mumbai - 400 050.



SEAT_NO	NAME	<Course-I>	<Course-II>	<Course-III>	<Course-IV>	<Course-V>	<Course-VI>	<Course-VII>	<Course-VIII>	RESULT REMARK	TOTAL MARKS
Th(80/32)	Th(80/32)	Th(80/32)	Th(80/32)	Tw(25/10)	Tw(25/10)	Tw(25/10)	Tw(25/10)	Tw(100/40)		OUT OF 700	
In(20/08)	In(20/08)	In(20/08)	In(20/08)	Or(25/10)	Or(25/10)	Or/Pr(25/10)	Or/Pr(50/20)				
Total	Total	Total	Total	Total	Total	Total	Total	Total			
C G GP C*G	C G GP C*G	C G GP C*G	C G GP C*G	C G GP C*G	C G GP C*G	C G GP C*G	C G GP C*G	C G GP C*G	ãC	ãCG	SGPI
01. CSC801	DISTRIBUTED COMPUTING					04. CSDC8013	APPLIED DATA SCIENCE		07. CSDC8023	SOCIAL MEDIA ANALYTICS	
08. ILO8021	PROJECT MANAGEMENT					17. CSL801	DISTRIBUTED COMPUTING LAB		20. CSDL8013	APPLIED DATA SCIENCE LAB	
23. CSDL8023	SOCIAL MEDIA ANALYTICS LAB					24. CSP801	MAJOR PROJECT II				

6029757 WADHWANI DHIRAJ RAMESHLAL KIRAN

50	63	64	47	19	21	19	82			
12	10	13	15	22	20	18	40	P		515
62	73	77	62	41	41	37	122			
3 C 7 21	3 B 8 24	3 A 9 27	3 C 7 21	1 O 10 10	1 O 10 10	1 B 8 8	6 O 10 60	21	181	8.62

(DIPLOMA STUDENT)

SGPI: SEM-III: 9.74 ; SEM-IV: 9.88 ; SEM-V: 9.61 ; SEM-VI: 8.91 ; SEM-VII: 7.18 ; CGPI: 9.02
 CREDITS: SEM-III: 23 ; SEM-IV: 24 ; SEM-V: 23 ; SEM-VI: 23 ; SEM-VII: 22
 MARKS: SEM-III:629/775; SEM-IV:666/775; SEM-V:644/775; SEM-VI:598/775; SEM-VII:460/725; TOTAL: 3512/4525 (77.61%)

6029758 /WADHWANI KHUSHI GIRDHARI KAVITA

38	32	41	32	22	20	19	89			
9	9	8	16	17	20	18	47	P	RPV	437
47	41	49	48	39	40	37	136			
3 E 5 15	3 P 4 12	3 E 5 15	3 E 5 15	1 A 9 9	1 O 10 10	1 B 8 8	6 O 10 60	21	144	6.86

SGPI: SEM-I: 6.31 ; SEM-II: 7.23 ; SEM-III: 9.52 ; SEM-IV: 9.67 ; SEM-V: 9.43 ; SEM-VI: 7.26 ; SEM-VII: -- ; CGPI: 0.00
 CREDITS: SEM-I: 18 ; SEM-II: 20 ; SEM-III: 23 ; SEM-IV: 24 ; SEM-V: 23 ; SEM-VI: 23 ; SEM-VII: --
 MARKS: SEM-I:396/675; SEM-II:476/725; SEM-III:660/775; SEM-IV:652/775; SEM-V:632/775; SEM-VI:495/775; SEM-VII:-- ; TOTAL: --

6029759 WADHWANI KUNAL GIRDHARI WADHWANI KAVITA WADHWANI

55	39	56	60	19	20	18	94			
11	13	15	14	19	19	19	47	P	RPV	518
66	52	71	74	38	39	37	141			
3 C 7 21	3 D 6 18	3 B 8 24	3 B 8 24	1 A 9 9	1 A 9 9	1 B 8 8	6 O 10 60	21	173	8.24

SGPI: SEM-I: 7.92 ; SEM-II: 8.80 ; SEM-III: 9.09 ; SEM-IV: 9.92 ; SEM-V: 9.48 ; SEM-VI: 8.13 ; SEM-VII: 7.68 ; CGPI: 8.69
 CREDITS: SEM-I: 18 ; SEM-II: 20 ; SEM-III: 23 ; SEM-IV: 24 ; SEM-V: 23 ; SEM-VI: 23 ; SEM-VII: 22
 MARKS: SEM-I:484/675; SEM-II:559/725; SEM-III:615/775; SEM-IV:652/775; SEM-V:639/775; SEM-VI:554/775; SEM-VII:494/725; TOTAL: 4515/5925 (76.20%)

/- FEMALE, #- 0.229, @- 0.5042/0.5043, *- 0.5045, \$- Carried Forward Grade, ~- Dyslexia, A/ABS- Absent, F- Fails, P- Passes

RR- Reserved, RLE- Reserve for Lower Examination, RPV- Provisional, RCC- 0.5050, ADC- Admission Cancelled

G:Grade, GP:Grade Point, C:Credits, ãC:Sum of Credit Points, ãCG:Sum of Product of Credits & Grades

SGPI:Semester Grade Performance Index = ãCG/ãC, CGPI:Cumulative Grade Performance Index

% Marks : 80 and Above 75-79.99 70-74.99 60-69.99 50-59.99 45-49.99 40-44.99 Less Than 40

Grade / Gr. Pt. : O / 10 A / 9 B / 8 C / 7 D / 6 E / 5 P / 4 F / 0

Dr. G. T. Thanpi
 PRINCIPAL
 Thadomal Shahani Engineering College
 Bandra (W), Mumbai - 400 050.



SEAT_NO	NAME	<Course-I>	<Course-II>	<Course-III>	<Course-IV>	<Course-V>	<Course-VI>	<Course-VII>	<Course-VIII>	RESULT REMARK	TOTAL MARKS
Th(80/32)	Th(80/32)	Th(80/32)	Th(80/32)	Tw(25/10)	Tw(25/10)	Tw(25/10)	Tw(100/40)			OUT OF 700	
In(20/08)	In(20/08)	In(20/08)	In(20/08)	Or(25/10)	Or(25/10)	Or/Pr(25/10)	Or/Pr(50/20)				
Total	Total	Total	Total	Total	Total	Total	Total				
C G GP C*G	C G GP C*G	C G GP C*G	C G GP C*G	C G GP C*G	C G GP C*G	C G GP C*G	C G GP C*G	C G GP C*G	C G GP C*G	ãC ãCG SGPI	
01. CSC801	DISTRIBUTED COMPUTING					04. CSDC8013	APPLIED DATA SCIENCE		07. CSDC8023	SOCIAL MEDIA ANALYTICS	
08. ILO8021	PROJECT MANAGEMENT					17. CSL801	DISTRIBUTED COMPUTING LAB		20. CSDL8013	APPLIED DATA SCIENCE LAB	
23. CSDL8023	SOCIAL MEDIA ANALYTICS LAB					24. CSP801	MAJOR PROJECT II				

6029760	WADHWANI NEELESH PRAKASH SYNA										
33	33	47	47	18	14	18	79				
9	8	9	12	18	19	18	39	P		421	
42	41	56	59	36	33	36	118				
3 P 4 12	3 P 4 12	3 D 6 18	3 D 6 18	1 B 8 8	1 C 7 7	1 B 8 8	6 A 9 54	21	137	6.52	
SGPI: SEM-I: 7.86 ; SEM-II: 7.53 ; SEM-III: 9.57 ; SEM-IV: 9.33 ; SEM-V: 9.09 ; SEM-VI: 7.65 ; SEM-VII: 6.55 ; CGPI: 8.06											
CREDITS: SEM-I: 18 ; SEM-II: 20 ; SEM-III: 23 ; SEM-IV: 24 ; SEM-V: 23 ; SEM-VI: 23 ; SEM-VII: 22											
MARKS: SEM-I:465/675; SEM-II:491/725; SEM-III:654/775; SEM-IV:633/775; SEM-V:622/775; SEM-VI:524/775; SEM-VII:432/725; TOTAL: 4242/5925 (71.59%)											

6029761	WADKAR OM RAJENDRA GEETA										
49	45	48	44	22	14	19	91				
13	14	13	14	23	18	18	46	P	RPV	491	
62	59	61	58	45	32	37	137				
3 C 7 21	3 D 6 18	3 C 7 21	3 D 6 18	1 O 10 10	1 C 7 7	1 B 8 8	6 O 10 60	21	163	7.76	
(DIPLOMA STUDENT) SGPI: SEM-III: 9.70 ; SEM-IV: 9.88 ; SEM-V: 9.78 ; SEM-VI: 9.22 ; SEM-VII: 7.82 ; CGPI: 9.06											
CREDITS: SEM-III: 23 ; SEM-IV: 24 ; SEM-V: 23 ; SEM-VI: 23 ; SEM-VII: 22											
MARKS: SEM-III:651/775; SEM-IV:670/775; SEM-V:659/775; SEM-VI:614/775; SEM-VII:506/725; TOTAL: 3591/4525 (79.36%)											

6029762	/YADAV SANSKRITI HARISH POONAM										
47	50	60	58	19	20	19	83				
13	16	15	11	19	21	21	43	P		515	
60	66	75	69	38	41	40	126				
3 C 7 21	3 C 7 21	3 A 9 27	3 C 7 21	1 A 9 9	1 O 10 10	1 O 10 10	6 O 10 60	21	179	8.52	
SGPI: SEM-I: 7.50 ; SEM-II: 8.63 ; SEM-III: 9.87 ; SEM-IV: 9.83 ; SEM-V: 9.22 ; SEM-VI: 9.09 ; SEM-VII: 7.09 ; CGPI: 8.77											
CREDITS: SEM-I: 18 ; SEM-II: 20 ; SEM-III: 23 ; SEM-IV: 24 ; SEM-V: 23 ; SEM-VI: 23 ; SEM-VII: 22											
MARKS: SEM-I:467/675; SEM-II:555/725; SEM-III:677/775; SEM-IV:676/775; SEM-V:622/775; SEM-VI:611/775; SEM-VII:458/725; TOTAL: 4581/5925 (77.32%)											

/- FEMALE, #- 0.229, @- 0.5042/0.5043, *- 0.5045, \$- Carried Forward Grade, ~- Dyslexia, A/ABS- Absent, F- Fails, P- Passes											
RR- Reserved, RLE- Reserve for Lower Examination, RPV- Provisional, RCC- 0.5050, ADC- Admission Cancelled											
G:Grade, GP:Grade Point, C:Credits, ãC:Sum of Credit Points, ãCG:Sum of Product of Credits & Grades											
SGPI:Semester Grade Performance Index = ãCG/ãC, CGPI:Cumulative Grade Performance Index											
% Marks : 80 and Above 75-79.99 70-74.99 60-69.99 50-59.99 45-49.99 40-44.99 Less Than 40											
Grade / Gr. Pt. : O / 10 A / 9 B / 8 C / 7 D / 6 E / 5 P / 4 F / 0											

Dr. G. T. Thanpi
PRINCIPAL
Thadomal Shahani Engineering College
Bandra (W), Mumbai - 400 050.



SEAT_NO	NAME	<Course-I>	<Course-II>	<Course-III>	<Course-IV>	<Course-V>	<Course-VI>	<Course-VII>	<Course-VIII>	RESULT REMARK	TOTAL MARKS	
		Th(80/32)	Th(80/32)	Th(80/32)	Th(80/32)	Tw(25/10)	Tw(25/10)	Tw(25/10)	Tw(100/40)		OUT OF 700	
		In(20/08)	In(20/08)	In(20/08)	In(20/08)	Or(25/10)	Or(25/10)	Or/Pr(25/10)	Or/Pr(50/20)			
		Total	Total	Total	Total	Total	Total	Total	Total			
		C G GP C*G	C G GP C*G	C G GP C*G	C G GP C*G	C G GP C*G	C G GP C*G	C G GP C*G	C G GP C*G	ãC ãCG SGPI		
01.	CSC801	DISTRIBUTED COMPUTING				04.	CSDC8013	APPLIED DATA SCIENCE		07.	CSDC8023	SOCIAL MEDIA ANALYTICS
08.	ILO8021	PROJECT MANAGEMENT				17.	CSL801	DISTRIBUTED COMPUTING LAB		20.	CSDL8013	APPLIED DATA SCIENCE LAB
23.	CSDL8023	SOCIAL MEDIA ANALYTICS LAB				24.	CSP801	MAJOR PROJECT II				

6029763	SINGH SAURABH SHESHKUMAR SANGEETA											
		46	53	53	49	19	14	16	84			
		9	10	10	12	16	17	19	47	P	474	
		55	63	63	61	35	31	35	131			
		3 D 6 18	3 C 7 21	3 C 7 21	3 C 7 21	1 B 8 8	1 C 7 7	1 B 8 8	6 O 10 60	21 164	7.81	
		SGPI: SEM-I: 7.86 ; SEM-II: 8.10 ; SEM-III: 9.52 ; SEM-IV: 9.63 ; SEM-V: 9.04 ; SEM-VI: 7.30 ; SEM-VII: 6.36 ; CGPI: 8.24										
		CREDITS: SEM-I: 18 ; SEM-II: 20 ; SEM-III: 23 ; SEM-IV: 24 ; SEM-V: 23 ; SEM-VI: 23 ; SEM-VII: 22										
		MARKS: SEM-I:475/675; SEM-II:512/725; SEM-III:650/775; SEM-IV:637/775; SEM-V:617/775; SEM-VI:499/775; SEM-VII:424/725; TOTAL: 4288/5925 (72.37%)										

6029764	RAINA NITIN RAJESH SUSHMA											
		45	33	49	36	19	18	20	74			
		12	11	10	15	17	19	21	42	P	441	
		57	44	59	51	36	37	41	116			
		3 D 6 18	3 P 4 12	3 D 6 18	3 D 6 18	1 B 8 8	1 B 8 8	1 O 10 10	6 A 9 54	21 146	6.95	
		SGPI: SEM-I: 7.19 ; SEM-II: 8.18 ; SEM-III: 9.61 ; SEM-IV: 9.63 ; SEM-V: 9.39 ; SEM-VI: 7.48 ; SEM-VII: 6.68 ; CGPI: 8.20										
		CREDITS: SEM-I: 18 ; SEM-II: 20 ; SEM-III: 23 ; SEM-IV: 24 ; SEM-V: 23 ; SEM-VI: 23 ; SEM-VII: 22										
		MARKS: SEM-I:440/675; SEM-II:534/725; SEM-III:657/775; SEM-IV:642/775; SEM-V:626/775; SEM-VI:512/775; SEM-VII:437/725; TOTAL: 4289/5925 (72.39%)										

01.	CSC801	DISTRIBUTED COMPUTING				04.	CSDC8013	APPLIED DATA SCIENCE		07.	CSDC8023	SOCIAL MEDIA ANALYTICS
09.	ILO8022	FINANCE MANAGEMENT				17.	CSL801	DISTRIBUTED COMPUTING LAB		20.	CSDL8013	APPLIED DATA SCIENCE LAB
23.	CSDL8023	SOCIAL MEDIA ANALYTICS LAB				24.	CSP801	MAJOR PROJECT II				

6029765	MEHTA HARSH JANAK HEENA											
		33	51	43	59	13	15	18	89			
		12	11	10	17	19	19	18	42	P	469	
		45	62	53	76	32	34	36	131			
		3 E 5 15	3 C 7 21	3 D 6 18	3 A 9 27	1 C 7 7	1 C 7 7	1 B 8 8	6 O 10 60	21 163	7.76	
		SGPI: SEM-I: 9.17 ; SEM-II: 9.65 ; SEM-III: 9.26 ; SEM-IV: 9.42 ; SEM-V: 9.74 ; SEM-VI: 9.26 ; SEM-VII: 7.27 ; CGPI: 8.95										
		CREDITS: SEM-I: 18 ; SEM-II: 20 ; SEM-III: 23 ; SEM-IV: 24 ; SEM-V: 23 ; SEM-VI: 23 ; SEM-VII: 22										
		MARKS: SEM-I:556/675; SEM-II:620/725; SEM-III:643/775; SEM-IV:660/775; SEM-V:654/775; SEM-VI:603/775; SEM-VII:466/725; TOTAL: 4671/5925 (78.84%)										

/- FEMALE, #- 0.229, @- 0.5042/0.5043, *- 0.5045, \$- Carried Forward Grade, -- Dyslexia, A/ABS- Absent, F- Fails, P- Passes												
RR- Reserved, RLE- Reserve for Lower Examination, RPV- Provisional, RCC- 0.5050, ADC- Admission Cancelled												
G:Grade, GP:Grade Point, C:Credits, ãC:Sum of Credit Points, ãCG:Sum of Product of Credits & Grades												
SGPI:Semester Grade Performance Index = ãCG/ãC, CGPI:Cumulative Grade Performance Index												
% Marks : 80 and Above 75-79.99 70-74.99 60-69.99 50-59.99 45-49.99 40-44.99 Less Than 40												
Grade / Gr. Pt. : O / 10 A / 9 B / 8 C / 7 D / 6 E / 5 P / 4 F / 0												

Dr. G. T. Thanpi
PRINCIPAL
Thadomal Shahani Engineering College
Bandra (W), Mumbai - 400 050.



SEAT_NO	NAME	<Course-I>	<Course-II>	<Course-III>	<Course-IV>	<Course-V >	<Course-VI>	<Course-VII>	<Course-VIII>	RESULT REMARK	TOTAL MARKS	
		Th(80/32)	Th(80/32)	Th(80/32)	Th(80/32)	Tw(25/10)	Tw(25/10)	Tw(25/10)	Tw(100/40)		OUT OF 700	
		In(20/08)	In(20/08)	In(20/08)	In(20/08)	Or(25/10)	Or(25/10)	Or/Pr(25/10)	Or/Pr(50/20)			
		Total	Total	Total	Total	Total	Total	Total	Total			
		C G GP C*G	C G GP C*G	C G GP C*G	C G GP C*G	C G GP C*G	C G GP C*G	C G GP C*G	C G GP C*G	ãC ãCG SGPI		
01.	CSC801		DISTRIBUTED COMPUTING			02.	CSDC8011	DEEP LEARNING		07.	CSDC8023	SOCIAL MEDIA ANALYTICS
09.	ILO8022		FINANCE MANAGEMENT			17.	CSL801	DISTRIBUTED COMPUTING LAB		18.	CSDL8011	DEEP LEARNING LAB
23.	CSDL8023		SOCIAL MEDIA ANALYTICS LAB			24.	CSP801	MAJOR PROJECT II				

6029766 ADIVAREKAR SAHIL AJAY SNEHAL

46	64	63	52	22	23	22	94				
13	18	12	18	19	21	21	46	P		554	
59	82	75	70	41	44	43	140				
3 D 6 18	3 O 10 30	3 A 9 27	3 B 8 24	1 O 10 10	1 O 10 10	1 O 10 10	6 O 10 60	21	189	9.00	

SGPI: SEM-I: 9.06 ; SEM-II:10.00 ; SEM-III: 9.48 ; SEM-IV: 9.00 ; SEM-V: 9.30 ; SEM-VI: 9.35 ; SEM-VII: 7.82 ; CGPI: 9.12
 CREDITS: SEM-I: 18 ; SEM-II: 20 ; SEM-III: 23 ; SEM-IV: 24 ; SEM-V: 23 ; SEM-VI: 23 ; SEM-VII: 22
 MARKS: SEM-I:555/675; SEM-II:634/725; SEM-III:633/775; SEM-IV:605/775; SEM-V:620/775; SEM-VI:630/775; SEM-VII:513/725; TOTAL: 4744/5925 (80.07%)

6029767 DURGIANI RITESH VINOD BHAVISHA

56	68	70	53	22	23	20	92				
17	20	16	20	22	22	20	46	P		587	
73	88	86	73	44	45	40	138				
3 B 8 24	3 O 10 30	3 O 10 30	3 B 8 24	1 O 10 10	1 O 10 10	1 O 10 10	6 O 10 60	21	198	9.43	

(DIPLOMA STUDENT) SGPI: SEM-III: 9.87 ; SEM-IV:10.00 ; SEM-V:10.00 ; SEM-VI: 9.87 ; SEM-VII: 8.77 ; CGPI: 9.67
 CREDITS: SEM-III: 23 ; SEM-IV: 24 ; SEM-V: 23 ; SEM-VI: 23 ; SEM-VII: 22
 MARKS: SEM-III:682/775; SEM-IV:701/775; SEM-V:676/775; SEM-VI:659/775; SEM-VII:556/725; TOTAL: 3861/4525 (85.33%)

6029768 JHUNJHUNWALA NIMIT SANDEEP RITU

39	60	59	56	21	22	21	90				
15	18	15	20	19	19	20	45	P		539	
54	78	74	76	40	41	41	135				
3 D 6 18	3 A 9 27	3 B 8 24	3 A 9 27	1 O 10 10	1 O 10 10	1 O 10 10	6 O 10 60	21	186	8.86	

SGPI: SEM-I: 9.06 ; SEM-II: 9.40 ; SEM-III:10.00 ; SEM-IV:10.00 ; SEM-V: 9.87 ; SEM-VI: 9.22 ; SEM-VII: 8.32 ; CGPI: 9.36
 CREDITS: SEM-I: 18 ; SEM-II: 20 ; SEM-III: 23 ; SEM-IV: 24 ; SEM-V: 23 ; SEM-VI: 23 ; SEM-VII: 22
 MARKS: SEM-I:542/675; SEM-II:612/725; SEM-III:692/775; SEM-IV:672/775; SEM-V:645/775; SEM-VI:628/775; SEM-VII:535/725; TOTAL: 4865/5925 (82.11%)

/- FEMALE, #- 0.229, @- 0.5042/0.5043, *- 0.5045, \$- Carried Forward Grade, ~- Dyslexia, A/ABS- Absent, F- Fails, P- Passes

RR- Reserved, RLE- Reserve for Lower Examination, RPV- Provisional, RCC- 0.5050, ADC- Admission Cancelled

G:Grade, GP:Grade Point, C:Credits, ãC:Sum of Credit Points, ãCG:Sum of Product of Credits & Grades

SGPI:Semester Grade Performance Index = ãCG/ãC, CGPI:Cumulative Grade Performance Index

% Marks : 80 and Above 75-79.99 70-74.99 60-69.99 50-59.99 45-49.99 40-44.99 Less Than 40

Grade / Gr. Pt. : O / 10 A / 9 B / 8 C / 7 D / 6 E / 5 P / 4 F / 0

Dr. G. T. Thanpi
 PRINCIPAL
 Thadomal Shahani Engineering College
 Bandra (W), Mumbai - 400 050.



SEAT_NO	NAME	<Course-I>	<Course-II>	<Course-III>	<Course-IV>	<Course-V >	<Course-VI>	<Course-VII>	<Course-VIII>	RESULT REMARK	TOTAL MARKS OUT OF 700	
		Th(80/32)	Th(80/32)	Th(80/32)	Th(80/32)	Tw(25/10)	Tw(25/10)	Tw(25/10)	Tw(100/40)			
		In(20/08)	In(20/08)	In(20/08)	In(20/08)	Or(25/10)	Or(25/10)	Or/Pr(25/10)	Or/Pr(50/20)			
		Total	Total	Total	Total	Total	Total	Total	Total			
		C G GP C*G	C G GP C*G	C G GP C*G	C G GP C*G	C G GP C*G	C G GP C*G	C G GP C*G	C G GP C*G	ãC ãCG SGPI		
01.	CSC801	DISTRIBUTED COMPUTING				02.	CSDC8011	DEEP LEARNING		07.	CSDC8023	SOCIAL MEDIA ANALYTICS
09.	ILO8022	FINANCE MANAGEMENT				17.	CSL801	DISTRIBUTED COMPUTING LAB		18.	CSDL8011	DEEP LEARNING LAB
23.	CSDL8023	SOCIAL MEDIA ANALYTICS LAB				24.	CSP801	MAJOR PROJECT II				

6029769	KADAM SHREY AJAY PRISCILLA											
		41	58	55	32	19	22	20	91			
		8	18	12	15	19	21	21	46	P	498	
		49	76	67	47	38	43	41	137			
		3 E 5 15 3 A 9 27 3 C 7 21			3 E 5 15 1 A 9 9 1 O 10 10 1 O 10 10 6 O 10 60					21 167 7.95		
		SGPI: SEM-I: 7.86 ; SEM-II: 9.15 ; SEM-III: 9.22 ; SEM-IV: 9.38 ; SEM-V: 9.87 ; SEM-VI: 8.30 ; SEM-VII: 6.59 ; CGPI: 8.57										
		CREDITS: SEM-I: 18 ; SEM-II: 20 ; SEM-III: 23 ; SEM-IV: 24 ; SEM-V: 23 ; SEM-VI: 23 ; SEM-VII: 22										
		MARKS: SEM-I:479/675; SEM-II:578/725; SEM-III:630/775; SEM-IV:629/775; SEM-V:645/775; SEM-VI:577/775; SEM-VII:443/725; TOTAL: 4479/5925 (75.59%)										

6029770	KHAN MOHD HAMZA RAFIQUE SHABANA											
		50	56	62	51	22	24	22	95			
		16	20	15	20	23	22	23	48	P	569	
		66	76	77	71	45	46	45	143			
		3 C 7 21 3 A 9 27 3 A 9 27 3 B 8 24 1 O 10 10 1 O 10 10 1 O 10 10 6 O 10 60								21 189 9.00		
		SGPI: SEM-I: 9.22 ; SEM-II: 9.70 ; SEM-III: 9.48 ; SEM-IV:10.00 ; SEM-V: 9.87 ; SEM-VI:10.00 ; SEM-VII: 9.05 ; CGPI: 9.56										
		CREDITS: SEM-I: 18 ; SEM-II: 20 ; SEM-III: 23 ; SEM-IV: 24 ; SEM-V: 23 ; SEM-VI: 23 ; SEM-VII: 22										
		MARKS: SEM-I:538/675; SEM-II:636/725; SEM-III:645/775; SEM-IV:669/775; SEM-V:666/775; SEM-VI:681/775; SEM-VII:575/725; TOTAL: 4979/5925 (84.03%)										

6029771	KHATA PRAVEK KAMAL KUNTAL											
		63	66	62	58	22	23	24	92			
		17	20	16	20	21	18	20	47	P	589	
		80	86	78	78	43	41	44	139			
		3 O 10 30 3 O 10 30 3 A 9 27 3 A 9 27 1 O 10 10 1 O 10 10 1 O 10 10 6 O 10 60								21 204 9.71		
		SGPI: SEM-I: 6.33 ; SEM-II: 7.60 ; SEM-III: 9.65 ; SEM-IV:10.00 ; SEM-V: 9.91 ; SEM-VI: 9.35 ; SEM-VII: 9.32 ; CGPI: 9.08										
		CREDITS: SEM-I: 18 ; SEM-II: 20 ; SEM-III: 23 ; SEM-IV: 24 ; SEM-V: 23 ; SEM-VI: 23 ; SEM-VII: 22										
		MARKS: SEM-I:401/675; SEM-II:500/725; SEM-III:665/775; SEM-IV:674/775; SEM-V:659/775; SEM-VI:637/775; SEM-VII:581/725; TOTAL: 4706/5925 (79.43%)										

/- FEMALE, #- 0.229, @- 0.5042/0.5043, *- 0.5045, \$- Carried Forward Grade, ~- Dyslexia, A/ABS- Absent, F- Fails, P- Passes												
RR- Reserved, RLE- Reserve for Lower Examination, RPV- Provisional, RCC- 0.5050, ADC- Admission Cancelled												
G:Grade, GP:Grade Point, C:Credits, ãC:Sum of Credit Points, ãCG:Sum of Product of Credits & Grades												
SGPI:Semester Grade Performance Index = ãCG/ãC, CGPI:Cumulative Grade Performance Index												
% Marks : 80 and Above 75-79.99 70-74.99 60-69.99 50-59.99 45-49.99 40-44.99 Less Than 40												
Grade / Gr. Pt. : O / 10 A / 9 B / 8 C / 7 D / 6 E / 5 P / 4 F / 0												

Dr. G. T. Thanpi
PRINCIPAL
Thadomal Shahani Engineering College
Bandra (W), Mumbai - 400 050.



SEAT_NO	NAME	<Course-I>	<Course-II>	<Course-III>	<Course-IV>	<Course-V>	<Course-VI>	<Course-VII>	<Course-VIII>	RESULT REMARK	TOTAL MARKS	
		Th(80/32)	Th(80/32)	Th(80/32)	Th(80/32)	Tw(25/10)	Tw(25/10)	Tw(25/10)	Tw(100/40)		OUT OF 700	
		In(20/08)	In(20/08)	In(20/08)	In(20/08)	Or(25/10)	Or(25/10)	Or/Pr(25/10)	Or/Pr(50/20)			
		Total	Total	Total	Total	Total	Total	Total	Total			
		C G GP C*G	C G GP C*G	C G GP C*G	C G GP C*G	C G GP C*G	C G GP C*G	C G GP C*G	C G GP C*G	ãC ãCG SGPI		
01.	CSC801	DISTRIBUTED COMPUTING				02.	CSDC8011	DEEP LEARNING		07.	CSDC8023	SOCIAL MEDIA ANALYTICS
09.	ILO8022	FINANCE MANAGEMENT				17.	CSL801	DISTRIBUTED COMPUTING LAB		18.	CSDL8011	DEEP LEARNING LAB
23.	CSDL8023	SOCIAL MEDIA ANALYTICS LAB				24.	CSP801	MAJOR PROJECT II				

6029772	KOTADIA HRISHIT JAYANTILAL DIPTI											
		39	56	46	45	21	22	20	92			
		12	20	14	18	23	20	21	48	P	517	
		51	76	60	63	44	42	41	140			
		3 D 6 18	3 A 9 27	3 C 7 21	3 C 7 21	1 O 10 10	1 O 10 10	1 O 10 10	6 O 10 60	21 177 8.43		
		SGPI: SEM-I: 7.44 ; SEM-II: 8.28 ; SEM-III: 9.87 ; SEM-IV: 9.92 ; SEM-V: 9.04 ; SEM-VI: 7.74 ; SEM-VII: 6.55 ; CGPI: 8.46										
		CREDITS: SEM-I: 18 ; SEM-II: 20 ; SEM-III: 23 ; SEM-IV: 24 ; SEM-V: 23 ; SEM-VI: 23 ; SEM-VII: 22										
		MARKS: SEM-I:453/675; SEM-II:526/725; SEM-III:687/775; SEM-IV:664/775; SEM-V:614/775; SEM-VI:541/775; SEM-VII:440/725; TOTAL: 4442/5925 (74.97%)										

01.	CSC801	DISTRIBUTED COMPUTING				04.	CSDC8013	APPLIED DATA SCIENCE		07.	CSDC8023	SOCIAL MEDIA ANALYTICS
08.	ILO8021	PROJECT MANAGEMENT				17.	CSL801	DISTRIBUTED COMPUTING LAB		20.	CSDL8013	APPLIED DATA SCIENCE LAB
23.	CSDL8023	SOCIAL MEDIA ANALYTICS LAB				24.	CSP801	MAJOR PROJECT II				

6029773	SACHDEV JAYESH MUKESHKUMAR BHAVNA											
		32E	34E	49E	7F	20E	15E	16E	86E			
		8E	12E	12E	11E	16E	17E	18E	47E	F	400	
		40	46	61	--	36	32	34	133			
		3 P 4 12	3 E 5 15	3 C 7 21	-- --	1 B 8 8	1 C 7 7	1 C 7 7	6 O 10 60	18 130	--	
		SGPI: SEM-I: 7.25 ; SEM-II: 8.35 ; SEM-III: 9.43 ; SEM-IV: 9.42 ; SEM-V: 9.04 ; SEM-VI: 6.87 ; SEM-VII: 6.09 ; CGPI: --										
		CREDITS: SEM-I: 18 ; SEM-II: 20 ; SEM-III: 23 ; SEM-IV: 24 ; SEM-V: 23 ; SEM-VI: 23 ; SEM-VII: 22										
		MARKS: SEM-I:448/675; SEM-II:544/725; SEM-III:623/775; SEM-IV:643/775; SEM-V:615/775; SEM-VI:482/775; SEM-VII:405/725; TOTAL: --										

6029774	/SAVE ISHA RAJENDRA AMITA											
		37	68	65	59	21	22	20	89			
		13	17	18	16	20	19	19	45	P RPV	548	
		50	85	83	75	41	41	39	134			
		3 D 6 18	3 O 10 30	3 O 10 30	3 A 9 27	1 O 10 10	1 O 10 10	1 A 9 9	6 O 10 60	21 194 9.24		
		(DIPLOMA STUDENT) SGPI: SEM-III: 9.87 ; SEM-IV:10.00 ; SEM-V: 9.87 ; SEM-VI: 9.74 ; SEM-VII: 8.91 ; CGPI: 9.62										
		CREDITS: SEM-III: 23 ; SEM-IV: 24 ; SEM-V: 23 ; SEM-VI: 23 ; SEM-VII: 22										
		MARKS: SEM-III:660/775; SEM-IV:687/775; SEM-V:669/775; SEM-VI:649/775; SEM-VII:563/725; TOTAL: 3776/4525 (83.45%)										

/- FEMALE, #- 0.229, @- 0.5042/0.5043, *- 0.5045, \$- Carried Forward Grade, -- Dyslexia, A/ABS- Absent, F- Fails, P- Passes												
RR- Reserved, RLE- Reserve for Lower Examination, RPV- Provisional, RCC- 0.5050, ADC- Admission Cancelled												
G:Grade, GP:Grade Point, C:Credits, ãC:Sum of Credit Points, ãCG:Sum of Product of Credits & Grades												
SGPI:Semester Grade Performance Index = ãCG/ãC, CGPI:Cumulative Grade Performance Index												
% Marks : 80 and Above 75-79.99 70-74.99 60-69.99 50-59.99 45-49.99 40-44.99 Less Than 40												
Grade / Gr. Pt. : O / 10 A / 9 B / 8 C / 7 D / 6 E / 5 P / 4 F / 0												

Dr. G. T. Thanpi
PRINCIPAL
Thadomal Shahani Engineering College
Bandra (W), Mumbai - 400 050.



Dr. G. T. Thanpi
PRINCIPAL
Thadomal Shahani Engineering College
Bandra (W), Mumbai - 400 050.



SEAT_NO	NAME	<Course-I>	<Course-II>	<Course-III>	<Course-IV>	<Course-V >	<Course-VI>	<Course-VII>	<Course-VIII>	RESULT REMARK	TOTAL MARKS	
		Th(80/32)	Th(80/32)	Th(80/32)	Th(80/32)	Tw(25/10)	Tw(25/10)	Tw(25/10)	Tw(100/40)		OUT OF 700	
		In(20/08)	In(20/08)	In(20/08)	In(20/08)	Or(25/10)	Or(25/10)	Or/Pr(25/10)	Or/Pr(50/20)			
		Total	Total	Total	Total	Total	Total	Total	Total			
		C G GP C*G	C G GP C*G	C G GP C*G	C G GP C*G	C G GP C*G	C G GP C*G	C G GP C*G	C G GP C*G	ãC ãCG SGPI		
01.	CSC801	DISTRIBUTED COMPUTING				04.	CSDC8013	APPLIED DATA SCIENCE		07.	CSDC8023	SOCIAL MEDIA ANALYTICS
09.	ILO8022	FINANCE MANAGEMENT				17.	CSL801	DISTRIBUTED COMPUTING LAB		20.	CSDL8013	APPLIED DATA SCIENCE LAB
23.	CSDL8023	SOCIAL MEDIA ANALYTICS LAB				24.	CSP801	MAJOR PROJECT II				

6029775	SHAH AKSHAT NITIN KAVITA											
		47	50	72	56	22	15	16	85			
		12	12	12	19	16	17	21	47	P	519	
		59	62	84	75	38	32	37	132			
		3 D 6 18	3 C 7 21	3 O 10 30	3 A 9 27	1 A 9 9	1 C 7 7	1 B 8 8	6 O 10 60	21 180	8.57	
		SGPI: SEM-I: 7.08 ; SEM-II: 8.28 ; SEM-III: 9.70 ; SEM-IV:10.00 ; SEM-V: 9.78 ; SEM-VI: 8.39 ; SEM-VII: 8.05 ; CGPI: 8.80										
		CREDITS: SEM-I: 18 ; SEM-II: 20 ; SEM-III: 23 ; SEM-IV: 24 ; SEM-V: 23 ; SEM-VI: 23 ; SEM-VII: 22										
		MARKS: SEM-I:445/675; SEM-II:530/725; SEM-III:669/775; SEM-IV:679/775; SEM-V:662/775; SEM-VI:575/775; SEM-VII:519/725; TOTAL: 4598/5925 (77.60%)										

01.	CSC801	DISTRIBUTED COMPUTING				04.	CSDC8013	APPLIED DATA SCIENCE		07.	CSDC8023	SOCIAL MEDIA ANALYTICS
08.	ILO8021	PROJECT MANAGEMENT				17.	CSL801	DISTRIBUTED COMPUTING LAB		20.	CSDL8013	APPLIED DATA SCIENCE LAB
23.	CSDL8023	SOCIAL MEDIA ANALYTICS LAB				24.	CSP801	MAJOR PROJECT II				

6029776	SHAH POOJAN DIPESH MEGHNA											
		58	48	62	50	18	16	17	91			
		14	12	14	13	19	20	19	47	P	518	
		72	60	76	63	37	36	36	138			
		3 B 8 24	3 C 7 21	3 A 9 27	3 C 7 21	1 B 8 8	1 B 8 8	1 B 8 8	6 O 10 60	21 177	8.43	
		SGPI: SEM-I: 8.11 ; SEM-II: 7.90 ; SEM-III: 9.87 ; SEM-IV: 9.83 ; SEM-V: 9.83 ; SEM-VI: 8.83 ; SEM-VII: 7.86 ; CGPI: 8.89										
		CREDITS: SEM-I: 18 ; SEM-II: 20 ; SEM-III: 23 ; SEM-IV: 24 ; SEM-V: 23 ; SEM-VI: 23 ; SEM-VII: 22										
		MARKS: SEM-I:473/675; SEM-II:514/725; SEM-III:676/775; SEM-IV:674/775; SEM-V:653/775; SEM-VI:601/775; SEM-VII:501/725; TOTAL: 4610/5925 (77.81%)										

01.	CSC801	DISTRIBUTED COMPUTING				02.	CSDC8011	DEEP LEARNING		07.	CSDC8023	SOCIAL MEDIA ANALYTICS
09.	ILO8022	FINANCE MANAGEMENT				17.	CSL801	DISTRIBUTED COMPUTING LAB		18.	CSDL8011	DEEP LEARNING LAB
23.	CSDL8023	SOCIAL MEDIA ANALYTICS LAB				24.	CSP801	MAJOR PROJECT II				

6029777	/SHAHANI KAREENA AJAY RITA											
		62	61	44	59	22	23	20	90			
		15	18	15	19	19	19	19	44	P	549	
		77	79	59	78	41	42	39	134			
		3 A 9 27	3 A 9 27	3 D 6 18	3 A 9 27	1 O 10 10	1 O 10 10	1 A 9 9	6 O 10 60	21 188	8.95	
		(DIPLOMA STUDENT) SGPI: SEM-III: 8.96 ; SEM-IV: 9.21 ; SEM-V: 9.83 ; SEM-VI: 8.87 ; SEM-VII: 7.68 ; CGPI: 8.93										
		CREDITS: SEM-III: 23 ; SEM-IV: 24 ; SEM-V: 23 ; SEM-VI: 23 ; SEM-VII: 22										
		MARKS: SEM-III:599/775; SEM-IV:618/775; SEM-V:652/775; SEM-VI:591/775; SEM-VII:497/725; TOTAL: 3506/4525 (77.48%)										

/- FEMALE, #- 0.229, @- 0.5042/0.5043, *- 0.5045, \$- Carried Forward Grade, -- Dyslexia, A/ABS- Absent, F- Fails, P- Passes												
RR- Reserved, RLE- Reserve for Lower Examination, RPV- Provisional, RCC- 0.5050, ADC- Admission Cancelled												
G:Grade, GP:Grade Point, C:Credits, ãC:Sum of Credit Points, ãCG:Sum of Product of Credits & Grades												
SGPI:Semester Grade Performance Index = ãCG/ãC, CGPI:Cumulative Grade Performance Index												
% Marks : 80 and Above 75-79.99 70-74.99 60-69.99 50-59.99 45-49.99 40-44.99 Less Than 40												
Grade / Gr. Pt. : O / 10 A / 9 B / 8 C / 7 D / 6 E / 5 P / 4 F / 0												

Dr. G. T. Thanpi
PRINCIPAL
Thadomal Shahani Engineering College
Bandra (W), Mumbai - 400 050.



SEAT_NO	NAME	<Course-I>	<Course-II>	<Course-III>	<Course-IV>	<Course-V>	<Course-VI>	<Course-VII>	<Course-VIII>	RESULT REMARK	TOTAL MARKS	
		Th(80/32)	Th(80/32)	Th(80/32)	Th(80/32)	Tw(25/10)	Tw(25/10)	Tw(25/10)	Tw(100/40)		OUT OF 700	
		In(20/08)	In(20/08)	In(20/08)	In(20/08)	Or(25/10)	Or(25/10)	Or/Pr(25/10)	Or/Pr(50/20)			
		Total	Total	Total	Total	Total	Total	Total	Total			
		C G GP C*G	C G GP C*G	C G GP C*G	C G GP C*G	C G GP C*G	C G GP C*G	C G GP C*G	C G GP C*G	ãC ãCG SGPI		
01.	CSC801	DISTRIBUTED COMPUTING				02.	CSDC8011	DEEP LEARNING		07.	CSDC8023	SOCIAL MEDIA ANALYTICS
09.	ILO8022	FINANCE MANAGEMENT				17.	CSL801	DISTRIBUTED COMPUTING LAB		18.	CSDL8011	DEEP LEARNING LAB
23.	CSDL8023	SOCIAL MEDIA ANALYTICS LAB				24.	CSP801	MAJOR PROJECT II				

6029778	SONEJI KARTIK MAHESH KOMAL											
	61	62	60	62	22	24	23	97				
	15	17	17	20	23	22	23	48	P		596	
	76	79	77	82	45	46	46	145				
	3 A 9 27	3 A 9 27	3 A 9 27	3 O 10 30	1 O 10 10	1 O 10 10	1 O 10 10	6 O 10 60	21 201	9.57		
	SGPI: SEM-I: 8.83 ; SEM-II: 9.13 ; SEM-III: 9.61 ; SEM-IV:10.00 ; SEM-V: 9.52 ; SEM-VI:10.00 ; SEM-VII: 9.05 ; CGPI: 9.49											
	CREDITS: SEM-I: 18 ; SEM-II: 20 ; SEM-III: 23 ; SEM-IV: 24 ; SEM-V: 23 ; SEM-VI: 23 ; SEM-VII: 22											
	MARKS: SEM-I:536/675; SEM-II:582/725; SEM-III:670/775; SEM-IV:674/775; SEM-V:633/775; SEM-VI:671/775; SEM-VII:582/725; TOTAL: 4944/5925 (83.44%)											

01.	CSC801	DISTRIBUTED COMPUTING				02.	CSDC8011	DEEP LEARNING		07.	CSDC8023	SOCIAL MEDIA ANALYTICS
08.	ILO8021	PROJECT MANAGEMENT				17.	CSL801	DISTRIBUTED COMPUTING LAB		18.	CSDL8011	DEEP LEARNING LAB
23.	CSDL8023	SOCIAL MEDIA ANALYTICS LAB				24.	CSP801	MAJOR PROJECT II				

6029779	/VARTAK YUGA SANDESH SANDHYA											
	51	60	55	43	21	22	21	86				
	13	16	17	14	19	18	19	43	P	RPV	518	
	64	76	72	57	40	40	40	129				
	3 C 7 21	3 A 9 27	3 B 8 24	3 D 6 18	1 O 10 10	1 O 10 10	1 O 10 10	6 O 10 60	21 180	8.57		
	(DIPLOMA STUDENT)											
	SGPI: SEM-III: 9.35 ; SEM-IV: 9.88 ; SEM-V: 9.91 ; SEM-VI: 8.17 ; SEM-VII: 7.73 ; CGPI: 8.96											
	CREDITS: SEM-III: 23 ; SEM-IV: 24 ; SEM-V: 23 ; SEM-VI: 23 ; SEM-VII: 22											
	MARKS: SEM-III:620/775; SEM-IV:657/775; SEM-V:662/775; SEM-VI:553/775; SEM-VII:502/725; TOTAL: 3512/4525 (77.61%)											

6029780	/VASNANI TINNA SURESH LAVINA											
	50	32	54	39	20	21	20	84				
	13	15	14	17	19	19	20	43	P		480	
	63	47	68	56	39	40	40	127				
	3 C 7 21	3 E 5 15	3 C 7 21	3 D 6 18	1 A 9 9	1 O 10 10	1 O 10 10	6 O 10 60	21 164	7.81		
	SGPI: SEM-I: 6.92 ; SEM-II: 8.05 ; SEM-III: 9.78 ; SEM-IV: 9.92 ; SEM-V: 9.65 ; SEM-VI: 6.91 ; SEM-VII: 7.50 ; CGPI: 8.38											
	CREDITS: SEM-I: 18 ; SEM-II: 20 ; SEM-III: 23 ; SEM-IV: 24 ; SEM-V: 23 ; SEM-VI: 23 ; SEM-VII: 22											
	MARKS: SEM-I:429/675; SEM-II:515/725; SEM-III:673/775; SEM-IV:687/775; SEM-V:648/775; SEM-VI:480/775; SEM-VII:474/725; TOTAL: 4386/5925 (74.03%)											

/- FEMALE, #- 0.229, @- 0.5042/0.5043, *- 0.5045, \$- Carried Forward Grade, -- Dyslexia, A/ABS- Absent, F- Fails, P- Passes												
RR- Reserved, RLE- Reserve for Lower Examination, RPV- Provisional, RCC- 0.5050, ADC- Admission Cancelled												
G:Grade, GP:Grade Point, C:Credits, ãC:Sum of Credit Points, ãCG:Sum of Product of Credits & Grades												
SGPI:Semester Grade Performance Index = ãCG/ãC, CGPI:Cumulative Grade Performance Index												
% Marks : 80 and Above 75-79.99 70-74.99 60-69.99 50-59.99 45-49.99 40-44.99 Less Than 40												
Grade / Gr. Pt. : O / 10 A / 9 B / 8 C / 7 D / 6 E / 5 P / 4 F / 0												

Dr. G. T. Thanpi
PRINCIPAL
Thadomal Shahani Engineering College
Bandra (W), Mumbai - 400 050.



SEAT_NO	NAME	<Course-I>	<Course-II>	<Course-III>	<Course-IV>	<Course-V>	<Course-VI>	<Course-VII>	<Course-VIII>	RESULT REMARK	TOTAL MARKS OUT OF 700	
		Th(80/32)	Th(80/32)	Th(80/32)	Th(80/32)	Tw(25/10)	Tw(25/10)	Tw(25/10)	Tw(100/40)			
		In(20/08)	In(20/08)	In(20/08)	In(20/08)	Or(25/10)	Or(25/10)	Or/Pr(25/10)	Or/Pr(50/20)			
		Total	Total	Total	Total	Total	Total	Total	Total			
		C G GP C*G	C G GP C*G	C G GP C*G	C G GP C*G	C G GP C*G	C G GP C*G	C G GP C*G	C G GP C*G	ãC ãCG SGPI		
01.	CSC801	DISTRIBUTED COMPUTING				02.	CSDC8011	DEEP LEARNING		07.	CSDC8023	SOCIAL MEDIA ANALYTICS
08.	ILO8021	PROJECT MANAGEMENT				17.	CSL801	DISTRIBUTED COMPUTING LAB		18.	CSDL8011	DEEP LEARNING LAB
23.	CSDL8023	SOCIAL MEDIA ANALYTICS LAB				24.	CSP801	MAJOR PROJECT II				

6029781	FURTADO JADEN IGNATIUS MARTIN BLOSSOM											
		67	65	60	60	19	24	22	97			
		13	19	18	17	21	23	22	49	P	596	
		80	84	78	77	40	47	44	146			
		3 O 10	30 3 O 10	30 3 A 9 27	3 A 9 27	1 O 10 10	1 O 10 10	1 O 10 10	6 O 10 60	21 204	9.71	
		SGPI: SEM-I: 8.89 ; SEM-II: 9.70 ; SEM-III: 9.00 ; SEM-IV: 8.50 ; SEM-V: 9.61 ; SEM-VI: 9.17 ; SEM-VII: 8.23 ; CGPI: 9.09										
		CREDITS: SEM-I: 18 ; SEM-II: 20 ; SEM-III: 23 ; SEM-IV: 24 ; SEM-V: 23 ; SEM-VI: 23 ; SEM-VII: 22										
		MARKS: SEM-I:517/675; SEM-II:624/725; SEM-III:618/775; SEM-IV:593/775; SEM-V:638/775; SEM-VI:628/775; SEM-VII:536/725; TOTAL: 4750/5925 (80.17%)										

6029782	RAHEJA HARDIK DEEPAK ANITA											
		67	58	61	42	21	22	22	96			
		9	19	10	13	21	21	21	49	P	552	
		76	77	71	55	42	43	43	145			
		3 A 9 27	3 A 9 27	3 B 8 24	3 D 6 18	1 O 10 10	1 O 10 10	1 O 10 10	6 O 10 60	21 186	8.86	
		SGPI: SEM-I: 8.83 ; SEM-II: 8.18 ; SEM-III: 9.35 ; SEM-IV: 8.96 ; SEM-V: 8.78 ; SEM-VI: 8.43 ; SEM-VII: 7.91 ; CGPI: 8.67										
		CREDITS: SEM-I: 18 ; SEM-II: 20 ; SEM-III: 23 ; SEM-IV: 24 ; SEM-V: 23 ; SEM-VI: 23 ; SEM-VII: 22										
		MARKS: SEM-I:528/675; SEM-II:528/725; SEM-III:638/775; SEM-IV:613/775; SEM-V:606/775; SEM-VI:598/775; SEM-VII:506/725; TOTAL: 4569/5925 (77.11%)										

6029783	ADVANI GAURAV RATISH SIMRAN											
		44	59	56	58	13	15	18	77			
		12	9	14	12	20	19	18	40	P	484	
		56	68	70	70	33	34	36	117			
		3 D 6 18	3 C 7 21	3 B 8 24	3 B 8 24	1 C 7 7	1 C 7 7	1 B 8 8	6 A 9 54	21 163	7.76	
		SGPI: SEM-I: 7.33 ; SEM-II: 8.30 ; SEM-III: 9.39 ; SEM-IV: 8.96 ; SEM-V: 9.13 ; SEM-VI: 7.61 ; SEM-VII: 7.23 ; CGPI: 8.25										
		CREDITS: SEM-I: 18 ; SEM-II: 20 ; SEM-III: 23 ; SEM-IV: 24 ; SEM-V: 23 ; SEM-VI: 23 ; SEM-VII: 22										
		MARKS: SEM-I:453/675; SEM-II:539/725; SEM-III:621/775; SEM-IV:589/775; SEM-V:632/775; SEM-VI:535/775; SEM-VII:463/725; TOTAL: 4316/5925 (72.84%)										

/- FEMALE, #- 0.229, @- 0.5042/0.5043, *- 0.5045, \$- Carried Forward Grade, ~- Dyslexia, A/ABS- Absent, F- Fails, P- Passes												
RR- Reserved, RLE- Reserve for Lower Examination, RPV- Provisional, RCC- 0.5050, ADC- Admission Cancelled												
G:Grade, GP:Grade Point, C:Credits, ãC:Sum of Credit Points, ãCG:Sum of Product of Credits & Grades												
SGPI:Semester Grade Performance Index = ãCG/ãC, CGPI:Cumulative Grade Performance Index												
% Marks : 80 and Above 75-79.99 70-74.99 60-69.99 50-59.99 45-49.99 40-44.99 Less Than 40												
Grade / Gr. Pt. : O / 10 A / 9 B / 8 C / 7 D / 6 E / 5 P / 4 F / 0												

Dr. G. T. Thanpi
PRINCIPAL
Thadomal Shahani Engineering College
Bandra (W), Mumbai - 400 050.



Dr. G. T. Thanpi
PRINCIPAL
Thadomal Shahani Engineering College
Bandra (W), Mumbai - 400 050.



SEAT_NO	NAME	<Course-I>	<Course-II>	<Course-III>	<Course-IV>	<Course-V >	<Course-VI>	<Course-VII>	<Course-VIII>	RESULT REMARK	TOTAL MARKS
Th(80/32)	Th(80/32)	Th(80/32)	Th(80/32)	Tw(25/10)	Tw(25/10)	Tw(25/10)	Tw(100/40)			OUT OF 700	
In(20/08)	In(20/08)	In(20/08)	In(20/08)	Or(25/10)	Or(25/10)	Or/Pr(25/10)	Or/Pr(50/20)				
Total	Total	Total	Total	Total	Total	Total	Total				
C G GP C*G	C G GP C*G	C G GP C*G	C G GP C*G	C G GP C*G	C G GP C*G	C G GP C*G	C G GP C*G	C G GP C*G	C G GP C*G	ãC ãCG SGPI	
01. CSC801	DISTRIBUTED COMPUTING			02. CSDC8011	DEEP LEARNING		07. CSDC8023	SOCIAL MEDIA ANALYTICS			
08. ILO8021	PROJECT MANAGEMENT			17. CSL801	DISTRIBUTED COMPUTING LAB		18. CSDL8011	DEEP LEARNING LAB			
23. CSDL8023	SOCIAL MEDIA ANALYTICS LAB			24. CSP801	MAJOR PROJECT II						

6029784 /BHAGANE RUTUJA GANESH MANISHA

53	51	61	50	21	23	20	89		
16	18	18	16	22	21	20	44	P	543
69	69	79	66	43	44	40	133		
3 C 7 21	3 C 7 21	3 A 9 27	3 C 7 21	1 O 10 10	1 O 10 10	1 O 10 10	6 O 10 60	21 180	8.57

(DIPLOMA STUDENT)

SGPI: SEM-III: 9.87 ; SEM-IV:10.00 ; SEM-V: 9.87 ; SEM-VI: 9.74 ; SEM-VII: 8.27 ; CGPI: 9.41
 CREDITS: SEM-III: 23 ; SEM-IV: 24 ; SEM-V: 23 ; SEM-VI: 23 ; SEM-VII: 22
 MARKS: SEM-III:676/775; SEM-IV:697/775; SEM-V:667/775; SEM-VI:653/775; SEM-VII:519/725; TOTAL: 3755/4525 (82.98%)

6029785 BHIDE PRANAV MOHAN LATA

44	48	44	51	18	20	18	92		
12	9	11	11	21	18	22	46	P	485
56	57	55	62	39	38	40	138		
3 D 6 18	3 D 6 18	3 D 6 18	3 C 7 21	1 A 9 9	1 A 9 9	1 O 10 10	6 O 10 60	21 163	7.76

SGPI: SEM-I: 8.78 ; SEM-II: 9.90 ; SEM-III:10.00 ; SEM-IV: 9.88 ; SEM-V: 9.65 ; SEM-VI: 8.17 ; SEM-VII: 7.36 ; CGPI: 8.95
 CREDITS: SEM-I: 18 ; SEM-II: 20 ; SEM-III: 23 ; SEM-IV: 24 ; SEM-V: 23 ; SEM-VI: 23 ; SEM-VII: 22
 MARKS: SEM-I:526/675; SEM-II:617/725; SEM-III:696/775; SEM-IV:666/775; SEM-V:656/775; SEM-VI:564/775; SEM-VII:468/725; TOTAL: 4678/5925 (78.95%)

6029786 /GAONKAR MIHIKA PRASAD POOJA

43	60	65	55	21	22	20	92		
8	17	13	13	20	22	21	48	P	540
51	77	78	68	41	44	41	140		
3 D 6 18	3 A 9 27	3 A 9 27	3 C 7 21	1 O 10 10	1 O 10 10	1 O 10 10	6 O 10 60	21 183	8.71

SGPI: SEM-I: 8.94 ; SEM-II: 9.68 ; SEM-III: 9.48 ; SEM-IV: 9.33 ; SEM-V: 9.61 ; SEM-VI: 8.57 ; SEM-VII: 8.64 ; CGPI: 9.12
 CREDITS: SEM-I: 18 ; SEM-II: 20 ; SEM-III: 23 ; SEM-IV: 24 ; SEM-V: 23 ; SEM-VI: 23 ; SEM-VII: 22
 MARKS: SEM-I:553/675; SEM-II:625/725; SEM-III:639/775; SEM-IV:640/775; SEM-V:633/775; SEM-VI:594/775; SEM-VII:560/725; TOTAL: 4784/5925 (80.74%)

/- FEMALE, #- 0.229, @- 0.5042/0.5043, *- 0.5045, \$- Carried Forward Grade, ~- Dyslexia, A/ABS- Absent, F- Fails, P- Passes

RR- Reserved, RLE- Reserve for Lower Examination, RPV- Provisional, RCC- 0.5050, ADC- Admission Cancelled

G:Grade, GP:Grade Point, C:Credits, ãC:Sum of Credit Points, ãCG:Sum of Product of Credits & Grades

SGPI:Semester Grade Performance Index = ãCG/ãC, CGPI:Cumulative Grade Performance Index

% Marks : 80 and Above 75-79.99 70-74.99 60-69.99 50-59.99 45-49.99 40-44.99 Less Than 40

Grade / Gr. Pt. : O / 10 A / 9 B / 8 C / 7 D / 6 E / 5 P / 4 F / 0

Dr. G. T. Thanpi
 PRINCIPAL
 Thadomal Shahani Engineering College
 Bandra (W), Mumbai - 400 050.



SEAT_NO	NAME	<Course-I>	<Course-II>	<Course-III>	<Course-IV>	<Course-V>	<Course-VI>	<Course-VII>	<Course-VIII>	RESULT REMARK	TOTAL MARKS	
		Th(80/32)	Th(80/32)	Th(80/32)	Th(80/32)	Tw(25/10)	Tw(25/10)	Tw(25/10)	Tw(100/40)		OUT OF 700	
		In(20/08)	In(20/08)	In(20/08)	In(20/08)	Or(25/10)	Or(25/10)	Or/Pr(25/10)	Or/Pr(50/20)			
		Total	Total	Total	Total	Total	Total	Total	Total			
		C G GP C*G	C G GP C*G	C G GP C*G	C G GP C*G	C G GP C*G	C G GP C*G	C G GP C*G	C G GP C*G	ãC ãCG SGPI		
01.	CSC801		DISTRIBUTED COMPUTING			02.	CSDC8011	DEEP LEARNING		07.	CSDC8023	SOCIAL MEDIA ANALYTICS
08.	ILO8021		PROJECT MANAGEMENT			17.	CSL801	DISTRIBUTED COMPUTING LAB		18.	CSDL8011	DEEP LEARNING LAB
23.	CSDL8023		SOCIAL MEDIA ANALYTICS LAB			24.	CSP801	MAJOR PROJECT II				

6029787 GIDWANI SOHAIL HARESH PREET

47	68	63	46	20	23	21	90				
10	17	13	15	19	19	23	46	P		540	
57	85	76	61	39	42	44	136				
3 D 6 18	3 O 10 30	3 A 9 27	3 C 7 21	1 A 9 9	1 O 10 10	1 O 10 10	6 O 10 60	21	185	8.81	

SGPI: SEM-I: 7.69 ; SEM-II: 8.40 ; SEM-III:10.00 ; SEM-IV:10.00 ; SEM-V: 9.74 ; SEM-VI: 9.39 ; SEM-VII: 7.86 ; CGPI: 9.05
 CREDITS: SEM-I: 18 ; SEM-II: 20 ; SEM-III: 23 ; SEM-IV: 24 ; SEM-V: 23 ; SEM-VI: 23 ; SEM-VII: 22
 MARKS: SEM-I:466/675; SEM-II:547/725; SEM-III:670/775; SEM-IV:678/775; SEM-V:649/775; SEM-VI:625/775; SEM-VII:503/725; TOTAL: 4678/5925 (78.95%)

6029788 GIRMAL RISHIRAJ PARSHURAM LATA

36	68	55	49	21	23	20	93				
18	20	14	19	18	20	20	48	P		542	
54	88	69	68	39	43	40	141				
3 D 6 18	3 O 10 30	3 C 7 21	3 C 7 21	1 A 9 9	1 O 10 10	1 O 10 10	6 O 10 60	21	179	8.52	

SGPI: SEM-I: 8.78 ; SEM-II:10.00 ; SEM-III: 9.87 ; SEM-IV:10.00 ; SEM-V: 9.74 ; SEM-VI: 9.61 ; SEM-VII: 8.77 ; CGPI: 9.44
 CREDITS: SEM-I: 18 ; SEM-II: 20 ; SEM-III: 23 ; SEM-IV: 24 ; SEM-V: 23 ; SEM-VI: 23 ; SEM-VII: 22
 MARKS: SEM-I:531/675; SEM-II:637/725; SEM-III:678/775; SEM-IV:689/775; SEM-V:652/775; SEM-VI:646/775; SEM-VII:558/725; TOTAL: 4933/5925 (83.26%)

6029789 HINDUJA PIYUSH PARSHOTTAM JHARNA

50	68	68	45	21	21	24	89				
15	16	15	15	19	18	20	45	P		549	
65	84	83	60	40	39	44	134				
3 C 7 21	3 O 10 30	3 O 10 30	3 C 7 21	1 O 10 10	1 A 9 9	1 O 10 10	6 O 10 60	21	191	9.10	

SGPI: SEM-I: 8.44 ; SEM-II: 9.18 ; SEM-III:10.00 ; SEM-IV:10.00 ; SEM-V:10.00 ; SEM-VI: 9.70 ; SEM-VII: 9.55 ; CGPI: 9.54
 CREDITS: SEM-I: 18 ; SEM-II: 20 ; SEM-III: 23 ; SEM-IV: 24 ; SEM-V: 23 ; SEM-VI: 23 ; SEM-VII: 22
 MARKS: SEM-I:511/675; SEM-II:588/725; SEM-III:681/775; SEM-IV:682/775; SEM-V:667/775; SEM-VI:638/775; SEM-VII:604/725; TOTAL: 4920/5925 (83.04%)

/- FEMALE, #- 0.229, @- 0.5042/0.5043, *- 0.5045, \$- Carried Forward Grade, ~- Dyslexia, A/ABS- Absent, F- Fails, P- Passes

RR- Reserved, RLE- Reserve for Lower Examination, RPV- Provisional, RCC- 0.5050, ADC- Admission Cancelled

G:Grade, GP:Grade Point, C:Credits, ãC:Sum of Credit Points, ãCG:Sum of Product of Credits & Grades

SGPI:Semester Grade Performance Index = ãCG/ãC, CGPI:Cumulative Grade Performance Index

% Marks : 80 and Above 75-79.99 70-74.99 60-69.99 50-59.99 45-49.99 40-44.99 Less Than 40

Grade / Gr. Pt. : O / 10 A / 9 B / 8 C / 7 D / 6 E / 5 P / 4 F / 0

Dr. G. T. Thanpi
 PRINCIPAL
 Thadomal Shahani Engineering College
 Bandra (W), Mumbai - 400 050.



SEAT_NO	NAME	<Course-I>	<Course-II>	<Course-III>	<Course-IV>	<Course-V >	<Course-VI>	<Course-VII>	<Course-VIII>	RESULT REMARK	TOTAL MARKS	
		Th(80/32)	Th(80/32)	Th(80/32)	Th(80/32)	Tw(25/10)	Tw(25/10)	Tw(25/10)	Tw(100/40)		OUT OF 700	
		In(20/08)	In(20/08)	In(20/08)	In(20/08)	Or(25/10)	Or(25/10)	Or/Pr(25/10)	Or/Pr(50/20)			
		Total	Total	Total	Total	Total	Total	Total	Total			
		C G GP C*G	C G GP C*G	C G GP C*G	C G GP C*G	C G GP C*G	C G GP C*G	C G GP C*G	C G GP C*G	ãC ãCG SGPI		
01.	CSC801		DISTRIBUTED COMPUTING			02.	CSDC8011	DEEP LEARNING		07.	CSDC8023	SOCIAL MEDIA ANALYTICS
08.	ILO8021		PROJECT MANAGEMENT			17.	CSL801	DISTRIBUTED COMPUTING LAB		18.	CSDL8011	DEEP LEARNING LAB
23.	CSDL8023		SOCIAL MEDIA ANALYTICS LAB			24.	CSP801	MAJOR PROJECT II				

6029790 JAIN DAKSH RAKESH SMITA

63	65	67	66	21	23	20	89			
16	20	18	16	19	20	21	44	P		588
79	85	85	82	40	43	41	133			
3 A 9 27	3 O 10 30	3 O 10 30	3 O 10 30	1 O 10 10	1 O 10 10	1 O 10 10	6 O 10 60	21 207	9.86	

(DIPLOMA STUDENT)

SGPI: SEM-III: 9.78 ; SEM-IV:10.00 ; SEM-V: 9.74 ; SEM-VI:10.00 ; SEM-VII: 8.68 ; CGPI: 9.68
 CREDITS: SEM-III: 23 ; SEM-IV: 24 ; SEM-V: 23 ; SEM-VI: 23 ; SEM-VII: 22
 MARKS: SEM-III:657/775; SEM-IV:672/775; SEM-V:645/775; SEM-VI:675/775; SEM-VII:544/725; TOTAL: 3781/4525 (83.56%)

6029791 JOGLE KAUSTUBH ROHIT VIBHUTI

55	60	64	63	21	23	21	89			
15	16	18	16	19	22	21	44	P		567
70	76	82	79	40	45	42	133			
3 B 8 24	3 A 9 27	3 O 10 30	3 A 9 27	1 O 10 10	1 O 10 10	1 O 10 10	6 O 10 60	21 198	9.43	

(DIPLOMA STUDENT)

SGPI: SEM-III: 9.87 ; SEM-IV:10.00 ; SEM-V: 9.87 ; SEM-VI:10.00 ; SEM-VII: 8.23 ; CGPI: 9.58
 CREDITS: SEM-III: 23 ; SEM-IV: 24 ; SEM-V: 23 ; SEM-VI: 23 ; SEM-VII: 22
 MARKS: SEM-III:670/775; SEM-IV:678/775; SEM-V:663/775; SEM-VI:663/775; SEM-VII:523/725; TOTAL: 3764/4525 (83.18%)

6029792 /KHASTURIA MUSKAN DEEPAK KIRAN

64	54	64	47	20	18	18	79			
16	17	16	15	20	23	20	40	P		531
80	71	80	62	40	41	38	119			
3 O 10 30	3 B 8 24	3 O 10 30	3 C 7 21	1 O 10 10	1 O 10 10	1 A 9 9	6 A 9 54	21 188	8.95	

SGPI: SEM-I: 7.25 ; SEM-II: 8.50 ; SEM-III: 9.30 ; SEM-IV:10.00 ; SEM-V: 9.78 ; SEM-VI: 9.00 ; SEM-VII: 7.59 ; CGPI: 8.86
 CREDITS: SEM-I: 18 ; SEM-II: 20 ; SEM-III: 23 ; SEM-IV: 24 ; SEM-V: 23 ; SEM-VI: 23 ; SEM-VII: 22
 MARKS: SEM-I:447/675; SEM-II:534/725; SEM-III:634/775; SEM-IV:678/775; SEM-V:649/775; SEM-VI:605/775; SEM-VII:496/725; TOTAL: 4574/5925 (77.20%)

/- FEMALE, #- 0.229, @- 0.5042/0.5043, *- 0.5045, \$- Carried Forward Grade, ~- Dyslexia, A/ABS- Absent, F- Fails, P- Passes

RR- Reserved, RLE- Reserve for Lower Examination, RPV- Provisional, RCC- 0.5050, ADC- Admission Cancelled

G:Grade, GP:Grade Point, C:Credits, ãC:Sum of Credit Points, ãCG:Sum of Product of Credits & Grades

SGPI:Semester Grade Performance Index = ãCG/ãC, CGPI:Cumulative Grade Performance Index

% Marks : 80 and Above 75-79.99 70-74.99 60-69.99 50-59.99 45-49.99 40-44.99 Less Than 40

Grade / Gr. Pt. : O / 10 A / 9 B / 8 C / 7 D / 6 E / 5 P / 4 F / 0

Dr. G. T. Thanpi
 PRINCIPAL
 Thadomal Shahani Engineering College
 Bandra (W), Mumbai - 400 050.



SEAT_NO	NAME	<Course-I>	<Course-II>	<Course-III>	<Course-IV>	<Course-V >	<Course-VI>	<Course-VII>	<Course-VIII>	RESULT REMARK	TOTAL MARKS OUT OF 700
Th(80/32)	Th(80/32)	Th(80/32)	Th(80/32)	Tw(25/10)	Tw(25/10)	Tw(25/10)	Tw(100/40)				
In(20/08)	In(20/08)	In(20/08)	In(20/08)	Or(25/10)	Or(25/10)	Or/Pr(25/10)	Or/Pr(50/20)				
Total	Total	Total	Total	Total	Total	Total	Total				
C G GP C*G	C G GP C*G	C G GP C*G	C G GP C*G	C G GP C*G	C G GP C*G	C G GP C*G	C G GP C*G	C G GP C*G	C G GP C*G	ãC ãCG SGPI	
01. CSC801	DISTRIBUTED COMPUTING					02. CSDC8011	DEEP LEARNING		07. CSDC8023	SOCIAL MEDIA ANALYTICS	
08. ILO8021	PROJECT MANAGEMENT					17. CSL801	DISTRIBUTED COMPUTING LAB		18. CSDL8011	DEEP LEARNING LAB	
23. CSDL8023	SOCIAL MEDIA ANALYTICS LAB					24. CSP801	MAJOR PROJECT II				

6029793	KHATRI AKASH MANOJ BHAVNA										
68	39	58	66	20	22	24	89				
13	20	15	16	22	23	20	45	P		560	
81	59	73	82	42	45	44	134				
3 O 10	30 3 D 6 18 3 B 8 24	3 O 10 30 1 O 10 10 1 O 10 10 1 O 10 10 6 O 10 60						21 192 9.14			
SGPI: SEM-I: 9.11 ; SEM-II: 9.55 ; SEM-III:10.00 ; SEM-IV:10.00 ; SEM-V:10.00 ; SEM-VI: 9.74 ; SEM-VII: 9.36 ; CGPI: 9.64											
CREDITS: SEM-I: 18 ; SEM-II: 20 ; SEM-III: 23 ; SEM-IV: 24 ; SEM-V: 23 ; SEM-VI: 23 ; SEM-VII: 22											
MARKS: SEM-I:543/675; SEM-II:618/725; SEM-III:695/775; SEM-IV:688/775; SEM-V:672/775; SEM-VI:665/775; SEM-VII:580/725; TOTAL: 5021/5925 (84.74%)											

6029794	KOPPIKAR ATMAJ RAJESH SVAPNA										
42	61	52	53	20	22	22	95				
10	18	12	14	20	22	24	46	P		533	
52	79	64	67	40	44	46	141				
3 D 6 18 3 A 9 27 3 C 7 21 3 C 7 21 1 O 10 10 1 O 10 10 1 O 10 10 6 O 10 60								21 177 8.43			
SGPI: SEM-I: 7.56 ; SEM-II: 8.95 ; SEM-III: 9.70 ; SEM-IV: 9.00 ; SEM-V: 9.74 ; SEM-VI: 8.04 ; SEM-VII: 7.14 ; CGPI: 8.60											
CREDITS: SEM-I: 18 ; SEM-II: 20 ; SEM-III: 23 ; SEM-IV: 24 ; SEM-V: 23 ; SEM-VI: 23 ; SEM-VII: 22											
MARKS: SEM-I:462/675; SEM-II:577/725; SEM-III:643/775; SEM-IV:609/775; SEM-V:662/775; SEM-VI:559/775; SEM-VII:453/725; TOTAL: 4498/5925 (75.92%)											

6029795	LALWANI DHEERAJ DEEPAK HANISHA										
40	67	45	35	22	21	21	92				
13	16	15	16	21	20	23	48	P	RLE	515	
53	83	60	51	43	41	44	140				
3 D 6 18 3 O 10 30 3 C 7 21 3 D 6 18 1 O 10 10 1 O 10 10 1 O 10 10 6 O 10 60								21 177 8.43			
SGPI: SEM-I: 8.56 ; SEM-II: 9.48 ; SEM-III: 9.96 ; SEM-IV:10.00 ; SEM-V: 9.87 ; SEM-VI: 8.35 ; SEM-VII: -- ; CGPI: --											
CREDITS: SEM-I: 18 ; SEM-II: 20 ; SEM-III: 23 ; SEM-IV: 24 ; SEM-V: 23 ; SEM-VI: 23 ; SEM-VII: --											
MARKS: SEM-I:510/675; SEM-II:612/725; SEM-III:677/775; SEM-IV:680/775; SEM-V:661/775; SEM-VI:576/775; SEM-VII:-- ; TOTAL: --											

/- FEMALE, #- 0.229, @- 0.5042/0.5043, *- 0.5045, \$- Carried Forward Grade, ~- Dyslexia, A/ABS- Absent, F- Fails, P- Passes											
RR- Reserved, RLE- Reserve for Lower Examination, RPV- Provisional, RCC- 0.5050, ADC- Admission Cancelled											
G:Grade, GP:Grade Point, C:Credits, ãC:Sum of Credit Points, ãCG:Sum of Product of Credits & Grades											
SGPI:Semester Grade Performance Index = ãCG/ãC, CGPI:Cumulative Grade Performance Index											
% Marks : 80 and Above 75-79.99 70-74.99 60-69.99 50-59.99 45-49.99 40-44.99 Less Than 40											
Grade / Gr. Pt. : O / 10 A / 9 B / 8 C / 7 D / 6 E / 5 P / 4 F / 0											

Dr. G. T. Thanpi
PRINCIPAL
Thadomal Shahani Engineering College
Bandra (W), Mumbai - 400 050.



SEAT_NO	NAME	<Course-I>	<Course-II>	<Course-III>	<Course-IV>	<Course-V >	<Course-VI>	<Course-VII>	<Course-VIII>	RESULT REMARK	TOTAL MARKS	
		Th(80/32)	Th(80/32)	Th(80/32)	Th(80/32)	Tw(25/10)	Tw(25/10)	Tw(25/10)	Tw(100/40)		OUT OF 700	
		In(20/08)	In(20/08)	In(20/08)	In(20/08)	Or(25/10)	Or(25/10)	Or/Pr(25/10)	Or/Pr(50/20)			
		Total	Total	Total	Total	Total	Total	Total	Total			
		C G GP C*G	C G GP C*G	C G GP C*G	C G GP C*G	C G GP C*G	C G GP C*G	C G GP C*G	C G GP C*G	ãC ãCG SGPI		
01.	CSC801		DISTRIBUTED COMPUTING			02.	CSDC8011	DEEP LEARNING		07.	CSDC8023	SOCIAL MEDIA ANALYTICS
08.	ILO8021		PROJECT MANAGEMENT			17.	CSL801	DISTRIBUTED COMPUTING LAB		18.	CSDL8011	DEEP LEARNING LAB
23.	CSDL8023		SOCIAL MEDIA ANALYTICS LAB			24.	CSP801	MAJOR PROJECT II				

6029796 /LULLA RISHIKA MENGHRAJ RITU

53	68	66	46	21	22	23	81			
14	19	16	18	21	19	20	45	P		552
67	87	82	64	42	41	43	126			
3 C 7 21	3 O 10 30	3 O 10 30	3 C 7 21	1 O 10 10	1 O 10 10	1 O 10 10	6 O 10 60	21	192	9.14

SGPI: SEM-I: 9.72 ; SEM-II: 9.73 ; SEM-III:10.00 ; SEM-IV:10.00 ; SEM-V:10.00 ; SEM-VI: 9.74 ; SEM-VII: 8.68 ; CGPI: 9.63
 CREDITS: SEM-I: 18 ; SEM-II: 20 ; SEM-III: 23 ; SEM-IV: 24 ; SEM-V: 23 ; SEM-VI: 23 ; SEM-VII: 22
 MARKS: SEM-I:587/675; SEM-II:630/725; SEM-III:694/775; SEM-IV:687/775; SEM-V:689/775; SEM-VI:659/775; SEM-VII:556/725; TOTAL: 5054/5925 (85.30%)

6029797 MAHESHWARI HARDIK ASHWIN BHAVNA

56	39	66	60	22	21	19	86			
17	19	17	15	21	22	21	45	P		546
73	58	83	75	43	43	40	131			
3 B 8 24	3 D 6 18	3 O 10 30	3 A 9 27	1 O 10 10	1 O 10 10	1 O 10 10	6 O 10 60	21	189	9.00

SGPI: SEM-I: 7.14 ; SEM-II: 7.38 ; SEM-III: 8.48 ; SEM-IV: 9.33 ; SEM-V: 9.48 ; SEM-VI: 7.91 ; SEM-VII: 8.77 ; CGPI: 8.49
 CREDITS: SEM-I: 18 ; SEM-II: 20 ; SEM-III: 23 ; SEM-IV: 24 ; SEM-V: 23 ; SEM-VI: 23 ; SEM-VII: 22
 MARKS: SEM-I:441/675; SEM-II:477/725; SEM-III:574/775; SEM-IV:655/775; SEM-V:637/775; SEM-VI:547/775; SEM-VII:555/725; TOTAL: 4432/5925 (74.80%)

6029798 MIRJANKAR SHOBBIT NITIN ANITA

32	51	56	49	22	24	24	94			
20	20	17	19	22	22	20	48	P		540
52	71	73	68	44	46	44	142			
3 D 6 18	3 B 8 24	3 B 8 24	3 C 7 21	1 O 10 10	1 O 10 10	1 O 10 10	6 O 10 60	21	177	8.43

SGPI: SEM-I: 9.50 ; SEM-II: 9.90 ; SEM-III: 9.96 ; SEM-IV:10.00 ; SEM-V: 9.74 ; SEM-VI:10.00 ; SEM-VII: 7.95 ; CGPI: 9.45
 CREDITS: SEM-I: 18 ; SEM-II: 20 ; SEM-III: 23 ; SEM-IV: 24 ; SEM-V: 23 ; SEM-VI: 23 ; SEM-VII: 22
 MARKS: SEM-I:564/675; SEM-II:643/725; SEM-III:676/775; SEM-IV:678/775; SEM-V:660/775; SEM-VI:695/775; SEM-VII:539/725; TOTAL: 4995/5925 (84.30%)

/- FEMALE, #- 0.229, @- 0.5042/0.5043, *- 0.5045, \$- Carried Forward Grade, ~- Dyslexia, A/ABS- Absent, F- Fails, P- Passes

RR- Reserved, RLE- Reserve for Lower Examination, RPV- Provisional, RCC- 0.5050, ADC- Admission Cancelled

G:Grade, GP:Grade Point, C:Credits, ãC:Sum of Credit Points, ãCG:Sum of Product of Credits & Grades

SGPI:Semester Grade Performance Index = ãCG/ãC, CGPI:Cumulative Grade Performance Index

% Marks : 80 and Above 75-79.99 70-74.99 60-69.99 50-59.99 45-49.99 40-44.99 Less Than 40

Grade / Gr. Pt. : O / 10 A / 9 B / 8 C / 7 D / 6 E / 5 P / 4 F / 0

Dr. G. T. Thanpi
 PRINCIPAL
 Thadomal Shahani Engineering College
 Bandra (W), Mumbai - 400 050.



SEAT_NO	NAME	<Course-I>	<Course-II>	<Course-III>	<Course-IV>	<Course-V >	<Course-VI>	<Course-VII>	<Course-VIII>	TOTAL MARKS			
		Th(80/32)	Th(80/32)	Th(80/32)	Th(80/32)	Tw(25/10)	Tw(25/10)	Tw(25/10)	Tw(100/40)	OUT OF 700			
		In(20/08)	In(20/08)	In(20/08)	In(20/08)	Or(25/10)	Or(25/10)	Or/Pr(25/10)	Or/Pr(50/20)	RESULT REMARK			
		Total	Total	Total	Total	Total	Total	Total	Total				
		C G GP C*G	C G GP C*G	C G GP C*G	C G GP C*G	C G GP C*G	C G GP C*G	C G GP C*G	C G GP C*G	ãC ãCG SGPI			
01.	CSC801	DISTRIBUTED COMPUTING				02.	CSDC8011	DEEP LEARNING		07.	CSDC8023	SOCIAL MEDIA ANALYTICS	
08.	ILO8021	PROJECT MANAGEMENT				17.	CSL801	DISTRIBUTED COMPUTING LAB		18.	CSDL8011	DEEP LEARNING LAB	
23.	CSDL8023	SOCIAL MEDIA ANALYTICS LAB				24.	CSP801	MAJOR PROJECT II					

6029799	MODI HARSH DEEPAK HITASHA												
		55	42	58	45	20	21	20	89				
		11	15	15	16	22	21	20	45	P		515	
		66	57	73	61	42	42	40	134				
		3 C 7 21	3 D 6 18	3 B 8 24	3 C 7 21	1 O 10 10	1 O 10 10	1 O 10 10	6 O 10 60	21 174	8.29		
		SGPI: SEM-I: 8.67 ; SEM-II: 9.60 ; SEM-III: 9.78 ; SEM-IV:10.00 ; SEM-V: 9.87 ; SEM-VI: 9.74 ; SEM-VII: 7.86 ; CGPI: 9.26											
		CREDITS: SEM-I: 18 ; SEM-II: 20 ; SEM-III: 23 ; SEM-IV: 24 ; SEM-V: 23 ; SEM-VI: 23 ; SEM-VII: 22											
		MARKS: SEM-I:519/675; SEM-II:615/725; SEM-III:657/775; SEM-IV:685/775; SEM-V:658/775; SEM-VI:658/775; SEM-VII:508/725; TOTAL: 4815/5925 (81.27%)											

6029800	NAMAYE VIVEK SANTOSH SUHASINI												
		51	63	72	69	20	22	24	94				
		13	17	15	15	21	21	20	48	P		585	
		64	80	87	84	41	43	44	142				
		3 C 7 21	3 O 10 30	3 O 10 30	3 O 10 30	1 O 10 10	1 O 10 10	1 O 10 10	6 O 10 60	21 201	9.57		
		SGPI: SEM-I: 9.06 ; SEM-II:10.00 ; SEM-III: 9.22 ; SEM-IV:10.00 ; SEM-V:10.00 ; SEM-VI: 8.57 ; SEM-VII: 8.59 ; CGPI: 9.38											
		CREDITS: SEM-I: 18 ; SEM-II: 20 ; SEM-III: 23 ; SEM-IV: 24 ; SEM-V: 23 ; SEM-VI: 23 ; SEM-VII: 22											
		MARKS: SEM-I:550/675; SEM-II:653/725; SEM-III:624/775; SEM-IV:692/775; SEM-V:668/775; SEM-VI:608/775; SEM-VII:555/725; TOTAL: 4935/5925 (83.29%)											

6029801	NAMDEV PARTH NARENDRA SEJAL												
		53	58	65	59	21	22	24	94				
		11	15	11	13	21	22	19	48	P		556	
		64	73	76	72	42	44	43	142				
		3 C 7 21	3 B 8 24	3 A 9 27	3 B 8 24	1 O 10 10	1 O 10 10	1 O 10 10	6 O 10 60	21 186	8.86		
		SGPI: SEM-I: 9.83 ; SEM-II:10.00 ; SEM-III: 9.87 ; SEM-IV: 9.63 ; SEM-V: 9.00 ; SEM-VI: 8.83 ; SEM-VII: 7.41 ; CGPI: 9.16											
		CREDITS: SEM-I: 18 ; SEM-II: 20 ; SEM-III: 23 ; SEM-IV: 24 ; SEM-V: 23 ; SEM-VI: 23 ; SEM-VII: 22											
		MARKS: SEM-I:572/675; SEM-II:646/725; SEM-III:658/775; SEM-IV:646/775; SEM-V:614/775; SEM-VI:610/775; SEM-VII:484/725; TOTAL: 4786/5925 (80.78%)											

/- FEMALE, #- 0.229, @- 0.5042/0.5043, *- 0.5045, \$- Carried Forward Grade, ~- Dyslexia, A/ABS- Absent, F- Fails, P- Passes													
RR- Reserved, RLE- Reserve for Lower Examination, RPV- Provisional, RCC- 0.5050, ADC- Admission Cancelled													
G:Grade, GP:Grade Point, C:Credits, ãC:Sum of Credit Points, ãCG:Sum of Product of Credits & Grades													
SGPI:Semester Grade Performance Index = ãCG/ãC, CGPI:Cumulative Grade Performance Index													
% Marks : 80 and Above 75-79.99 70-74.99 60-69.99 50-59.99 45-49.99 40-44.99 Less Than 40													
Grade / Gr. Pt. : O / 10 A / 9 B / 8 C / 7 D / 6 E / 5 P / 4 F / 0													

Dr. G. T. Thanpi
PRINCIPAL
Thadomal Shahani Engineering College
Bandra (W), Mumbai - 400 050.



SEAT_NO	NAME	<Course-I>	<Course-II>	<Course-III>	<Course-IV>	<Course-V>	<Course-VI>	<Course-VII>	<Course-VIII>	RESULT REMARK	TOTAL MARKS	
		Th(80/32)	Th(80/32)	Th(80/32)	Th(80/32)	Tw(25/10)	Tw(25/10)	Tw(25/10)	Tw(100/40)		OUT OF 700	
		In(20/08)	In(20/08)	In(20/08)	In(20/08)	Or(25/10)	Or(25/10)	Or/Pr(25/10)	Or/Pr(50/20)			
		Total	Total	Total	Total	Total	Total	Total	Total			
		C G GP C*G	C G GP C*G	C G GP C*G	C G GP C*G	C G GP C*G	C G GP C*G	C G GP C*G	C G GP C*G	ãC ãCG SGPI		
01.	CSC801		DISTRIBUTED COMPUTING			02.	CSDC8011	DEEP LEARNING		07.	CSDC8023	SOCIAL MEDIA ANALYTICS
08.	ILO8021		PROJECT MANAGEMENT			17.	CSL801	DISTRIBUTED COMPUTING LAB		18.	CSDL8011	DEEP LEARNING LAB
23.	CSDL8023		SOCIAL MEDIA ANALYTICS LAB			24.	CSP801	MAJOR PROJECT II				

6029802	NANKANI TUSHAR JAI PRAKASH PRAKRITI										
		56	55	73	57	21	23	24	94		
		11	19	13	14	21	22	20	48	P	571
		67	74	86	71	42	45	44	142		
		3 C 7 21	3 B 8 24	3 O 10 30	3 B 8 24	1 O 10 10	1 O 10 10	1 O 10 10	6 O 10 60	21 189 9.00	
		SGPI: SEM-I: 9.33 ; SEM-II:10.00 ; SEM-III:10.00 ; SEM-IV:10.00 ; SEM-V: 9.74 ; SEM-VI: 9.48 ; SEM-VII: 8.00 ; CGPI: 9.45									
		CREDITS: SEM-I: 18 ; SEM-II: 20 ; SEM-III: 23 ; SEM-IV: 24 ; SEM-V: 23 ; SEM-VI: 23 ; SEM-VII: 22									
		MARKS: SEM-I:555/675; SEM-II:649/725; SEM-III:695/775; SEM-IV:711/775; SEM-V:652/775; SEM-VI:629/775; SEM-VII:528/725; TOTAL: 4990/5925 (84.22%)									

6029803	PANJWANI DIVYA KISHIN MUSKAN										
		53	68	44	55	21	22	20	89		
		10	16	14	15	21	20	19	46	P	533
		63	84	58	70	42	42	39	135		
		3 C 7 21	3 O 10 30	3 D 6 18	3 B 8 24	1 O 10 10	1 O 10 10	1 A 9 9	6 O 10 60	21 182 8.67	
		SGPI: SEM-I: 7.31 ; SEM-II: 9.20 ; SEM-III: 9.78 ; SEM-IV: 9.79 ; SEM-V: 9.91 ; SEM-VI: 8.96 ; SEM-VII: 8.50 ; CGPI: 9.07									
		CREDITS: SEM-I: 18 ; SEM-II: 20 ; SEM-III: 23 ; SEM-IV: 24 ; SEM-V: 23 ; SEM-VI: 23 ; SEM-VII: 22									
		MARKS: SEM-I:446/675; SEM-II:584/725; SEM-III:662/775; SEM-IV:684/775; SEM-V:661/775; SEM-VI:601/775; SEM-VII:540/725; TOTAL: 4711/5925 (79.51%)									

6029804	PHULWANI KASHISH MADHAV ROSHNI										
		46	57	63	47	21	21	20	87		
		11	17	14	14	21	18	20	43	P	520
		57	74	77	61	42	39	40	130		
		3 D 6 18	3 B 8 24	3 A 9 27	3 C 7 21	1 O 10 10	1 A 9 9	1 O 10 10	6 O 10 60	21 179 8.52	
		SGPI: SEM-I: 8.17 ; SEM-II: 9.60 ; SEM-III: 9.96 ; SEM-IV:10.00 ; SEM-V: 9.87 ; SEM-VI: 9.87 ; SEM-VII: 8.36 ; CGPI: 9.34									
		CREDITS: SEM-I: 18 ; SEM-II: 20 ; SEM-III: 23 ; SEM-IV: 24 ; SEM-V: 23 ; SEM-VI: 23 ; SEM-VII: 22									
		MARKS: SEM-I:511/675; SEM-II:604/725; SEM-III:681/775; SEM-IV:715/775; SEM-V:667/775; SEM-VI:652/775; SEM-VII:524/725; TOTAL: 4874/5925 (82.26%)									

/- FEMALE, #- 0.229, @- 0.5042/0.5043, *- 0.5045, \$- Carried Forward Grade, ~- Dyslexia, A/ABS- Absent, F- Fails, P- Passes

RR- Reserved, RLE- Reserve for Lower Examination, RPV- Provisional, RCC- 0.5050, ADC- Admission Cancelled

G:Grade, GP:Grade Point, C:Credits, ãC:Sum of Credit Points, ãCG:Sum of Product of Credits & Grades

SGPI:Semester Grade Performance Index = ãCG/ãC, CGPI:Cumulative Grade Performance Index

% Marks : 80 and Above 75-79.99 70-74.99 60-69.99 50-59.99 45-49.99 40-44.99 Less Than 40

Grade / Gr. Pt. : O / 10 A / 9 B / 8 C / 7 D / 6 E / 5 P / 4 F / 0

Dr. G. T. Thanpi
PRINCIPAL
Thadomal Shahani Engineering College
Bandra (W), Mumbai - 400 050.



SEAT_NO	NAME	<Course-I>	<Course-II>	<Course-III>	<Course-IV>	<Course-V>	<Course-VI>	<Course-VII>	<Course-VIII>	RESULT REMARK	TOTAL MARKS	
		Th(80/32)	Th(80/32)	Th(80/32)	Th(80/32)	Tw(25/10)	Tw(25/10)	Tw(25/10)	Tw(100/40)		OUT OF 700	
		In(20/08)	In(20/08)	In(20/08)	In(20/08)	Or(25/10)	Or(25/10)	Or/Pr(25/10)	Or/Pr(50/20)			
		Total	Total	Total	Total	Total	Total	Total	Total			
		C G GP C*G	C G GP C*G	C G GP C*G	C G GP C*G	C G GP C*G	C G GP C*G	C G GP C*G	C G GP C*G	ãC ãCG SGPI		
01.	CSC801	DISTRIBUTED COMPUTING				04.	CSDC8013	APPLIED DATA SCIENCE		07.	CSDC8023	SOCIAL MEDIA ANALYTICS
08.	ILO8021	PROJECT MANAGEMENT				17.	CSL801	DISTRIBUTED COMPUTING LAB		20.	CSDL8013	APPLIED DATA SCIENCE LAB
23.	CSDL8023	SOCIAL MEDIA ANALYTICS LAB				24.	CSP801	MAJOR PROJECT II				

6029805 /SACHWANI DRISHTI PRAKASH SAVITA

52	47	66	41	13	17	18	85				
9	10	14	12	20	22	19	44	P		489	
61	57	80	53	33	39	37	129				
3 C 7 21	3 D 6 18	3 O 10 30	3 D 6 18	1 C 7 7	1 A 9 9	1 B 8 8	6 O 10 60	21	171	8.14	

SGPI: SEM-I: 7.33 ; SEM-II: 7.83 ; SEM-III: 9.61 ; SEM-IV: 9.29 ; SEM-V: 9.09 ; SEM-VI: 7.17 ; SEM-VII: 7.14 ; CGPI: 8.24
 CREDITS: SEM-I: 18 ; SEM-II: 20 ; SEM-III: 23 ; SEM-IV: 24 ; SEM-V: 23 ; SEM-VI: 23 ; SEM-VII: 22
 MARKS: SEM-I:454/675; SEM-II:510/725; SEM-III:663/775; SEM-IV:645/775; SEM-V:613/775; SEM-VI:497/775; SEM-VII:475/725; TOTAL: 4346/5925 (73.35%)

6029806 SINGHANIA NIKUNJ VIKAS ARPANA

58	57	66	53	13	15	18	88				
13	15	15	15	16	22	23	47	P		534	
71	72	81	68	29	37	41	135				
3 B 8 24	3 B 8 24	3 O 10 30	3 C 7 21	1 D 6 6	1 B 8 8	1 O 10 10	6 O 10 60	21	183	8.71	

SGPI: SEM-I:10.00 ; SEM-II: 9.60 ; SEM-III: 9.83 ; SEM-IV: 9.79 ; SEM-V: 9.83 ; SEM-VI: 9.61 ; SEM-VII: 7.59 ; CGPI: 9.37
 CREDITS: SEM-I: 18 ; SEM-II: 20 ; SEM-III: 23 ; SEM-IV: 24 ; SEM-V: 23 ; SEM-VI: 23 ; SEM-VII: 22
 MARKS: SEM-I:599/675; SEM-II:624/725; SEM-III:685/775; SEM-IV:676/775; SEM-V:645/775; SEM-VI:627/775; SEM-VII:496/725; TOTAL: 4886/5925 (82.46%)

01.	CSC801	DISTRIBUTED COMPUTING				04.	CSDC8013	APPLIED DATA SCIENCE		07.	CSDC8023	SOCIAL MEDIA ANALYTICS
09.	ILO8022	FINANCE MANAGEMENT				17.	CSL801	DISTRIBUTED COMPUTING LAB		20.	CSDL8013	APPLIED DATA SCIENCE LAB
23.	CSDL8023	SOCIAL MEDIA ANALYTICS LAB				24.	CSP801	MAJOR PROJECT II				

6029807 /SARVAIYA DHRUVI RITESH SARVAIYA KOMAL SARVAIYA

47	58	48	55	21	18	20	82				
14	16	17	20	21	23	23	40	P		523	
61	74	65	75	42	41	43	122				
3 C 7 21	3 B 8 24	3 C 7 21	3 A 9 27	1 O 10 10	1 O 10 10	1 O 10 10	6 O 10 60	21	183	8.71	

SGPI: SEM-I: 7.72 ; SEM-II: 7.75 ; SEM-III: 9.74 ; SEM-IV: 9.75 ; SEM-V: 9.61 ; SEM-VI: 9.13 ; SEM-VII: 8.09 ; CGPI: 8.87
 CREDITS: SEM-I: 18 ; SEM-II: 20 ; SEM-III: 23 ; SEM-IV: 24 ; SEM-V: 23 ; SEM-VI: 23 ; SEM-VII: 22
 MARKS: SEM-I:467/675; SEM-II:501/725; SEM-III:686/775; SEM-IV:668/775; SEM-V:635/775; SEM-VI:595/775; SEM-VII:526/725; TOTAL: 4601/5925 (77.65%)

/- FEMALE, #- 0.229, @- 0.5042/0.5043, *- 0.5045, \$- Carried Forward Grade, -- Dyslexia, A/ABS- Absent, F- Fails, P- Passes

RR- Reserved, RLE- Reserve for Lower Examination, RPV- Provisional, RCC- 0.5050, ADC- Admission Cancelled

G:Grade, GP:Grade Point, C:Credits, ãC:Sum of Credit Points, ãCG:Sum of Product of Credits & Grades

SGPI:Semester Grade Performance Index = ãCG/ãC, CGPI:Cumulative Grade Performance Index

% Marks : 80 and Above 75-79.99 70-74.99 60-69.99 50-59.99 45-49.99 40-44.99 Less Than 40

Grade / Gr. Pt. : O / 10 A / 9 B / 8 C / 7 D / 6 E / 5 P / 4 F / 0

Dr. G. T. Thanpi
 PRINCIPAL
 Thadomal Shahani Engineering College
 Bandra (W), Mumbai - 400 050.



SEAT_NO	NAME	<Course-I>	<Course-II>	<Course-III>	<Course-IV>	<Course-V>	<Course-VI>	<Course-VII>	<Course-VIII>	RESULT REMARK	TOTAL MARKS	
		Th(80/32)	Th(80/32)	Th(80/32)	Th(80/32)	Tw(25/10)	Tw(25/10)	Tw(25/10)	Tw(100/40)		OUT OF 700	
		In(20/08)	In(20/08)	In(20/08)	In(20/08)	Or(25/10)	Or(25/10)	Or/Pr(25/10)	Or/Pr(50/20)			
		Total	Total	Total	Total	Total	Total	Total	Total			
		C G GP C*G	C G GP C*G	C G GP C*G	C G GP C*G	C G GP C*G	C G GP C*G	C G GP C*G	C G GP C*G	ãC ãCG SGPI		
01.	CSC801		DISTRIBUTED COMPUTING			04.	CSDC8013	APPLIED DATA SCIENCE		07.	CSDC8023	SOCIAL MEDIA ANALYTICS
08.	ILO8021		PROJECT MANAGEMENT			17.	CSL801	DISTRIBUTED COMPUTING LAB		20.	CSDL8013	APPLIED DATA SCIENCE LAB
23.	CSDL8023		SOCIAL MEDIA ANALYTICS LAB			24.	CSP801	MAJOR PROJECT II				

6029808 THAKUR PRANAY SURESH AKANKSHA

48	43	47	51	19	16	15	94				
9	8	15	15	20	21	22	46	P		489	
57	51	62	66	39	37	37	140				
3 D 6 18	3 D 6 18	3 C 7 21	3 C 7 21	1 A 9	9 1 B 8	8 1 B 8	8 6 O 10 60	21	163	7.76	

SGPI: SEM-I: 6.58 ; SEM-II: 9.20 ; SEM-III: 9.96 ; SEM-IV:10.00 ; SEM-V: 9.87 ; SEM-VI: 8.61 ; SEM-VII: 7.95 ; CGPI: 8.82
 CREDITS: SEM-I: 18 ; SEM-II: 20 ; SEM-III: 23 ; SEM-IV: 24 ; SEM-V: 23 ; SEM-VI: 23 ; SEM-VII: 22
 MARKS: SEM-I:415/675; SEM-II:583/725; SEM-III:660/775; SEM-IV:680/775; SEM-V:669/775; SEM-VI:588/775; SEM-VII:506/725; TOTAL: 4590/5925 (77.47%)

6029809 PAHUJA SAHIL RAVI SONALI

45	39	51	38	22	14	21	91				
11	11	12	13	20	18	22	46	P		474	
56	50	63	51	42	32	43	137				
3 D 6 18	3 D 6 18	3 C 7 21	3 D 6 18	1 O 10 10	1 C 7 7	1 O 10 10	6 O 10 60	21	162	7.71	

(DIPLOMA STUDENT) SGPI: SEM-III: 9.65 ; SEM-IV:10.00 ; SEM-V: 9.91 ; SEM-VI: 9.26 ; SEM-VII: 7.64 ; CGPI: 9.07
 CREDITS: SEM-III: 23 ; SEM-IV: 24 ; SEM-V: 23 ; SEM-VI: 23 ; SEM-VII: 22
 MARKS: SEM-III:653/775; SEM-IV:682/775; SEM-V:662/775; SEM-VI:615/775; SEM-VII:494/725; TOTAL: 3580/4525 (79.12%)

6029810 /PANDEY MANSI AJAYRAJ SONA

50	44	60	53	22	14	16	91				
14	15	15	17	18	18	21	46	P	RPV	514	
64	59	75	70	40	32	37	137				
3 C 7 21	3 D 6 18	3 A 9 27	3 B 8 24	1 O 10 10	1 C 7 7	1 B 8 8	6 O 10 60	21	175	8.33	

(DIPLOMA STUDENT) SGPI: SEM-III: 9.70 ; SEM-IV: 9.88 ; SEM-V: 9.61 ; SEM-VI: 8.26 ; SEM-VII: 7.18 ; CGPI: 8.85
 CREDITS: SEM-III: 23 ; SEM-IV: 24 ; SEM-V: 23 ; SEM-VI: 23 ; SEM-VII: 22
 MARKS: SEM-III:643/775; SEM-IV:665/775; SEM-V:649/775; SEM-VI:558/775; SEM-VII:477/725; TOTAL: 3506/4525 (77.48%)

/- FEMALE, #- 0.229, @- 0.5042/0.5043, *- 0.5045, \$- Carried Forward Grade, ~- Dyslexia, A/ABS- Absent, F- Fails, P- Passes

RR- Reserved, RLE- Reserve for Lower Examination, RPV- Provisional, RCC- 0.5050, ADC- Admission Cancelled

G:Grade, GP:Grade Point, C:Credits, ãC:Sum of Credit Points, ãCG:Sum of Product of Credits & Grades

SGPI:Semester Grade Performance Index = ãCG/ãC, CGPI:Cumulative Grade Performance Index

% Marks : 80 and Above 75-79.99 70-74.99 60-69.99 50-59.99 45-49.99 40-44.99 Less Than 40

Grade / Gr. Pt. : O / 10 A / 9 B / 8 C / 7 D / 6 E / 5 P / 4 F / 0

Dr. G. T. Thanpi
 PRINCIPAL
 Thadomal Shahani Engineering College
 Bandra (W), Mumbai - 400 050.



Result of Electronics & Telecommunication Department



Dr. G. T. Thampi
PRINCIPAL
Thadomal Shahani Engineering College
Bandra (W), Mumbai - 400 050.



SEAT_NO	NAME	<Course-I> Th(80/32)	<Course-II> Th(80/32)	<Course-III> Th(80/32)	<Course-IV> Th(80/32)	<Course-V> Tw(25/10)	<Course-VII> Tw(50/20)			TOTAL MARKS OUT OF 600
		In(20/08)	In(20/08)	In(20/08)	In(20/08)	Pr/Or(25/10)	Pr/Or(100/40)	RESULT	REMARK	
		Total C G GP C*G	Total C G GP C*G	Total C G GP C*G	Total C G GP C*G	Total C G GP C*G	Total C G GP C*G	ãC	ãCG	SGPI
01. ECC801	OPTICAL COMMUNICATION AND NETWORKS									
03. ECCDLO8012	NATURAL LANGUAGE PROCESSING									
11. ECCDLO8025	AUGMENTED REALITY AND VIRTUAL REALITY									
12. ILO 8011	PROJECT MANAGEMENT									
21. ECL801	OPTICAL COMMUNICATION & NETWORKS LAB									
22. ECP801	MAJOR PROJECT II									

1038520 HASSANI HRITIK RAM SIMRAN

32	34	41	38	18	46					
11	12	16	14	18	96	P	RLE			376
43	46	57	52	36	142					
3 P 4	12 3 E 5	15 3 D 6	18 3 D 6	18 1 B 8	8 6 O 10	60	19 131			6.89

SGPI: SEM-I: 6.72 ; SEM-II: 7.07 ; SEM-III: 9.58 ; SEM-IV: 9.71 ; SEM-V: 9.43 ; SEM-VI: 7.50 ; SEM-VII: -- ; CGPI: --
 CREDITS: SEM-I: 27 ; SEM-II: 27 ; SEM-III: 24 ; SEM-IV: 24 ; SEM-V: 23 ; SEM-VI: 22 ; SEM-VII: --
 MARKS: SEM-I:448/750; SEM-II:495/750; SEM-III:611/750; SEM-IV:666/775; SEM-V:634/775; SEM-VI:502/750; SEM-VII:-- ; TOTAL: --

1038521 PARMAR MIROY MANOJ DEEPA

35	35	37	40	13	34					
8	9	15	16	16	81	P	RLE			339
43	44	52	56	29	115					
3 P 4	12 3 P 4	12 3 D 6	18 3 D 6	18 1 D 6	6 6 A 9	54	19 120			6.32

SGPI: SEM-I: 4.55 ; SEM-II: 5.20 ; SEM-III: 8.96 ; SEM-IV: 8.96 ; SEM-V: 8.70 ; SEM-VI: 5.86 ; SEM-VII: -- ; CGPI: --
 CREDITS: SEM-I: 20 ; SEM-II: 22 ; SEM-III: 24 ; SEM-IV: 24 ; SEM-V: 23 ; SEM-VI: 22 ; SEM-VII: --
 MARKS: SEM-I:308/625; SEM-II:392/725; SEM-III:593/750; SEM-IV:619/775; SEM-V:595/775; SEM-VI:415/750; SEM-VII:-- ; TOTAL: --

1038522 SHAH KRISHIT ATULKUMAR MIKITA

11F	22F	32E	32E	13E	46E					
10E	10E	15E	12E	16E	95E	F				314
--	--	47	44	29	141					
- - - -	- - - -	-- 3 E 5	15 3 P 4	12 1 D 6	6 6 O 10	60	13 93			--

SGPI: SEM-I: 5.39 ; SEM-II: 5.26 ; SEM-III: 9.46 ; SEM-IV: 9.38 ; SEM-V: 8.57 ; SEM-VI: 6.09 ; SEM-VII: -- ; CGPI: --
 CREDITS: SEM-I: 27 ; SEM-II: 27 ; SEM-III: 24 ; SEM-IV: 24 ; SEM-V: 23 ; SEM-VI: 22 ; SEM-VII: --
 MARKS: SEM-I:385/750; SEM-II:389/750; SEM-III:625/750; SEM-IV:639/775; SEM-V:572/775; SEM-VI:426/750; SEM-VII:-- ; TOTAL: --

/- FEMALE, #- 0.229, @- 0.5042/0.5043, *- 0.5045, \$- Carried Forward Grade, ~- Dyslexia, A/ABS- Absent, F- Fails, P- Passes

RR- Reserved, RLE- Reserve for Lower Examination, RPV- Provisional, RCC- 0.5050, ADC- Admission Cancelled

G:Grade, GP:Grade Point, C:Credits, ãC:Sum of Credit Points, ãCG:Sum of Product of Credits & Grades

SGPI:Semester Grade Performance Index = ãCG/ãC, CGPI:Cumulative Grade Performance Index

% Marks : 80 and Above 75-79.99 70-74.99 60-69.99 50-59.99 45-49.99 40-44.99 Less Than 40

Grade / Gr. Pt. : O / 10 A / 9 B / 8 C / 7 D / 6 E / 5 P / 4 F / 0

Dr. G. T. Thanpi
 PRINCIPAL
 Thadomal Shahani Engineering College
 Bandra (W), Mumbai - 400 050.



SEAT_NO	NAME	<Course-I>	<Course-II>	<Course-III>	<Course-IV>	<Course-V>	<Course-VII>				TOTAL MARKS	
Th(80/32)	Th(80/32)	Th(80/32)	Th(80/32)	Tw(25/10)	Tw(50/20)						OUT OF 600	
In(20/08)	In(20/08)	In(20/08)	In(20/08)	Pr/Or(25/10)	Pr/Or(100/40)	RESULT	REMARK					
Total	Total	Total	Total	Total	Total							
C G GP C*G	C G GP C*G	C G GP C*G	C G GP C*G	C G GP C*G	C G GP C*G	ãC	ãCG	SGPI				
01. ECC801	OPTICAL COMMUNICATION AND NETWORKS					03. ECCDLO8012	NATURAL LANGUAGE PROCESSING				11. ECCDLO8025	AUGMENTED REALITY AND VIRTUAL REALITY
12. ILO 8011	PROJECT MANAGEMENT					21. ECL801	OPTICAL COMMUNICATION & NETWORKS LAB				22. ECP801	MAJOR PROJECT II

1038523	SHETTY ADITYA PREMANAD SUJATHA											
22F	33E	38E	33E	17E	44E							
9E	11E	13E	15E	17E	65E		F				317	
--	44	51	48	34	109							
- - - -	-- 3 P 4	12 3 D 6	18 3 E 5	15 1 C 7	7 6 B 8	48	16	100	--			
SGPI: SEM-I: 5.50 ; SEM-II: 7.98 ; SEM-III: 9.29 ; SEM-IV: 9.08 ; SEM-V: 8.35 ; SEM-VI: 6.82 ; SEM-VII: -- ; CGPI: --												
CREDITS: SEM-I: 27 ; SEM-II: 27 ; SEM-III: 24 ; SEM-IV: 24 ; SEM-V: 23 ; SEM-VI: 22 ; SEM-VII: --												
MARKS: SEM-I:389/750; SEM-II:509/750; SEM-III:602/750; SEM-IV:609/775; SEM-V:569/775; SEM-VI:467/750; SEM-VII:-- ; TOTAL: --												

1038524	VALECHA HARSH NAVIN GEETU											
32	32	32	35	14	46							
12	11	12	15	14	65		P		RLE		320	
44	43	44	50	28	111							
3 P 4	12 3 P 4	12 3 P 4	12 3 D 6	18 1 D 6	6 6 B 8	48	19	108	5.68			
SGPI: SEM-I: 6.50 ; SEM-II: 5.11 ; SEM-III: 9.46 ; SEM-IV: 9.25 ; SEM-V: 8.35 ; SEM-VI: 6.32 ; SEM-VII: -- ; CGPI: --												
CREDITS: SEM-I: 27 ; SEM-II: 27 ; SEM-III: 24 ; SEM-IV: 24 ; SEM-V: 23 ; SEM-VI: 22 ; SEM-VII: --												
MARKS: SEM-I:379/750; SEM-II:434/750; SEM-III:612/750; SEM-IV:629/775; SEM-V:575/775; SEM-VI:430/750; SEM-VII:-- ; TOTAL: --												

01. ECC801	OPTICAL COMMUNICATION AND NETWORKS					04. ECCDLO8013	WIRELESS NETWORKS				08. ECCDLO8022	SATELLITE AND NANO SATELLITE COMMUNICATION
13. ILO 8012	FINANCE MANAGEMENT					21. ECL801	OPTICAL COMMUNICATION & NETWORKS LAB				22. ECP801	MAJOR PROJECT II

1038525	BATHIJA ARYAN AJIT KIRAN											
43	42	34	54	13	32							
9	9	19	18	16	50		P		RLE		339	
52	51	53	72	29	82							
3 D 6	18 3 D 6	18 3 D 6	18 3 B 8	24 1 D 6	6 6 D 6	36	19	120	6.32			
SGPI: SEM-I: 5.61 ; SEM-II: 5.59 ; SEM-III: 9.33 ; SEM-IV: 9.29 ; SEM-V: 8.17 ; SEM-VI: 6.64 ; SEM-VII: -- ; CGPI: --												
CREDITS: SEM-I: 27 ; SEM-II: 27 ; SEM-III: 24 ; SEM-IV: 24 ; SEM-V: 23 ; SEM-VI: 22 ; SEM-VII: --												
MARKS: SEM-I:402/750; SEM-II:401/750; SEM-III:617/750; SEM-IV:638/775; SEM-V:564/775; SEM-VI:476/750; SEM-VII:-- ; TOTAL: --												

/- FEMALE, #- 0.229, @- 0.5042/0.5043, *- 0.5045, \$- Carried Forward Grade, ~- Dyslexia, A/ABS- Absent, F- Fails, P- Passes												
RR- Reserved, RLE- Reserve for Lower Examination, RPV- Provisional, RCC- 0.5050, ADC- Admission Cancelled												
G:Grade, GP:Grade Point, C:Credits, ãC:Sum of Credit Points, ãCG:Sum of Product of Credits & Grades												
SGPI:Semester Grade Performance Index = ãCG/ãC, CGPI:Cumulative Grade Performance Index												
% Marks : 80 and Above 75-79.99 70-74.99 60-69.99 50-59.99 45-49.99 40-44.99 Less Than 40												
Grade / Gr. Pt. : O / 10 A / 9 B / 8 C / 7 D / 6 E / 5 P / 4 F / 0												

Dr. G. T. Thanpi
PRINCIPAL
Thadomal Shahani Engineering College
Bandra (W), Mumbai - 400 050.



SEAT_NO	NAME	<Course-I>	<Course-II>	<Course-III>	<Course-IV>	<Course-V>	<Course-VII>	RESULT	REMARK	TOTAL MARKS
Th(80/32)	Th(80/32)	Th(80/32)	Th(80/32)	Tw(25/10)	Tw(50/20)					OUT OF 600
In(20/08)	In(20/08)	In(20/08)	In(20/08)	Pr/Or(25/10)	Pr/Or(100/40)					
Total	Total	Total	Total	Total	Total					
C G GP C*G	C G GP C*G	C G GP C*G	C G GP C*G	C G GP C*G	C G GP C*G			ãC	ãCG	SGPI
01. ECC801	OPTICAL COMMUNICATION AND NETWORKS			03. ECCDLO8012	NATURAL LANGUAGE PROCESSING			11. ECCDLO8025	AUGMENTED REALITY AND VIRTUAL REALITY	
13. ILO 8012	FINANCE MANAGEMENT			21. ECL801	OPTICAL COMMUNICATION & NETWORKS LAB			22. ECP801	MAJOR PROJECT II	
6009856	ALMEIDA SHAUN BASIL FLAVIA									
56	51	45	60	24	48					
19	20	18	18	23	98			P		480
75	71	63	78	47	146					
3 A 9 27 3 B 8 24 3 C 7 21 3 A 9 27 1 O 10 10 6 O 10 60								19 169	8.89	
SGPI: SEM-I: 7.72 ; SEM-II: 9.05 ; SEM-III: 9.25 ; SEM-IV: 9.38 ; SEM-V: 9.57 ; SEM-VI: 9.73 ; SEM-VII: 8.20 ; CGPI: 9.02										
CREDITS: SEM-I: 18 ; SEM-II: 20 ; SEM-III: 24 ; SEM-IV: 24 ; SEM-V: 23 ; SEM-VI: 22 ; SEM-VII: 20										
MARKS: SEM-I:475/675; SEM-II:576/725; SEM-III:609/750; SEM-IV:638/775; SEM-V:682/775; SEM-VI:644/750; SEM-VII:489/650; TOTAL: 4593/5700 (80.58%)										
6009857	GUPTA AAYUSH RAJESH LATA									
40	40	40	55	14	48					
14	11	12	13	15	96			P		398
54	51	52	68	29	144					
3 D 6 18 3 D 6 18 3 D 6 18 3 C 7 21 1 D 6 6 6 O 10 60								19 141	7.42	
SGPI: SEM-I: 6.64 ; SEM-II: 7.15 ; SEM-III: 9.71 ; SEM-IV: 9.38 ; SEM-V: 9.22 ; SEM-VI: 7.64 ; SEM-VII: 7.45 ; CGPI: 8.18										
CREDITS: SEM-I: 18 ; SEM-II: 20 ; SEM-III: 24 ; SEM-IV: 24 ; SEM-V: 23 ; SEM-VI: 22 ; SEM-VII: 20										
MARKS: SEM-I:412/675; SEM-II:463/725; SEM-III:655/750; SEM-IV:648/775; SEM-V:615/775; SEM-VI:506/750; SEM-VII:427/650; TOTAL: 4124/5700 (72.35%)										
6009858	MENON ASHWIN SIVAKUMAR NIMI									
38	32	35	50	13	44					
9	14	15	17	16	96			P		379
47	46	50	67	29	140					
3 E 5 15 3 E 5 15 3 D 6 18 3 C 7 21 1 D 6 6 6 O 10 60								19 135	7.11	
SGPI: SEM-I: 7.72 ; SEM-II: 8.25 ; SEM-III: 9.92 ; SEM-IV: 9.96 ; SEM-V: 9.61 ; SEM-VI: 7.41 ; SEM-VII: 6.25 ; CGPI: 8.38										
CREDITS: SEM-I: 18 ; SEM-II: 20 ; SEM-III: 24 ; SEM-IV: 24 ; SEM-V: 23 ; SEM-VI: 22 ; SEM-VII: 20										
MARKS: SEM-I:471/675; SEM-II:531/725; SEM-III:642/750; SEM-IV:675/775; SEM-V:651/775; SEM-VI:500/750; SEM-VII:363/650; TOTAL: 4212/5700 (73.89%)										
/- FEMALE, #- 0.229, @- 0.5042/0.5043, *- 0.5045, \$- Carried Forward Grade, -- Dyslexia, A/ABS- Absent, F- Fails, P- Passes										
RR- Reserved, RLE- Reserve for Lower Examination, RPV- Provisional, RCC- 0.5050, ADC- Admission Cancelled										
G:Grade, GP:Grade Point, C:Credits, ãC:Sum of Credit Points, ãCG:Sum of Product of Credits & Grades										
SGPI:Semester Grade Performance Index = ãCG/ãC, CGPI:Cumulative Grade Performance Index										
% Marks : 80 and Above 75-79.99 70-74.99 60-69.99 50-59.99 45-49.99 40-44.99 Less Than 40										
Grade / Gr. Pt. : O / 10 A / 9 B / 8 C / 7 D / 6 E / 5 P / 4 F / 0										

Dr. G. T. Thanpi
PRINCIPAL
Thadomal Shahani Engineering College
Bandra (W), Mumbai - 400 050.



SEAT_NO	NAME	<Course-I>	<Course-II>	<Course-III>	<Course-IV>	<Course-V>	<Course-VII>	TOTAL MARKS			
		Th(80/32)	Th(80/32)	Th(80/32)	Th(80/32)	Tw(25/10)	Tw(50/20)	OUT OF 600			
		In(20/08)	In(20/08)	In(20/08)	In(20/08)	Pr/Or(25/10)	Pr/Or(100/40)	RESULT	REMARK		
		Total	Total	Total	Total	Total	Total	ãC	ãCG	SGPI	
		C G GP C*G	C G GP C*G	C G GP C*G	C G GP C*G	C G GP C*G	C G GP C*G				
01. ECC801	OPTICAL COMMUNICATION AND NETWORKS					03. ECCDLO8012	NATURAL LANGUAGE PROCESSING			11. ECCDLO8025	AUGMENTED REALITY AND VIRTUAL REALITY
13. ILO 8012	FINANCE MANAGEMENT					21. ECL801	OPTICAL COMMUNICATION & NETWORKS LAB			22. ECP801	MAJOR PROJECT II
6009859	NAIR ARYAN RAJEEV PRIYA										
		42	36	40	39	13	44				
		9	13	16	19	16	96	P	RLE	383	
		51	49	56	58	29	140				
		3 D 6 18 3 E 5 15 3 D 6 18 3 D 6 18 1 D 6 6 6 O 10 60						19	135	7.11	
		SGPI: SEM-I: 7.08 ; SEM-II: 7.93 ; SEM-III: 9.50 ; SEM-IV: 9.50 ; SEM-V: 8.22 ; SEM-VI: 6.41 ; SEM-VII: -- ; CGPI: --									
		CREDITS: SEM-I: 18 ; SEM-II: 20 ; SEM-III: 24 ; SEM-IV: 24 ; SEM-V: 23 ; SEM-VI: 22 ; SEM-VII: --									
		MARKS: SEM-I:437/675; SEM-II:503/725; SEM-III:619/750; SEM-IV:626/775; SEM-V:565/775; SEM-VI:435/750; SEM-VII:-- ; TOTAL: --									
6009860	PUROHIT NAMAN DINESH SHILPA										
		33	40	37	58	14	40				
		10	11	17	18	17	90	P	RLE	385	
		43	51	54	76	31	130				
		3 P 4 12 3 D 6 18 3 D 6 18 3 A 9 27 1 C 7 7 6 O 10 60						19	142	7.47	
		SGPI: SEM-I: 5.64 ; SEM-II: 7.70 ; SEM-III: 8.96 ; SEM-IV: 9.46 ; SEM-V: 8.96 ; SEM-VI: 7.36 ; SEM-VII: -- ; CGPI: --									
		CREDITS: SEM-I: 18 ; SEM-II: 20 ; SEM-III: 24 ; SEM-IV: 24 ; SEM-V: 23 ; SEM-VI: 22 ; SEM-VII: --									
		MARKS: SEM-I:369/675; SEM-II:503/725; SEM-III:599/750; SEM-IV:652/775; SEM-V:603/775; SEM-VI:488/750; SEM-VII:-- ; TOTAL: --									
6009861	RAJPUROHIT GRANTH RATAN ASHA										
		36E	25F	40E	41E	14E	42E				
		9E	8E	13E	15E	16E	95E	F		354	
		45	--	53	56	30	137				
		3 E 5 15 - - - - 3 D 6 18 3 D 6 18 1 C 7 7 6 O 10 60						16	118	--	
		SGPI: SEM-I: 7.03 ; SEM-II: 7.68 ; SEM-III: 9.17 ; SEM-IV: 8.21 ; SEM-V: 7.83 ; SEM-VI: 6.77 ; SEM-VII: -- ; CGPI: --									
		CREDITS: SEM-I: 18 ; SEM-II: 20 ; SEM-III: 24 ; SEM-IV: 24 ; SEM-V: 23 ; SEM-VI: 22 ; SEM-VII: --									
		MARKS: SEM-I:436/675; SEM-II:483/725; SEM-III:585/750; SEM-IV:571/775; SEM-V:541/775; SEM-VI:463/750; SEM-VII:-- ; TOTAL: --									
/- FEMALE, #- 0.229, @- 0.5042/0.5043, *- 0.5045, \$- Carried Forward Grade, -- Dyslexia, A/ABS- Absent, F- Fails, P- Passes											
RR- Reserved, RLE- Reserve for Lower Examination, RPV- Provisional, RCC- 0.5050, ADC- Admission Cancelled											
G:Grade, GP:Grade Point, C:Credits, ãC:Sum of Credit Points, ãCG:Sum of Product of Credits & Grades											
SGPI:Semester Grade Performance Index = ãCG/ãC, CGPI:Cumulative Grade Performance Index											
% Marks : 80 and Above 75-79.99 70-74.99 60-69.99 50-59.99 45-49.99 40-44.99 Less Than 40											
Grade / Gr. Pt. : O / 10 A / 9 B / 8 C / 7 D / 6 E / 5 P / 4 F / 0											

Dr. G. T. Thanpi
PRINCIPAL
Thadomal Shahani Engineering College
Bandra (W), Mumbai - 400 050.



SEAT_NO	NAME	<Course-I>	<Course-II>	<Course-III>	<Course-IV>	<Course-V>	<Course-VII>	RESULT	REMARK	TOTAL MARKS	
Th(80/32)	Th(80/32)	Th(80/32)	Th(80/32)	Th(80/32)	Tw(25/10)	Tw(50/20)				OUT OF 600	
In(20/08)	In(20/08)	In(20/08)	In(20/08)	In(20/08)	Pr/Or(25/10)	Pr/Or(100/40)					
Total	Total	Total	Total	Total	Total	Total					
C G GP C*G	C G GP C*G	C G GP C*G	C G GP C*G	C G GP C*G	C G GP C*G	C G GP C*G	äC	äCG	SGPI		
01. ECC801	OPTICAL COMMUNICATION AND NETWORKS				03. ECCDLO8012	NATURAL LANGUAGE PROCESSING				11. ECCDLO8025	AUGMENTED REALITY AND VIRTUAL REALITY
13. ILO 8012	FINANCE MANAGEMENT				21. ECL801	OPTICAL COMMUNICATION & NETWORKS LAB				22. ECP801	MAJOR PROJECT II
6009862	TRIVEDI KANVA JAYDEEP DRISHTI										
38	34	32	51	13	40						
12	11	12	12	16	90				P	RLE	361
50	45	44	63	29	130						
3 D 6	18 3 E 5	15 3 P 4	12 3 C 7	21 1 D 6	6 6 6 O 10	60	19	132	6.95		
SGPI: SEM-I: 5.58 ; SEM-II: 7.08 ; SEM-III: 9.63 ; SEM-IV: 9.75 ; SEM-V: 9.52 ; SEM-VI: 7.27 ; SEM-VII: -- ; CGPI: --											
CREDITS: SEM-I: 18 ; SEM-II: 20 ; SEM-III: 24 ; SEM-IV: 24 ; SEM-V: 23 ; SEM-VI: 22 ; SEM-VII: --											
MARKS: SEM-I:365/675; SEM-II:462/725; SEM-III:627/750; SEM-IV:667/775; SEM-V:652/775; SEM-VI:504/750; SEM-VII:-- ; TOTAL: --											
01. ECC801	OPTICAL COMMUNICATION AND NETWORKS				04. ECCDLO8013	WIRELESS NETWORKS				11. ECCDLO8025	AUGMENTED REALITY AND VIRTUAL REALITY
13. ILO 8012	FINANCE MANAGEMENT				21. ECL801	OPTICAL COMMUNICATION & NETWORKS LAB				22. ECP801	MAJOR PROJECT II
6009863	JAIN HARSH VINOD REKHA										
33	60	41	54	14	42						
11	12	13	20	15	95				P		410
44	72	54	74	29	137						
3 P 4	12 3 B 8	24 3 D 6	18 3 B 8	24 1 D 6	6 6 6 O 10	60	19	144	7.58		
SGPI: SEM-I: 6.25 ; SEM-II: 7.05 ; SEM-III: 9.08 ; SEM-IV: 9.25 ; SEM-V: 7.78 ; SEM-VI: 8.00 ; SEM-VII: 6.75 ; CGPI: 7.81											
CREDITS: SEM-I: 18 ; SEM-II: 20 ; SEM-III: 24 ; SEM-IV: 24 ; SEM-V: 23 ; SEM-VI: 22 ; SEM-VII: 20											
MARKS: SEM-I:389/675; SEM-II:464/725; SEM-III:597/750; SEM-IV:634/775; SEM-V:541/775; SEM-VI:534/750; SEM-VII:386/650; TOTAL: 3955/5700 (69.39%)											
01. ECC801	OPTICAL COMMUNICATION AND NETWORKS				03. ECCDLO8012	NATURAL LANGUAGE PROCESSING				11. ECCDLO8025	AUGMENTED REALITY AND VIRTUAL REALITY
12. ILO 8011	PROJECT MANAGEMENT				21. ECL801	OPTICAL COMMUNICATION & NETWORKS LAB				22. ECP801	MAJOR PROJECT II
6009864	BAJAJ ISHAAN HEMANT ANJU										
33	56	46	66	16	40						
15	13	17	16	17	70				P		405
48	69	63	82	33	110						
3 E 5	15 3 C 7	21 3 C 7	21 3 O 10	30 1 C 7	7 7 6 B 8	48	19	142	7.47		
SGPI: SEM-I: 5.72 ; SEM-II: 7.30 ; SEM-III: 9.00 ; SEM-IV: 9.42 ; SEM-V: 8.83 ; SEM-VI: 8.00 ; SEM-VII: 7.45 ; CGPI: 8.01											
CREDITS: SEM-I: 18 ; SEM-II: 20 ; SEM-III: 24 ; SEM-IV: 24 ; SEM-V: 23 ; SEM-VI: 22 ; SEM-VII: 20											
MARKS: SEM-I:378/675; SEM-II:471/725; SEM-III:595/750; SEM-IV:644/775; SEM-V:602/775; SEM-VI:529/750; SEM-VII:427/650; TOTAL: 4051/5700 (71.07%)											
/- FEMALE, #- 0.229, @- 0.5042/0.5043, *- 0.5045, \$- Carried Forward Grade, ~- Dyslexia, A/ABS- Absent, F- Fails, P- Passes											
RR- Reserved, RLE- Reserve for Lower Examination, RPV- Provisional, RCC- 0.5050, ADC- Admission Cancelled											
G:Grade, GP:Grade Point, C:Credits, äC:Sum of Credit Points, äCG:Sum of Product of Credits & Grades											
SGPI:Semester Grade Performance Index = äCG/äC, CGPI:Cumulative Grade Performance Index											
% Marks : 80 and Above 75-79.99 70-74.99 60-69.99 50-59.99 45-49.99 40-44.99 Less Than 40											
Grade / Gr. Pt. : O / 10 A / 9 B / 8 C / 7 D / 6 E / 5 P / 4 F / 0											

Dr. G. T. Thanpi
PRINCIPAL
Thadomal Shahani Engineering College
Bandra (W), Mumbai - 400 050.



SEAT_NO	NAME	<Course-I>	<Course-II>	<Course-III>	<Course-IV>	<Course-V>	<Course-VII>	RESULT	REMARK	TOTAL MARKS
Th(80/32)	Th(80/32)	Th(80/32)	Th(80/32)	Tw(25/10)	Tw(50/20)					OUT OF 600
In(20/08)	In(20/08)	In(20/08)	In(20/08)	Pr/Or(25/10)	Pr/Or(100/40)					
Total	Total	Total	Total	Total	Total					
C G GP C*G	C G GP C*G	C G GP C*G	C G GP C*G	C G GP C*G	C G GP C*G			ãC	ãCG	SGPI
01. ECC801	OPTICAL COMMUNICATION AND NETWORKS			03. ECCDLO8012	NATURAL LANGUAGE PROCESSING			11. ECCDLO8025	AUGMENTED REALITY AND VIRTUAL REALITY	
12. ILO 8011	PROJECT MANAGEMENT			21. ECL801	OPTICAL COMMUNICATION & NETWORKS LAB			22. ECP801	MAJOR PROJECT II	

6009865	BAXANI ROHIT SUNIL ANITA									
40	54	47	45	18	46					
14	17	18	15	18	97			P	RLE	429
54	71	65	60	36	143					
3 D 6	18 3 B 8 24	3 C 7 21	3 C 7 21	1 B 8 8	6 O 10 60			19	152	8.00
(DIPLOMA STUDENT)										
SGPI: SEM-III: 9.83 ; SEM-IV: 9.83 ; SEM-V: 9.00 ; SEM-VI: 8.95 ; SEM-VII: -- ; CGPI: --										
CREDITS: SEM-III: 24 ; SEM-IV: 24 ; SEM-V: 23 ; SEM-VI: 22 ; SEM-VII: --										
MARKS: SEM-III:641/750; SEM-IV:666/775; SEM-V:612/775; SEM-VI:583/750; SEM-VII:-- ; TOTAL: --										

6009866	CHAUDHARY RITESH RADHESHYAM GAYATRI									
55	56	47	46	16	48					
15	16	17	17	17	94			P		444
70	72	64	63	33	142					
3 B 8	24 3 B 8 24	3 C 7 21	3 C 7 21	1 C 7 7	6 O 10 60			19	157	8.26
SGPI: SEM-I: 8.39 ; SEM-II: 9.50 ; SEM-III:10.00 ; SEM-IV:10.00 ; SEM-V: 9.83 ; SEM-VI: 9.86 ; SEM-VII: 7.85 ; CGPI: 9.28										
CREDITS: SEM-I: 18 ; SEM-II: 20 ; SEM-III: 24 ; SEM-IV: 24 ; SEM-V: 23 ; SEM-VI: 22 ; SEM-VII: 20										
MARKS: SEM-I:504/675; SEM-II:604/725; SEM-III:668/750; SEM-IV:698/775; SEM-V:680/775; SEM-VI:631/750; SEM-VII:453/650; TOTAL: 4682/5700 (82.14%)										

6009867	KADAKA HUSSAIN AKBAR ZAINAB									
64	56	42	64	17	48					
15	20	17	17	17	94			P		471
79	76	59	81	34	142					
3 A 9	27 3 A 9 27	3 D 6 18	3 O 10 30	1 C 7 7	6 O 10 60			19	169	8.89
SGPI: SEM-I: 8.78 ; SEM-II: 8.65 ; SEM-III: 9.54 ; SEM-IV: 9.96 ; SEM-V: 9.61 ; SEM-VI: 9.50 ; SEM-VII: 8.15 ; CGPI: 9.18										
CREDITS: SEM-I: 18 ; SEM-II: 20 ; SEM-III: 24 ; SEM-IV: 24 ; SEM-V: 23 ; SEM-VI: 22 ; SEM-VII: 20										
MARKS: SEM-I:519/675; SEM-II:568/725; SEM-III:623/750; SEM-IV:689/775; SEM-V:667/775; SEM-VI:601/750; SEM-VII:459/650; TOTAL: 4597/5700 (80.65%)										

/- FEMALE, #- 0.229, @- 0.5042/0.5043, *- 0.5045, \$- Carried Forward Grade, -- Dyslexia, A/ABS- Absent, F- Fails, P- Passes										
RR- Reserved, RLE- Reserve for Lower Examination, RPV- Provisional, RCC- 0.5050, ADC- Admission Cancelled										
G:Grade, GP:Grade Point, C:Credits, ãC:Sum of Credit Points, ãCG:Sum of Product of Credits & Grades										
SGPI:Semester Grade Performance Index = ãCG/ãC, CGPI:Cumulative Grade Performance Index										
% Marks : 80 and Above 75-79.99 70-74.99 60-69.99 50-59.99 45-49.99 40-44.99 Less Than 40										
Grade / Gr. Pt. : O / 10 A / 9 B / 8 C / 7 D / 6 E / 5 P / 4 F / 0										

Dr. G. T. Thanpi
PRINCIPAL
Thadomal Shahani Engineering College
Bandra (W), Mumbai - 400 050.



SEAT_NO	NAME	<Course-I>	<Course-II>	<Course-III>	<Course-IV>	<Course-V>	<Course-VII>	RESULT	REMARK	TOTAL MARKS
Th(80/32)	Th(80/32)	Th(80/32)	Th(80/32)	Tw(25/10)	Tw(50/20)					OUT OF 600
In(20/08)	In(20/08)	In(20/08)	In(20/08)	Pr/Or(25/10)	Pr/Or(100/40)					
Total	Total	Total	Total	Total	Total					
C G GP C*G	C G GP C*G	C G GP C*G	C G GP C*G	C G GP C*G	C G GP C*G			ãC	ãCG	SGPI
01. ECC801	OPTICAL COMMUNICATION AND NETWORKS			03. ECCDLO8012	NATURAL LANGUAGE PROCESSING	11. ECCDLO8025	AUGMENTED REALITY AND VIRTUAL REALITY			
12. ILO 8011	PROJECT MANAGEMENT			21. ECL801	OPTICAL COMMUNICATION & NETWORKS LAB	22. ECP801	MAJOR PROJECT II			

6009868	MANIPUR RAHIL SUDHIR RENUKA									
38	43	46	45	16	46					
16	14	19	18	16	97			P		414
54	57	65	63	32	143					
3 D 6	18 3 D 6	18 3 C 7 21	3 C 7 21	1 C 7 7	6 O 10 60			19	145	7.63
SGPI: SEM-I: 7.89 ; SEM-II: 8.75 ; SEM-III: 9.38 ; SEM-IV: 9.29 ; SEM-V: 9.57 ; SEM-VI: 8.05 ; SEM-VII: 6.60 ; CGPI: 8.47										
CREDITS: SEM-I: 18 ; SEM-II: 20 ; SEM-III: 24 ; SEM-IV: 24 ; SEM-V: 23 ; SEM-VI: 22 ; SEM-VII: 20										
MARKS: SEM-I:486/675; SEM-II:558/725; SEM-III:626/750; SEM-IV:641/775; SEM-V:645/775; SEM-VI:552/750; SEM-VII:382/650; TOTAL: 4304/5700 (75.51%)										

6009869	/MIRGHANI HIRTIKA MAHESH RAKHI									
54	53	40	50	22	42					
17	20	17	17	20	90			P		442
71	73	57	67	42	132					
3 B 8	24 3 B 8	24 3 D 6 18	3 C 7 21	1 O 10 10	6 O 10 60			19	157	8.26
SGPI: SEM-I: 8.17 ; SEM-II: 9.80 ; SEM-III:10.00 ; SEM-IV: 9.96 ; SEM-V: 9.74 ; SEM-VI: 9.36 ; SEM-VII: 7.60 ; CGPI: 9.18										
CREDITS: SEM-I: 18 ; SEM-II: 20 ; SEM-III: 24 ; SEM-IV: 24 ; SEM-V: 23 ; SEM-VI: 22 ; SEM-VII: 20										
MARKS: SEM-I:499/675; SEM-II:624/725; SEM-III:684/750; SEM-IV:702/775; SEM-V:668/775; SEM-VI:597/750; SEM-VII:446/650; TOTAL: 4662/5700 (81.79%)										

6009870	NAIR GOVIND VENUGOPAL ANITHA									
44	35	38	64	14	48					
8	10	15	17	18	98			P	RLE	409
52	45	53	81	32	146					
3 D 6	18 3 E 5 15	3 D 6 18	3 O 10 30	1 C 7 7	6 O 10 60			19	148	7.79
SGPI: SEM-I: 7.94 ; SEM-II: 8.75 ; SEM-III: 9.75 ; SEM-IV: 9.96 ; SEM-V: 9.57 ; SEM-VI: 8.05 ; SEM-VII: -- ; CGPI: --										
CREDITS: SEM-I: 18 ; SEM-II: 20 ; SEM-III: 24 ; SEM-IV: 24 ; SEM-V: 23 ; SEM-VI: 22 ; SEM-VII: --										
MARKS: SEM-I:485/675; SEM-II:565/725; SEM-III:655/750; SEM-IV:677/775; SEM-V:639/775; SEM-VI:533/750; SEM-VII:-- ; TOTAL: --										

/- FEMALE, #- 0.229, @- 0.5042/0.5043, *- 0.5045, \$- Carried Forward Grade, -- Dyslexia, A/ABS- Absent, F- Fails, P- Passes										
RR- Reserved, RLE- Reserve for Lower Examination, RPV- Provisional, RCC- 0.5050, ADC- Admission Cancelled										
G:Grade, GP:Grade Point, C:Credits, ãC:Sum of Credit Points, ãCG:Sum of Product of Credits & Grades										
SGPI:Semester Grade Performance Index = ãCG/ãC, CGPI:Cumulative Grade Performance Index										
% Marks : 80 and Above 75-79.99 70-74.99 60-69.99 50-59.99 45-49.99 40-44.99 Less Than 40										
Grade / Gr. Pt. : O / 10 A / 9 B / 8 C / 7 D / 6 E / 5 P / 4 F / 0										

Dr. G. T. Thanpi
PRINCIPAL
Thadomal Shahani Engineering College
Bandra (W), Mumbai - 400 050.



SEAT_NO	NAME	<Course-I>	<Course-II>	<Course-III>	<Course-IV>	<Course-V>	<Course-VII>				TOTAL MARKS				
		Th(80/32)	Th(80/32)	Th(80/32)	Th(80/32)	Tw(25/10)	Tw(50/20)				OUT OF 600				
		In(20/08)	In(20/08)	In(20/08)	In(20/08)	Pr/Or(25/10)	Pr/Or(100/40)	RESULT	REMARK						
		Total	Total	Total	Total	Total	Total								
		C G GP C*G	C G GP C*G	C G GP C*G	C G GP C*G	C G GP C*G	C G GP C*G	ãC	ãCG	SGPI					
01.	ECC801	OPTICAL COMMUNICATION AND NETWORKS					03.	ECCDLO8012	NATURAL LANGUAGE PROCESSING			11.	ECCDLO8025	AUGMENTED REALITY AND VIRTUAL REALITY	
12.	ILO 8011	PROJECT MANAGEMENT					21.	ECL801	OPTICAL COMMUNICATION & NETWORKS LAB			22.	ECP801	MAJOR PROJECT II	

6009871	PANDEY SACHIDANAND ANAND PUSHPA ANAND PANDEY														
38	38	46	59	20	46				424						
16	12	19	17	18	95	P									
54	50	65	76	38	141										
3 D 6	18 3 D 6	18 3 C 7 21	3 A 9 27	1 A 9 9	6 O 10 60	19	153	8.05							
SGPI: SEM-I: 7.03 ; SEM-II: 9.03 ; SEM-III: 9.50 ; SEM-IV:10.00 ; SEM-V: 9.57 ; SEM-VI: 9.05 ; SEM-VII: 7.45 ; CGPI: 8.80															
CREDITS: SEM-I: 18 ; SEM-II: 20 ; SEM-III: 24 ; SEM-IV: 24 ; SEM-V: 23 ; SEM-VI: 22 ; SEM-VII: 20															
MARKS: SEM-I:449/675; SEM-II:580/725; SEM-III:635/750; SEM-IV:681/775; SEM-V:670/775; SEM-VI:603/750; SEM-VII:427/650; TOTAL: 4469/5700 (78.40%)															

6009872	PARALKAR PRABHAT NITIN BHAVANA														
46	38	41	51	12	44				395						
11	10	16	16	15	95	P									
57	48	57	67	27	139										
3 D 6	18 3 E 5	15 3 D 6 18	3 C 7 21	1 D 6 6	6 O 10 60	19	138	7.26							
SGPI: SEM-I: 7.81 ; SEM-II: 8.45 ; SEM-III: 9.75 ; SEM-IV: 9.83 ; SEM-V: 9.57 ; SEM-VI: 8.33 ; SEM-VII: 7.75 ; CGPI: 8.68															
CREDITS: SEM-I: 18 ; SEM-II: 20 ; SEM-III: 24 ; SEM-IV: 24 ; SEM-V: 23 ; SEM-VI: 22 ; SEM-VII: 20															
MARKS: SEM-I:478/675; SEM-II:542/725; SEM-III:660/750; SEM-IV:669/775; SEM-V:630/775; SEM-VI:555/750; SEM-VII:455/650; TOTAL: 4384/5700 (76.91%)															

6009873	PATEL HET JIGNESH SANGITA														
38	36	38	54	13	48				389						
8	12	13	15	16	98	P			RLE						
46	48	51	69	29	146										
3 E 5	15 3 E 5	15 3 D 6 18	3 C 7 21	1 D 6 6	6 O 10 60	19	135	7.11							
SGPI: SEM-I: 6.47 ; SEM-II: 8.20 ; SEM-III: 9.79 ; SEM-IV: 9.67 ; SEM-V: 9.17 ; SEM-VI: 8.55 ; SEM-VII: -- ; CGPI: --															
CREDITS: SEM-I: 18 ; SEM-II: 20 ; SEM-III: 24 ; SEM-IV: 24 ; SEM-V: 23 ; SEM-VI: 22 ; SEM-VII: --															
MARKS: SEM-I:396/675; SEM-II:542/725; SEM-III:646/750; SEM-IV:665/775; SEM-V:626/775; SEM-VI:553/750; SEM-VII:-- ; TOTAL: --															

/- FEMALE, #- 0.229, @- 0.5042/0.5043, *- 0.5045, \$- Carried Forward Grade, -- Dyslexia, A/ABS- Absent, F- Fails, P- Passes															
RR- Reserved, RLE- Reserve for Lower Examination, RPV- Provisional, RCC- 0.5050, ADC- Admission Cancelled															
G:Grade, GP:Grade Point, C:Credits, ãC:Sum of Credit Points, ãCG:Sum of Product of Credits & Grades															
SGPI:Semester Grade Performance Index = ãCG/ãC, CGPI:Cumulative Grade Performance Index															
% Marks : 80 and Above 75-79.99 70-74.99 60-69.99 50-59.99 45-49.99 40-44.99 Less Than 40															
Grade / Gr. Pt. : O / 10 A / 9 B / 8 C / 7 D / 6 E / 5 P / 4 F / 0															

Dr. G. T. Thanpi
PRINCIPAL
Thadomal Shahani Engineering College
Bandra (W), Mumbai - 400 050.



SEAT_NO	NAME	<Course-I>	<Course-II>	<Course-III>	<Course-IV>	<Course-V>	<Course-VII>	RESULT	REMARK	TOTAL MARKS
Th(80/32)	Th(80/32)	Th(80/32)	Th(80/32)	Tw(25/10)	Tw(50/20)					OUT OF 600
In(20/08)	In(20/08)	In(20/08)	In(20/08)	Pr/Or(25/10)	Pr/Or(100/40)					
Total	Total	Total	Total	Total	Total					
C G GP C*G	C G GP C*G	C G GP C*G	C G GP C*G	C G GP C*G	C G GP C*G			ãC	ãCG	SGPI
01. ECC801	OPTICAL COMMUNICATION AND NETWORKS			03. ECCDLO8012	NATURAL LANGUAGE PROCESSING			11. ECCDLO8025	AUGMENTED REALITY AND VIRTUAL REALITY	
12. ILO 8011	PROJECT MANAGEMENT			21. ECL801	OPTICAL COMMUNICATION & NETWORKS LAB			22. ECP801	MAJOR PROJECT II	

6009874 /PAWAR SHIVANI ATUL ASHWINI										
51	43	42	54	15	36					
15	10	17	15	15	81			P	RLE	394
66	53	59	69	30	117					
3 C 7 21 3 D 6 18 3 D 6 18 3 C 7 21 1 C 7 7 6 A 9 54								19 139	7.32	
(DIPLOMA STUDENT)										
SGPI: SEM-III: 9.54 ; SEM-IV:10.00 ; SEM-V: 9.30 ; SEM-VI: 8.23 ; SEM-VII: -- ; CGPI: --										
CREDITS: SEM-III: 24 ; SEM-IV: 24 ; SEM-V: 23 ; SEM-VI: 22 ; SEM-VII: --										
MARKS: SEM-III:634/750; SEM-IV:694/775; SEM-V:626/775; SEM-VI:543/750; SEM-VII:-- ; TOTAL: --										

6009875 PILLAI SASHANK ARUNACHALAM SELVI										
25F	32E	33E	47E	24E	46E					
18E	17E	19E	17E	22E	97E			F		397
--	49	52	64	46	143					
-- -- -- 3 E 5 15 3 D 6 18 3 C 7 21 1 O 10 10 6 O 10 60								16 124	--	
SGPI: SEM-I: 7.86 ; SEM-II: 8.50 ; SEM-III: 9.75 ; SEM-IV: 9.04 ; SEM-V: 9.09 ; SEM-VI: 9.05 ; SEM-VII: 7.45 ; CGPI: --										
CREDITS: SEM-I: 18 ; SEM-II: 20 ; SEM-III: 24 ; SEM-IV: 24 ; SEM-V: 23 ; SEM-VI: 22 ; SEM-VII: 20										
MARKS: SEM-I:469/675; SEM-II:551/725; SEM-III:651/750; SEM-IV:641/775; SEM-V:625/775; SEM-VI:594/750; SEM-VII:428/650; TOTAL: --										

6009876 POOJARI YASH NANDAN NALINI										
38	33	35	46	13	40					
8	12	15	15	16	90			P		361
46	45	50	61	29	130					
3 E 5 15 3 E 5 15 3 D 6 18 3 C 7 21 1 D 6 6 6 O 10 60								19 135	7.11	
SGPI: SEM-I: 6.19 ; SEM-II: 8.15 ; SEM-III:10.00 ; SEM-IV: 9.63 ; SEM-V: 9.26 ; SEM-VI: 7.50 ; SEM-VII: 6.15 ; CGPI: 8.13										
CREDITS: SEM-I: 18 ; SEM-II: 20 ; SEM-III: 24 ; SEM-IV: 24 ; SEM-V: 23 ; SEM-VI: 22 ; SEM-VII: 20										
MARKS: SEM-I:395/675; SEM-II:540/725; SEM-III:638/750; SEM-IV:654/775; SEM-V:625/775; SEM-VI:503/750; SEM-VII:353/650; TOTAL: 4069/5700 (71.39%)										

/- FEMALE, #- 0.229, @- 0.5042/0.5043, *- 0.5045, \$- Carried Forward Grade, -- Dyslexia, A/ABS- Absent, F- Fails, P- Passes										
RR- Reserved, RLE- Reserve for Lower Examination, RPV- Provisional, RCC- 0.5050, ADC- Admission Cancelled										
G:Grade, GP:Grade Point, C:Credits, ãC:Sum of Credit Points, ãCG:Sum of Product of Credits & Grades										
SGPI:Semester Grade Performance Index = ãCG/ãC, CGPI:Cumulative Grade Performance Index										
% Marks : 80 and Above 75-79.99 70-74.99 60-69.99 50-59.99 45-49.99 40-44.99 Less Than 40										
Grade / Gr. Pt. : O / 10 A / 9 B / 8 C / 7 D / 6 E / 5 P / 4 F / 0										

Dr. G. T. Thanpi
PRINCIPAL
Thadomal Shahani Engineering College
Bandra (W), Mumbai - 400 050.



SEAT_NO	NAME	<Course-I>	<Course-II>	<Course-III>	<Course-IV>	<Course-V>	<Course-VII>	TOTAL MARKS		
Th(80/32)	Th(80/32)	Th(80/32)	Th(80/32)	Tw(25/10)	Tw(50/20)	RESULT REMARK			OUT OF 600	
In(20/08)	In(20/08)	In(20/08)	In(20/08)	Pr/Or(25/10)	Pr/Or(100/40)					
Total	Total	Total	Total	Total	Total					
C G GP C*G	C G GP C*G	C G GP C*G	C G GP C*G	C G GP C*G	C G GP C*G	ãC	ãCG	SGPI		
01. ECC801	OPTICAL COMMUNICATION AND NETWORKS			03. ECCDLO8012	NATURAL LANGUAGE PROCESSING	11. ECCDLO8025	AUGMENTED REALITY AND VIRTUAL REALITY			
12. ILO 8011	PROJECT MANAGEMENT			21. ECL801	OPTICAL COMMUNICATION & NETWORKS LAB	22. ECP801	MAJOR PROJECT II			

6009877	PRABHU ANKUR PRABHAKAR MUKTA									
48	40	34	53	22	36					
18	16	19	17	17	81	P			401	
66	56	53	70	39	117					
3 C 7 21 3 D 6 18 3 D 6 18 3 B 8 24 1 A 9 9 6 A 9 54									19 144	7.58
(DIPLOMA STUDENT)										
SGPI: SEM-III: 9.88 ; SEM-IV:10.00 ; SEM-V: 9.22 ; SEM-VI: 9.09 ; SEM-VII: 7.75 ; CGPI: 9.00										
CREDITS: SEM-III: 24 ; SEM-IV: 24 ; SEM-V: 23 ; SEM-VI: 22 ; SEM-VII: 20										
MARKS: SEM-III:639/750; SEM-IV:693/775; SEM-V:627/775; SEM-VI:586/750; SEM-VII:448/650; TOTAL: 3394/4300 (78.93%)										

6009878	SAINI YOGESH BHAGWANRAM MEERA									
46E	23F	35E	32E	15E	48E					
11E	9E	12E	14E	16E	98E	F			359	
57	--	47	46	31	146					
3 D 6 18 - - -- 3 E 5 15 3 E 5 15 1 C 7 7 6 O 10 60									16 115	--
SGPI: SEM-I: 6.67 ; SEM-II: 7.95 ; SEM-III: 9.67 ; SEM-IV: 9.71 ; SEM-V: 9.17 ; SEM-VI: 7.91 ; SEM-VII: 6.30 ; CGPI: --										
CREDITS: SEM-I: 18 ; SEM-II: 20 ; SEM-III: 24 ; SEM-IV: 24 ; SEM-V: 23 ; SEM-VI: 22 ; SEM-VII: 20										
MARKS: SEM-I:429/675; SEM-II:528/725; SEM-III:635/750; SEM-IV:650/775; SEM-V:621/775; SEM-VI:523/750; SEM-VII:371/650; TOTAL: --										

6009879	SAMUDRALA ANIRUDH S V A PYDISSETTY SUBHALAXMI									
41	41	38	70	24	46					
19	19	17	16	22	97	P			450	
60	60	55	86	46	143					
3 C 7 21 3 C 7 21 3 D 6 18 3 O 10 30 1 O 10 10 6 O 10 60									19 160	8.42
SGPI: SEM-I: 8.22 ; SEM-II: 9.50 ; SEM-III: 9.75 ; SEM-IV:10.00 ; SEM-V: 8.78 ; SEM-VI: 8.91 ; SEM-VII: 7.45 ; CGPI: 8.93										
CREDITS: SEM-I: 18 ; SEM-II: 20 ; SEM-III: 24 ; SEM-IV: 24 ; SEM-V: 23 ; SEM-VI: 22 ; SEM-VII: 20										
MARKS: SEM-I:496/675; SEM-II:605/725; SEM-III:644/750; SEM-IV:687/775; SEM-V:620/775; SEM-VI:595/750; SEM-VII:437/650; TOTAL: 4534/5700 (79.54%)										

/- FEMALE, #- 0.229, @- 0.5042/0.5043, *- 0.5045, \$- Carried Forward Grade, -- Dyslexia, A/ABS- Absent, F- Fails, P- Passes										
RR- Reserved, RLE- Reserve for Lower Examination, RPV- Provisional, RCC- 0.5050, ADC- Admission Cancelled										
G:Grade, GP:Grade Point, C:Credits, ãC:Sum of Credit Points, ãCG:Sum of Product of Credits & Grades										
SGPI:Semester Grade Performance Index = ãCG/ãC, CGPI:Cumulative Grade Performance Index										
% Marks : 80 and Above 75-79.99 70-74.99 60-69.99 50-59.99 45-49.99 40-44.99 Less Than 40										
Grade / Gr. Pt. : O / 10 A / 9 B / 8 C / 7 D / 6 E / 5 P / 4 F / 0										

Dr. G. T. Thanpi
PRINCIPAL
Thadomal Shahani Engineering College
Bandra (W), Mumbai - 400 050.



SEAT_NO	NAME	<Course-I>	<Course-II>	<Course-III>	<Course-IV>	<Course-V>	<Course-VII>	TOTAL MARKS			
		Th(80/32)	Th(80/32)	Th(80/32)	Th(80/32)	Tw(25/10)	Tw(50/20)	OUT OF 600			
		In(20/08)	In(20/08)	In(20/08)	In(20/08)	Pr/Or(25/10)	Pr/Or(100/40)	RESULT	REMARK		
		Total	Total	Total	Total	Total	Total	ãC	ãCG	SGPI	
		C G GP C*G	C G GP C*G	C G GP C*G	C G GP C*G	C G GP C*G	C G GP C*G				
01.	ECC801	OPTICAL COMMUNICATION AND NETWORKS					03.	ECCDLO8012	NATURAL LANGUAGE PROCESSING		
12.	ILO 8011	PROJECT MANAGEMENT					21.	ECL801	OPTICAL COMMUNICATION & NETWORKS LAB		
		11. ECCDLO8025					AUGMENTED REALITY AND VIRTUAL REALITY				
		22. ECP801					MAJOR PROJECT II				
6009880	SHAH VANSH SAMEER JASMINA										
		42	45	39	52	20	46				
		14	13	13	13	22	94	P	RLE	413	
		56	58	52	65	42	140				
		3 D 6	18 3 D 6	18 3 D 6	18 3 C 7 21	1 O 10 10	6 O 10 60	19	145	7.63	
		SGPI: SEM-I: 5.92 ; SEM-II: 7.60 ; SEM-III: 9.75 ; SEM-IV: 9.58 ; SEM-V: 9.48 ; SEM-VI: 8.77 ; SEM-VII: -- ; CGPI: --									
		CREDITS: SEM-I: 18 ; SEM-II: 20 ; SEM-III: 24 ; SEM-IV: 24 ; SEM-V: 23 ; SEM-VI: 22 ; SEM-VII: --									
		MARKS: SEM-I:379/675; SEM-II:496/725; SEM-III:649/750; SEM-IV:661/775; SEM-V:647/775; SEM-VI:563/750; SEM-VII:-- ; TOTAL: --									
6009881	SHAIKH MOHAMMED NUDMAN RAZA HASEEM ZEENAT										
		42	34	33	49	17	48				
		15	11	16	12	18	96	P		391	
		57	45	49	61	35	144				
		3 D 6	18 3 E 5	15 3 E 5	15 3 C 7 21	1 B 8 8	6 O 10 60	19	137	7.21	
		SGPI: SEM-I: 6.81 ; SEM-II: 7.70 ; SEM-III: 9.71 ; SEM-IV: 8.92 ; SEM-V: 8.26 ; SEM-VI: 6.82 ; SEM-VII: 6.65 ; CGPI: 7.85									
		CREDITS: SEM-I: 18 ; SEM-II: 20 ; SEM-III: 24 ; SEM-IV: 24 ; SEM-V: 23 ; SEM-VI: 22 ; SEM-VII: 20									
		MARKS: SEM-I:418/675; SEM-II:502/725; SEM-III:627/750; SEM-IV:602/775; SEM-V:568/775; SEM-VI:474/750; SEM-VII:376/650; TOTAL: 3958/5700 (69.44%)									
6009882	SHETTY RACHIT BHASKAR PRATIBHA										
		37	45	51	53	14	46				
		8	13	16	13	21	94	P		411	
		45	58	67	66	35	140				
		3 E 5	15 3 D 6	18 3 C 7 21	3 C 7 21	1 B 8 8	6 O 10 60	19	143	7.53	
		SGPI: SEM-I: 5.81 ; SEM-II: 7.05 ; SEM-III: 9.38 ; SEM-IV: 9.42 ; SEM-V: 8.39 ; SEM-VI: 8.00 ; SEM-VII: 7.00 ; CGPI: 7.93									
		CREDITS: SEM-I: 18 ; SEM-II: 20 ; SEM-III: 24 ; SEM-IV: 24 ; SEM-V: 23 ; SEM-VI: 22 ; SEM-VII: 20									
		MARKS: SEM-I:382/675; SEM-II:469/725; SEM-III:625/750; SEM-IV:634/775; SEM-V:580/775; SEM-VI:535/750; SEM-VII:413/650; TOTAL: 4049/5700 (71.04%)									
/- FEMALE, #- 0.229, @- 0.5042/0.5043, *- 0.5045, \$- Carried Forward Grade, -- Dyslexia, A/ABS- Absent, F- Fails, P- Passes											
RR- Reserved, RLE- Reserve for Lower Examination, RPV- Provisional, RCC- 0.5050, ADC- Admission Cancelled											
G:Grade, GP:Grade Point, C:Credits, ãC:Sum of Credit Points, ãCG:Sum of Product of Credits & Grades											
SGPI:Semester Grade Performance Index = ãCG/ãC, CGPI:Cumulative Grade Performance Index											
% Marks : 80 and Above 75-79.99 70-74.99 60-69.99 50-59.99 45-49.99 40-44.99 Less Than 40											
Grade / Gr. Pt. : O / 10 A / 9 B / 8 C / 7 D / 6 E / 5 P / 4 F / 0											

Dr. G. T. Thanpi
PRINCIPAL
Thadomal Shahani Engineering College
Bandra (W), Mumbai - 400 050.



SEAT_NO	NAME	<Course-I>	<Course-II>	<Course-III>	<Course-IV>	<Course-V>	<Course-VII>	RESULT	REMARK	TOTAL MARKS
Th(80/32)	Th(80/32)	Th(80/32)	Th(80/32)	Tw(25/10)	Tw(50/20)					OUT OF 600
In(20/08)	In(20/08)	In(20/08)	In(20/08)	Pr/Or(25/10)	Pr/Or(100/40)					
Total	Total	Total	Total	Total	Total					
C G GP C*G	C G GP C*G	C G GP C*G	C G GP C*G	C G GP C*G	C G GP C*G			ãC	ãCG	SGPI
01. ECC801	OPTICAL COMMUNICATION AND NETWORKS			03. ECCDLO8012	NATURAL LANGUAGE PROCESSING			11. ECCDLO8025	AUGMENTED REALITY AND VIRTUAL REALITY	
12. ILO 8011	PROJECT MANAGEMENT			21. ECL801	OPTICAL COMMUNICATION & NETWORKS LAB			22. ECP801	MAJOR PROJECT II	
6009883	SHETTY VEDANTH SHAILESH SHRINIDHI									
35	33	32	47	14	46					
8	11	13	10	19	96			P		364
43	44	45	57	33	142					
3 P 4	12 3 P 4	12 3 E 5 15	3 D 6 18 1 C 7 7	6 O 10 60	19 124					6.53
SGPI: SEM-I: 6.81 ; SEM-II: 7.50 ; SEM-III: 9.25 ; SEM-IV: 9.25 ; SEM-V: 8.09 ; SEM-VI: 6.95 ; SEM-VII: 6.75 ; CGPI: 7.73 @0.02										
CREDITS: SEM-I: 18 ; SEM-II: 20 ; SEM-III: 24 ; SEM-IV: 24 ; SEM-V: 23 ; SEM-VI: 22 ; SEM-VII: 20										
MARKS: SEM-I:416/675; SEM-II:504/725; SEM-III:606/750; SEM-IV:640/775; SEM-V:560/775; SEM-VI:470/750; SEM-VII:391/650; TOTAL: 3951/5700 (69.32%)										
6009884	SINGH AKASH SUBHASH CHANDRA BEENA									
56	57	55	60	24	46					
19	20	19	19	23	96			P		494
75	77	74	79	47	142					
3 A 9	27 3 A 9	27 3 B 8 24	3 A 9 27 1 O 10 10	6 O 10 60	19 175					9.21
SGPI: SEM-I: 9.61 ; SEM-II: 9.80 ; SEM-III:10.00 ; SEM-IV:10.00 ; SEM-V: 9.83 ; SEM-VI:10.00 ; SEM-VII: 9.10 ; CGPI: 9.72										
CREDITS: SEM-I: 18 ; SEM-II: 20 ; SEM-III: 24 ; SEM-IV: 24 ; SEM-V: 23 ; SEM-VI: 22 ; SEM-VII: 20										
MARKS: SEM-I:589/675; SEM-II:662/725; SEM-III:698/750; SEM-IV:714/775; SEM-V:697/775; SEM-VI:677/750; SEM-VII:518/650; TOTAL: 5049/5700 (88.58%)										
6009885	/TIWARI REETI SANJIV REKHA									
53	51	43	59	14	40					
13	16	18	17	18	92			P	RLE	434
66	67	61	76	32	132					
3 C 7	21 3 C 7	21 3 C 7 21	3 A 9 27 1 C 7 7	6 O 10 60	19 157					8.26
SGPI: SEM-I: 7.72 ; SEM-II: 9.25 ; SEM-III: 9.71 ; SEM-IV: 9.38 ; SEM-V: 9.57 ; SEM-VI: 8.73 ; SEM-VII: -- ; CGPI: --										
CREDITS: SEM-I: 18 ; SEM-II: 20 ; SEM-III: 24 ; SEM-IV: 24 ; SEM-V: 23 ; SEM-VI: 22 ; SEM-VII: --										
MARKS: SEM-I:480/675; SEM-II:587/725; SEM-III:655/750; SEM-IV:638/775; SEM-V:656/775; SEM-VI:576/750; SEM-VII:-- ; TOTAL: --										
/- FEMALE, #- 0.229, @- 0.5042/0.5043, *- 0.5045, \$- Carried Forward Grade, -- Dyslexia, A/ABS- Absent, F- Fails, P- Passes										
RR- Reserved, RLE- Reserve for Lower Examination, RPV- Provisional, RCC- 0.5050, ADC- Admission Cancelled										
G:Grade, GP:Grade Point, C:Credits, ãC:Sum of Credit Points, ãCG:Sum of Product of Credits & Grades										
SGPI:Semester Grade Performance Index = ãCG/ãC, CGPI:Cumulative Grade Performance Index										
% Marks : 80 and Above 75-79.99 70-74.99 60-69.99 50-59.99 45-49.99 40-44.99 Less Than 40										
Grade / Gr. Pt. : O / 10 A / 9 B / 8 C / 7 D / 6 E / 5 P / 4 F / 0										

Dr. G. T. Thanpi
PRINCIPAL
Thadomal Shahani Engineering College
Bandra (W), Mumbai - 400 050.



SEAT_NO	NAME	<Course-I>	<Course-II>	<Course-III>	<Course-IV>	<Course-V>	<Course-VII>				TOTAL MARKS	
		Th(80/32)	Th(80/32)	Th(80/32)	Th(80/32)	Tw(25/10)	Tw(50/20)				OUT OF 600	
		In(20/08)	In(20/08)	In(20/08)	In(20/08)	Pr/Or(25/10)	Pr/Or(100/40)	RESULT	REMARK			
		Total	Total	Total	Total	Total	Total					
		C G GP C*G	C G GP C*G	C G GP C*G	C G GP C*G	C G GP C*G	C G GP C*G	ãC	ãCG	SGPI		
01. ECC801	OPTICAL COMMUNICATION AND NETWORKS					03. ECCDLO8012	NATURAL LANGUAGE PROCESSING				11. ECCDLO8025	AUGMENTED REALITY AND VIRTUAL REALITY
12. ILO 8011	PROJECT MANAGEMENT					21. ECL801	OPTICAL COMMUNICATION & NETWORKS LAB				22. ECP801	MAJOR PROJECT II

6009886 /WAVDANKAR SHRUTI RAJESH KARUNA												
		46	36	35	43	15	46					
		14	18	17	13	17	94	P		RLE	394	
		60	54	52	56	32	140					
		3 C 7	21 3 D 6 18	3 D 6 18	3 D 6 18	1 C 7 7	6 O 10 60	19	142	7.47		
		SGPI: SEM-I: 8.36 ; SEM-II: 9.40 ; SEM-III:10.00 ; SEM-IV: 9.46 ; SEM-V: 9.70 ; SEM-VI: 7.91 ; SEM-VII: -- ; CGPI: --										
		CREDITS: SEM-I: 18 ; SEM-II: 20 ; SEM-III: 24 ; SEM-IV: 24 ; SEM-V: 23 ; SEM-VI: 22 ; SEM-VII: --										
		MARKS: SEM-I:503/675; SEM-II:600/725; SEM-III:668/750; SEM-IV:643/775; SEM-V:658/775; SEM-VI:533/750; SEM-VII:-- ; TOTAL: --										

01. ECC801	OPTICAL COMMUNICATION AND NETWORKS					04. ECCDLO8013	WIRELESS NETWORKS				11. ECCDLO8025	AUGMENTED REALITY AND VIRTUAL REALITY
12. ILO 8011	PROJECT MANAGEMENT					21. ECL801	OPTICAL COMMUNICATION & NETWORKS LAB				22. ECP801	MAJOR PROJECT II

6009887 AGRAWAL VIDIT JAYESH MAMTA												
		49	37	47	45	16	40					
		11	10	14	14	16	70	P			369 #10	
		60	47	61	59	32	110					
		3 C 7	21 3 E 5 15	3 C 7 21	3 D 6 18	1 C 7 7	6 B 8 48	19	130	6.84#0.10		
		SGPI: SEM-I: 6.47 ; SEM-II: 7.00 ; SEM-III: 9.54 ; SEM-IV: 9.75 ; SEM-V: 8.96 ; SEM-VI: 7.00 ; SEM-VII: 6.25 ; CGPI: 7.86										
		CREDITS: SEM-I: 18 ; SEM-II: 20 ; SEM-III: 24 ; SEM-IV: 24 ; SEM-V: 23 ; SEM-VI: 22 ; SEM-VII: 20										
		MARKS: SEM-I:399/675; SEM-II:470/725; SEM-III:633/750; SEM-IV:638/775; SEM-V:603/775; SEM-VI:482/750; SEM-VII:365/650; TOTAL: 3969/5700 (69.63%)										

6009888 /CHAUHAN KIRAN HARIRAM SHAKUNTALA												
		35	57	53	62	12	42					
		12	15	18	15	15	85	P			421	
		47	72	71	77	27	127					
		3 E 5	15 3 B 8 24	3 B 8 24	3 A 9 27	1 D 6 6	6 O 10 60	19	156	8.21		
	(DIPLOMA STUDENT)	SGPI: SEM-III: 9.63 ; SEM-IV: 9.83 ; SEM-V: 9.52 ; SEM-VI: 7.00 ; SEM-VII: 7.40 ; CGPI: 8.67										
		CREDITS: SEM-III: 24 ; SEM-IV: 24 ; SEM-V: 23 ; SEM-VI: 22 ; SEM-VII: 20										
		MARKS: SEM-III:624/750; SEM-IV:655/775; SEM-V:633/775; SEM-VI:482/750; SEM-VII:434/650; TOTAL: 3249/4300 (75.56%)										

/- FEMALE, #- 0.229, @- 0.5042/0.5043, *- 0.5045, \$- Carried Forward Grade, -- Dyslexia, A/ABS- Absent, F- Fails, P- Passes												
RR- Reserved, RLE- Reserve for Lower Examination, RPV- Provisional, RCC- 0.5050, ADC- Admission Cancelled												
G:Grade, GP:Grade Point, C:Credits, ãC:Sum of Credit Points, ãCG:Sum of Product of Credits & Grades												
SGPI:Semester Grade Performance Index = ãCG/ãC, CGPI:Cumulative Grade Performance Index												
% Marks : 80 and Above 75-79.99 70-74.99 60-69.99 50-59.99 45-49.99 40-44.99 Less Than 40												
Grade / Gr. Pt. : O / 10 A / 9 B / 8 C / 7 D / 6 E / 5 P / 4 F / 0												

Dr. G. T. Thanpi
PRINCIPAL
Thadomal Shahani Engineering College
Bandra (W), Mumbai - 400 050.



SEAT_NO	NAME	<Course-I>	<Course-II>	<Course-III>	<Course-IV>	<Course-V>	<Course-VII>				TOTAL MARKS
Th(80/32)	Th(80/32)	Th(80/32)	Th(80/32)	Tw(25/10)	Tw(50/20)						OUT OF 600
In(20/08)	In(20/08)	In(20/08)	In(20/08)	Pr/Or(25/10)	Pr/Or(100/40)	RESULT	REMARK				
Total	Total	Total	Total	Total	Total						
C G GP C*G	C G GP C*G	C G GP C*G	C G GP C*G	C G GP C*G	C G GP C*G	ãC	ãCG	SGPI			
01. ECC801	OPTICAL COMMUNICATION AND NETWORKS				04. ECCDLO8013	WIRELESS NETWORKS				11. ECCDLO8025	AUGMENTED REALITY AND VIRTUAL REALITY
12. ILO 8011	PROJECT MANAGEMENT				21. ECL801	OPTICAL COMMUNICATION & NETWORKS LAB				22. ECP801	MAJOR PROJECT II

6009889 /KHAN SUALIHA NAKI MEHJABIN											
33	39	37	41	15	40						
12	9	17	15	15	90				P		363
45	48	54	56	30	130						
3 E 5 15 3 E 5 15 3 D 6 18 3 D 6 18 1 C 7 7 6 O 10 60										19 133	7.00
(DIPLOMA STUDENT)											
SGPI: SEM-III: 9.00 ; SEM-IV: 9.42 ; SEM-V: 9.17 ; SEM-VI: 7.23 ; SEM-VII: 6.65 ; CGPI: 8.17											
CREDITS: SEM-III: 24 ; SEM-IV: 24 ; SEM-V: 23 ; SEM-VI: 22 ; SEM-VII: 20											
MARKS: SEM-III:588/750; SEM-IV:624/775; SEM-V:608/775; SEM-VI:491/750; SEM-VII:385/650; TOTAL: 3059/4300 (71.14%)											

6009890 KOLWANKAR ATHARVA SHYAM SAKSHI											
40	45	37	39	15	40						
8	12	18	15	20	88				P	RLE	377
48	57	55	54	35	128						
3 E 5 15 3 D 6 18 3 D 6 18 3 D 6 18 1 B 8 8 6 O 10 60										19 137	7.21
SGPI: SEM-I: 5.64 ; SEM-II: 7.80 ; SEM-III: 9.54 ; SEM-IV: 9.54 ; SEM-V: 9.09 ; SEM-VI: 7.82 ; SEM-VII: -- ; CGPI: --											
CREDITS: SEM-I: 18 ; SEM-II: 20 ; SEM-III: 24 ; SEM-IV: 24 ; SEM-V: 23 ; SEM-VI: 22 ; SEM-VII: --											
MARKS: SEM-I:367/675; SEM-II:515/725; SEM-III:630/750; SEM-IV:639/775; SEM-V:623/775; SEM-VI:517/750; SEM-VII:-- ; TOTAL: --											

6009891 /PADAIYACHI BHAGHYASRI DHANASEKAR JYOTHI											
34	52	59	63	12	42						
8	10	19	17	15	85				P		416
42	62	78	80	27	127						
3 P 4 12 3 C 7 21 3 A 9 27 3 O 10 30 1 D 6 6 6 O 10 60										19 156	8.21
(DIPLOMA STUDENT)											
SGPI: SEM-III: 9.75 ; SEM-IV: 9.88 ; SEM-V: 9.48 ; SEM-VI: 8.24 ; SEM-VII: 7.50 ; CGPI: 8.91											
CREDITS: SEM-III: 24 ; SEM-IV: 24 ; SEM-V: 23 ; SEM-VI: 22 ; SEM-VII: 20											
MARKS: SEM-III:634/750; SEM-IV:682/775; SEM-V:623/775; SEM-VI:555/750; SEM-VII:446/650; TOTAL: 3356/4300 (78.05%)											

/- FEMALE, #- 0.229, @- 0.5042/0.5043, *- 0.5045, \$- Carried Forward Grade, -- Dyslexia, A/ABS- Absent, F- Fails, P- Passes											
RR- Reserved, RLE- Reserve for Lower Examination, RPV- Provisional, RCC- 0.5050, ADC- Admission Cancelled											
G:Grade, GP:Grade Point, C:Credits, ãC:Sum of Credit Points, ãCG:Sum of Product of Credits & Grades											
SGPI:Semester Grade Performance Index = ãCG/ãC, CGPI:Cumulative Grade Performance Index											
% Marks : 80 and Above 75-79.99 70-74.99 60-69.99 50-59.99 45-49.99 40-44.99 Less Than 40											
Grade / Gr. Pt. : O / 10 A / 9 B / 8 C / 7 D / 6 E / 5 P / 4 F / 0											

Dr. G. T. Thanpi
PRINCIPAL
Thadomal Shahani Engineering College
Bandra (W), Mumbai - 400 050.



SEAT_NO	NAME	<Course-I>	<Course-II>	<Course-III>	<Course-IV>	<Course-V>	<Course-VII>				TOTAL MARKS	
Th(80/32)	Th(80/32)	Th(80/32)	Th(80/32)	Tw(25/10)	Tw(50/20)				OUT OF 600			
In(20/08)	In(20/08)	In(20/08)	In(20/08)	Pr/Or(25/10)	Pr/Or(100/40)	RESULT	REMARK					
Total	Total	Total	Total	Total	Total				SGPI			
C G GP C*G	C G GP C*G	C G GP C*G	C G GP C*G	C G GP C*G	C G GP C*G	ãC	ãCG					
01. ECC801	OPTICAL COMMUNICATION AND NETWORKS				04. ECCDLO8013	WIRELESS NETWORKS					11. ECCDLO8025	AUGMENTED REALITY AND VIRTUAL REALITY
12. ILO 8011	PROJECT MANAGEMENT				21. ECL801	OPTICAL COMMUNICATION & NETWORKS LAB					22. ECP801	MAJOR PROJECT II

6009892 /SAHU MANDIRA GANESH NALINI

46	65	44	34	16	42				403
15	8	18	16	14	85				P
61	73	62	50	30	127				
3 C 7 21 3 B 8 24	3 C 7 21	3 D 6 18	1 C 7 7	6 O 10 60	19 151				7.95

(DIPLOMA STUDENT)

SGPI: SEM-III:10.00 ; SEM-IV:10.00 ; SEM-V: 9.57 ; SEM-VI: 8.18 ; SEM-VII: 8.05 ; CGPI: 9.03
 CREDITS: SEM-III: 24 ; SEM-IV: 24 ; SEM-V: 23 ; SEM-VI: 22 ; SEM-VII: 20
 MARKS: SEM-III:650/750; SEM-IV:687/775; SEM-V:647/775; SEM-VI:544/750; SEM-VII:467/650; TOTAL: 3398/4300 (79.02%)

01. ECC801	OPTICAL COMMUNICATION AND NETWORKS				03. ECCDLO8012	NATURAL LANGUAGE PROCESSING					08. ECCDLO8022	SATELLITE AND NANO SATELLITE COMMUNICATION
13. ILO 8012	FINANCE MANAGEMENT				21. ECL801	OPTICAL COMMUNICATION & NETWORKS LAB					22. ECP801	MAJOR PROJECT II

6009893 KULKARNI AMEYA ATUL PALLAVI

49	56	38	59	15	48				445
12	18	16	20	16	98				P
61	74	54	79	31	146				
3 C 7 21 3 B 8 24	3 D 6 18	3 A 9 27	1 C 7 7	6 O 10 60	19 157				8.26

SGPI: SEM-I: 7.22 ; SEM-II: 8.95 ; SEM-III: 9.88 ; SEM-IV: 9.75 ; SEM-V: 9.65 ; SEM-VI: 8.77 ; SEM-VII: 8.65 ; CGPI: 8.97
 CREDITS: SEM-I: 18 ; SEM-II: 20 ; SEM-III: 24 ; SEM-IV: 24 ; SEM-V: 23 ; SEM-VI: 22 ; SEM-VII: 20
 MARKS: SEM-I:444/675; SEM-II:565/725; SEM-III:649/750; SEM-IV:669/775; SEM-V:642/775; SEM-VI:580/750; SEM-VII:497/650; TOTAL: 4491/5700 (78.79%)

6009894 MHATRE RASHMIL MANOJ KANCHAN

37	38	49	48	15	46				404
9	14	20	18	19	91				P
46	52	69	66	34	137				
3 E 5 15 3 D 6 18	3 C 7 21	3 C 7 21	1 C 7 7	6 O 10 60	19 142				7.47

(DIPLOMA STUDENT)

SGPI: SEM-III:10.00 ; SEM-IV: 9.88 ; SEM-V: 9.39 ; SEM-VI: 7.68 ; SEM-VII: 6.90 ; CGPI: 8.65
 CREDITS: SEM-III: 24 ; SEM-IV: 24 ; SEM-V: 23 ; SEM-VI: 22 ; SEM-VII: 20
 MARKS: SEM-III:640/750; SEM-IV:676/775; SEM-V:643/775; SEM-VI:527/750; SEM-VII:407/650; TOTAL: 3297/4300 (76.67%)

/- FEMALE, #- 0.229, @- 0.5042/0.5043, *- 0.5045, \$- Carried Forward Grade, ~- Dyslexia, A/ABS- Absent, F- Fails, P- Passes
 RR- Reserved, RLE- Reserve for Lower Examination, RPV- Provisional, RCC- 0.5050, ADC- Admission Cancelled
 G:Grade, GP:Grade Point, C:Credits, ãC:Sum of Credit Points, ãCG:Sum of Product of Credits & Grades
 SGPI:Semester Grade Performance Index = ãCG/ãC, CGPI:Cumulative Grade Performance Index
 % Marks : 80 and Above 75-79.99 70-74.99 60-69.99 50-59.99 45-49.99 40-44.99 Less Than 40
 Grade / Gr. Pt. : O / 10 A / 9 B / 8 C / 7 D / 6 E / 5 P / 4 F / 0

Dr. G. T. Thanpi
 PRINCIPAL
 Thadomal Shahani Engineering College
 Bandra (W), Mumbai - 400 050.



SEAT_NO	NAME	<Course-I>	<Course-II>	<Course-III>	<Course-IV>	<Course-V>	<Course-VII>				TOTAL MARKS	
		Th(80/32)	Th(80/32)	Th(80/32)	Th(80/32)	Tw(25/10)	Tw(50/20)				OUT OF 600	
		In(20/08)	In(20/08)	In(20/08)	In(20/08)	Pr/Or(25/10)	Pr/Or(100/40)	RESULT	REMARK			
		Total	Total	Total	Total	Total	Total					
		C G GP C*G	C G GP C*G	C G GP C*G	C G GP C*G	C G GP C*G	C G GP C*G	ãC	ãCG	SGPI		
01. ECC801	OPTICAL COMMUNICATION AND NETWORKS					04. ECCDLO8013	WIRELESS NETWORKS				08. ECCDLO8022	SATELLITE AND NANO SATELLITE COMMUNICATION
13. ILO 8012	FINANCE MANAGEMENT					21. ECL801	OPTICAL COMMUNICATION & NETWORKS LAB				22. ECP801	MAJOR PROJECT II

6009895	KARWARIYA UTKARSH SHESH NARAYAN KARWAR ANAMIKA KARWARIYA											
		34	57	62	50	15	48					
		12	12	12	15	16	99	P			432	
		46	69	74	65	31	147					
		3 E 5	15 3 C 7 21	3 B 8 24	3 C 7 21	1 C 7 7	6 O 10 60	19	148	7.79		
		SGPI: SEM-I: 6.75 ; SEM-II: 7.75 ; SEM-III: 9.46 ; SEM-IV: 9.42 ; SEM-V: 8.65 ; SEM-VI: 6.73 ; SEM-VII: 7.25 ; CGPI: 8.06										
		CREDITS: SEM-I: 18 ; SEM-II: 20 ; SEM-III: 24 ; SEM-IV: 24 ; SEM-V: 23 ; SEM-VI: 22 ; SEM-VII: 20										
		MARKS: SEM-I:427/675; SEM-II:483/725; SEM-III:602/750; SEM-IV:643/775; SEM-V:585/775; SEM-VI:463/750; SEM-VII:416/650; TOTAL: 4051/5700 (71.07%)										

01. ECC801	OPTICAL COMMUNICATION AND NETWORKS					03. ECCDLO8012	NATURAL LANGUAGE PROCESSING				08. ECCDLO8022	SATELLITE AND NANO SATELLITE COMMUNICATION
12. ILO 8011	PROJECT MANAGEMENT					21. ECL801	OPTICAL COMMUNICATION & NETWORKS LAB				22. ECP801	MAJOR PROJECT II

6009896	/BANSODE GARGEE PRAPHULLA SHAILA											
		42	48	56	52	15	42					
		12	18	20	16	17	91	P			429	
		54	66	76	68	32	133					
		3 D 6	18 3 C 7 21	3 A 9 27	3 C 7 21	1 C 7 7	6 O 10 60	19	154	8.11		
		SGPI: SEM-I: 7.44 ; SEM-II: 9.40 ; SEM-III:10.00 ; SEM-IV: 9.96 ; SEM-V: 9.91 ; SEM-VI: 8.91 ; SEM-VII: 7.45 ; CGPI: 8.99										
		CREDITS: SEM-I: 18 ; SEM-II: 20 ; SEM-III: 24 ; SEM-IV: 24 ; SEM-V: 23 ; SEM-VI: 22 ; SEM-VII: 20										
		MARKS: SEM-I:467/675; SEM-II:591/725; SEM-III:678/750; SEM-IV:708/775; SEM-V:689/775; SEM-VI:587/750; SEM-VII:433/650; TOTAL: 4582/5700 (80.39%)										

6009897	/BATHENA ANJANI VARSHA REDDY SRINIVASALU YASODHARA											
		52	33	35	40	15	46					
		13	16	16	14	17	93	P	RLE		390	
		65	49	51	54	32	139					
		3 C 7	21 3 E 5 15	3 D 6 18	3 D 6 18	1 C 7 7	6 O 10 60	19	139	7.32		
		SGPI: SEM-I: 7.86 ; SEM-II: 8.30 ; SEM-III: 9.63 ; SEM-IV: 9.54 ; SEM-V: 9.26 ; SEM-VI: 8.00 ; SEM-VII: -- ; CGPI: --										
		CREDITS: SEM-I: 18 ; SEM-II: 20 ; SEM-III: 24 ; SEM-IV: 24 ; SEM-V: 23 ; SEM-VI: 22 ; SEM-VII: --										
		MARKS: SEM-I:475/675; SEM-II:527/725; SEM-III:623/750; SEM-IV:659/775; SEM-V:626/775; SEM-VI:536/750; SEM-VII:-- ; TOTAL: --										

/- FEMALE, #- 0.229, @- 0.5042/0.5043, *- 0.5045, \$- Carried Forward Grade, -- Dyslexia, A/ABS- Absent, F- Fails, P- Passes												
RR- Reserved, RLE- Reserve for Lower Examination, RPV- Provisional, RCC- 0.5050, ADC- Admission Cancelled												
G:Grade, GP:Grade Point, C:Credits, ãC:Sum of Credit Points, ãCG:Sum of Product of Credits & Grades												
SGPI:Semester Grade Performance Index = ãCG/ãC, CGPI:Cumulative Grade Performance Index												
% Marks : 80 and Above 75-79.99 70-74.99 60-69.99 50-59.99 45-49.99 40-44.99 Less Than 40												
Grade / Gr. Pt. : O / 10 A / 9 B / 8 C / 7 D / 6 E / 5 P / 4 F / 0												

Dr. G. T. Thanpi
PRINCIPAL
Thadomal Shahani Engineering College
Bandra (W), Mumbai - 400 050.



SEAT_NO	NAME	<Course-I>	<Course-II>	<Course-III>	<Course-IV>	<Course-V>	<Course-VII>	RESULT	REMARK	TOTAL MARKS	
Th(80/32)	Th(80/32)	Th(80/32)	Th(80/32)	Tw(25/10)	Tw(50/20)					OUT OF 600	
In(20/08)	In(20/08)	In(20/08)	In(20/08)	Pr/Or(25/10)	Pr/Or(100/40)						
Total	Total	Total	Total	Total	Total						
C G GP C*G	C G GP C*G	C G GP C*G	C G GP C*G	C G GP C*G	C G GP C*G			ãC	ãCG	SGPI	
01. ECC801	OPTICAL COMMUNICATION AND NETWORKS					03. ECCDLO8012	NATURAL LANGUAGE PROCESSING			08. ECCDLO8022	SATELLITE AND NANO SATELLITE COMMUNICATION
12. ILO 8011	PROJECT MANAGEMENT					21. ECL801	OPTICAL COMMUNICATION & NETWORKS LAB			22. ECP801	MAJOR PROJECT II
6009898	DESAI KALASH DURGESH SAPNA										
55	35	47	49	16	48						
13	16	18	18	16	80			P		411	
68	51	65	67	32	128						
3 C 7 21 3 D 6 18 3 C 7 21 3 C 7 21 1 C 7 7 6 O 10 60								19 148	7.79		
SGPI: SEM-I: 6.81 ; SEM-II: 9.00 ; SEM-III: 9.88 ; SEM-IV: 9.88 ; SEM-V: 9.78 ; SEM-VI: 8.77 ; SEM-VII: 7.75 ; CGPI: 8.81											
CREDITS: SEM-I: 18 ; SEM-II: 20 ; SEM-III: 24 ; SEM-IV: 24 ; SEM-V: 23 ; SEM-VI: 22 ; SEM-VII: 20											
MARKS: SEM-I:419/675; SEM-II:576/725; SEM-III:650/750; SEM-IV:667/775; SEM-V:660/775; SEM-VI:570/750; SEM-VII:433/650; TOTAL: 4386/5700 (76.95%)											
6009899	HINDUJA KRISHIV AVINASH HINDUJA KIRAN										
40	47	57	55	16	44						
12	20	20	17	19	94			P		441	
52	67	77	72	35	138						
3 D 6 18 3 C 7 21 3 A 9 27 3 B 8 24 1 B 8 8 6 O 10 60								19 158	8.32		
SGPI: SEM-I: 8.72 ; SEM-II: 9.75 ; SEM-III:10.00 ; SEM-IV: 9.79 ; SEM-V: 9.83 ; SEM-VI: 9.23 ; SEM-VII: 8.15 ; CGPI: 9.28											
CREDITS: SEM-I: 18 ; SEM-II: 20 ; SEM-III: 24 ; SEM-IV: 24 ; SEM-V: 23 ; SEM-VI: 22 ; SEM-VII: 20											
MARKS: SEM-I:528/675; SEM-II:618/725; SEM-III:662/750; SEM-IV:665/775; SEM-V:700/775; SEM-VI:615/750; SEM-VII:469/650; TOTAL: 4698/5700 (82.42%)											
6009900	/KADULKAR ARYA ABHIJIT ANUJA										
47	42	42	50	16	40						
14	17	15	15	17	88			P		403	
61	59	57	65	33	128						
3 C 7 21 3 D 6 18 3 D 6 18 3 C 7 21 1 C 7 7 6 O 10 60								19 145	7.63		
SGPI: SEM-I: 6.36 ; SEM-II: 8.50 ; SEM-III: 9.63 ; SEM-IV: 9.79 ; SEM-V: 9.30 ; SEM-VI: 7.14 ; SEM-VII: 6.80 ; CGPI: 8.25											
CREDITS: SEM-I: 18 ; SEM-II: 20 ; SEM-III: 24 ; SEM-IV: 24 ; SEM-V: 23 ; SEM-VI: 22 ; SEM-VII: 20 (RD-AUGUST 11, 2023)											
MARKS: SEM-I:406/675; SEM-II:542/725; SEM-III:626/750; SEM-IV:665/775; SEM-V:634/775; SEM-VI:492/750; SEM-VII:403/650; TOTAL: 4171/5700 (73.18%)											
/- FEMALE, #- 0.229, @- 0.5042/0.5043, *- 0.5045, \$- Carried Forward Grade, -- Dyslexia, A/ABS- Absent, F- Fails, P- Passes											
RR- Reserved, RLE- Reserve for Lower Examination, RPV- Provisional, RCC- 0.5050, ADC- Admission Cancelled											
G:Grade, GP:Grade Point, C:Credits, ãC:Sum of Credit Points, ãCG:Sum of Product of Credits & Grades											
SGPI:Semester Grade Performance Index = ãCG/ãC, CGPI:Cumulative Grade Performance Index											
% Marks : 80 and Above 75-79.99 70-74.99 60-69.99 50-59.99 45-49.99 40-44.99 Less Than 40											
Grade / Gr. Pt. : O / 10 A / 9 B / 8 C / 7 D / 6 E / 5 P / 4 F / 0											

Dr. G. T. Thanpi
PRINCIPAL
Thadomal Shahani Engineering College
Bandra (W), Mumbai - 400 050.



SEAT_NO	NAME	<Course-I>	<Course-II>	<Course-III>	<Course-IV>	<Course-V>	<Course-VII>				TOTAL MARKS
Th(80/32)	Th(80/32)	Th(80/32)	Th(80/32)	Tw(25/10)	Tw(50/20)						OUT OF 600
In(20/08)	In(20/08)	In(20/08)	In(20/08)	Pr/Or(25/10)	Pr/Or(100/40)	RESULT	REMARK				
Total	Total	Total	Total	Total	Total						
C G GP C*G	C G GP C*G	C G GP C*G	C G GP C*G	C G GP C*G	C G GP C*G	ãC	ãCG	SGPI			
01. ECC801	OPTICAL COMMUNICATION AND NETWORKS			03. ECCDLO8012	NATURAL LANGUAGE PROCESSING			08. ECCDLO8022	SATELLITE AND NANO SATELLITE COMMUNICATION		
12. ILO 8011	PROJECT MANAGEMENT			21. ECL801	OPTICAL COMMUNICATION & NETWORKS LAB			22. ECP801	MAJOR PROJECT II		

6009901 /KADULKAR RIYA ABHIJIT ANUJA											
32	50	35	64	15	46						
12	18	19	15	16	96			P			418
44	68	54	79	31	142						
3 P 4	12 3 C 7 21	3 D 6 18	3 A 9 27	1 C 7 7	6 O 10 60			19 145	7.63		
SGPI: SEM-I: 6.58 ; SEM-II: 7.70 ; SEM-III: 9.63 ; SEM-IV: 9.92 ; SEM-V: 9.17 ; SEM-VI: 7.64 ; SEM-VII: 6.85 ; CGPI: 8.25											
CREDITS: SEM-I: 18 ; SEM-II: 20 ; SEM-III: 24 ; SEM-IV: 24 ; SEM-V: 23 ; SEM-VI: 22 ; SEM-VII: 20 (RD-AUGUST 11, 2023)											
MARKS: SEM-I:422/675; SEM-II:497/725; SEM-III:636/750; SEM-IV:660/775; SEM-V:622/775; SEM-VI:511/750; SEM-VII:389/650; TOTAL: 4155/5700 (72.89%)											

6009902 KONDARE OMKAR RAMESH RESHMA											
23F	37E	42E	45E	12E	44E						
8E	16E	15E	15E	14E	90E			F			361
--	53	57	60	26	134						
-- --	3 D 6 18	3 D 6 18	3 C 7 21	1 D 6 6	6 O 10 60			16 123	--		
SGPI: SEM-I: 8.00 ; SEM-II: 8.28 ; SEM-III: 9.67 ; SEM-IV: 9.63 ; SEM-V: 9.26 ; SEM-VI: 8.23 ; SEM-VII: 6.55 ; CGPI: --											
CREDITS: SEM-I: 18 ; SEM-II: 20 ; SEM-III: 24 ; SEM-IV: 24 ; SEM-V: 23 ; SEM-VI: 22 ; SEM-VII: 20											
MARKS: SEM-I:482/675; SEM-II:547/725; SEM-III:634/750; SEM-IV:655/775; SEM-V:623/775; SEM-VI:543/750; SEM-VII:383/650; TOTAL: --											

6009903 KUKREJA MAYUR ASHOK KOMAL											
47	44	36	57	14	48						
9	15	18	17	16	96			P	RLE		417
56	59	54	74	30	144						
3 D 6	18 3 D 6 18	3 D 6 18	3 B 8 24	1 C 7 7	6 O 10 60			19 145	7.63		
SGPI: SEM-I: 7.06 ; SEM-II: 7.05 ; SEM-III: 9.58 ; SEM-IV: 9.79 ; SEM-V: 9.00 ; SEM-VI: 8.14 ; SEM-VII: -- ; CGPI: --											
CREDITS: SEM-I: 18 ; SEM-II: 20 ; SEM-III: 24 ; SEM-IV: 24 ; SEM-V: 23 ; SEM-VI: 22 ; SEM-VII: --											
MARKS: SEM-I:441/675; SEM-II:464/725; SEM-III:632/750; SEM-IV:659/775; SEM-V:624/775; SEM-VI:542/750; SEM-VII:-- ; TOTAL: --											

/- FEMALE, #- 0.229, @- 0.5042/0.5043, *- 0.5045, \$- Carried Forward Grade, -- Dyslexia, A/ABS- Absent, F- Fails, P- Passes											
RR- Reserved, RLE- Reserve for Lower Examination, RPV- Provisional, RCC- 0.5050, ADC- Admission Cancelled											
G:Grade, GP:Grade Point, C:Credits, ãC:Sum of Credit Points, ãCG:Sum of Product of Credits & Grades											
SGPI:Semester Grade Performance Index = ãCG/ãC, CGPI:Cumulative Grade Performance Index											
% Marks : 80 and Above 75-79.99 70-74.99 60-69.99 50-59.99 45-49.99 40-44.99 Less Than 40											
Grade / Gr. Pt. : O / 10 A / 9 B / 8 C / 7 D / 6 E / 5 P / 4 F / 0											

Dr. G. T. Thanpi
PRINCIPAL
Thadomal Shahani Engineering College
Bandra (W), Mumbai - 400 050.



SEAT_NO	NAME	<Course-I>	<Course-II>	<Course-III>	<Course-IV>	<Course-V>	<Course-VII>				TOTAL MARKS				
		Th(80/32)	Th(80/32)	Th(80/32)	Th(80/32)	Tw(25/10)	Tw(50/20)				OUT OF 600				
		In(20/08)	In(20/08)	In(20/08)	In(20/08)	Pr/Or(25/10)	Pr/Or(100/40)	RESULT	REMARK						
		Total	Total	Total	Total	Total	Total								
		C G GP C*G	C G GP C*G	C G GP C*G	C G GP C*G	C G GP C*G	C G GP C*G	ãC	ãCG	SGPI					
01.	ECC801	OPTICAL COMMUNICATION AND NETWORKS					03.	ECCDLO8012	NATURAL LANGUAGE PROCESSING			08.	ECCDLO8022	SATELLITE AND NANO SATELLITE COMMUNICATION	
12.	ILO 8011	PROJECT MANAGEMENT					21.	ECL801	OPTICAL COMMUNICATION & NETWORKS LAB			22.	ECP801	MAJOR PROJECT II	

6009904	PURANIK NILAY PUSHKAR MRINMAYI														
35	35	42	64	15	36										
14	16	20	16	19	81				P	RLE	393				
49	51	62	80	34	117										
3 E 5	15 3 D 6	18 3 C 7	21 3 O 10 30	1 C 7 7	6 A 9 54				19	145	7.63				
(DIPLOMA STUDENT)															
SGPI: SEM-III: 9.13 ; SEM-IV: 9.75 ; SEM-V: 8.78 ; SEM-VI: 7.86 ; SEM-VII: -- ; CGPI: --															
CREDITS: SEM-III: 24 ; SEM-IV: 24 ; SEM-V: 23 ; SEM-VI: 22 ; SEM-VII: --															
MARKS: SEM-III:601/750; SEM-IV:659/775; SEM-V:604/775; SEM-VI:513/750; SEM-VII:-- ; TOTAL: --															

6009905	SINGH ARADHYA SUSHIL LATA														
32E	40E	24F	32E	16E	40E										
8E	10E	15E	15E	18E	90E				F		340				
40	50	--	47	34	130										
3 P 4	12 3 D 6	18 -- -- --	3 E 5 15	1 C 7 7	6 O 10 60				16	112	--				
SGPI: SEM-I: 7.97 ; SEM-II: 7.90 ; SEM-III: 9.58 ; SEM-IV:10.00 ; SEM-V: 9.74 ; SEM-VI: 6.68 ; SEM-VII: -- ; CGPI: --															
CREDITS: SEM-I: 18 ; SEM-II: 20 ; SEM-III: 24 ; SEM-IV: 24 ; SEM-V: 23 ; SEM-VI: 22 ; SEM-VII: --															
MARKS: SEM-I:478/675; SEM-II:513/725; SEM-III:639/750; SEM-IV:686/775; SEM-V:642/775; SEM-VI:454/750; SEM-VII:-- ; TOTAL: --															

6009906	SUKHEJA EKANT DARSHAN KANCHAN														
46	34	32	57	12	32										
8	9	16	18	15	50				P	RLE	329				
54	43	48	75	27	82										
3 D 6	18 3 P 4	12 3 E 5 15	3 A 9 27 1 D 6 6	6 D 6 36				19	114	6.00					
SGPI: SEM-I: 6.56 ; SEM-II: 7.80 ; SEM-III: 9.50 ; SEM-IV: 9.25 ; SEM-V: 8.83 ; SEM-VI: 4.95 ; SEM-VII: -- ; CGPI: --															
CREDITS: SEM-I: 18 ; SEM-II: 20 ; SEM-III: 24 ; SEM-IV: 24 ; SEM-V: 23 ; SEM-VI: 22 ; SEM-VII: --															
MARKS: SEM-I:412/675; SEM-II:496/725; SEM-III:618/750; SEM-IV:645/775; SEM-V:591/775; SEM-VI:369/750; SEM-VII:-- ; TOTAL: --															

/- FEMALE, #- 0.229, @- 0.5042/0.5043, *- 0.5045, \$- Carried Forward Grade, -- Dyslexia, A/ABS- Absent, F- Fails, P- Passes															
RR- Reserved, RLE- Reserve for Lower Examination, RPV- Provisional, RCC- 0.5050, ADC- Admission Cancelled															
G:Grade, GP:Grade Point, C:Credits, ãC:Sum of Credit Points, ãCG:Sum of Product of Credits & Grades															
SGPI:Semester Grade Performance Index = ãCG/ãC, CGPI:Cumulative Grade Performance Index															
% Marks : 80 and Above 75-79.99 70-74.99 60-69.99 50-59.99 45-49.99 40-44.99 Less Than 40															
Grade / Gr. Pt. : O / 10 A / 9 B / 8 C / 7 D / 6 E / 5 P / 4 F / 0															

Dr. G. T. Thanpi
PRINCIPAL
Thadomal Shahani Engineering College
Bandra (W), Mumbai - 400 050.



SEAT_NO	NAME	<Course-I>	<Course-II>	<Course-III>	<Course-IV>	<Course-V>	<Course-VII>	RESULT	REMARK	TOTAL MARKS
		Th(80/32)	Th(80/32)	Th(80/32)	Th(80/32)	Tw(25/10)	Tw(50/20)			OUT OF 600
		In(20/08)	In(20/08)	In(20/08)	In(20/08)	Pr/Or(25/10)	Pr/Or(100/40)			
		Total	Total	Total	Total	Total	Total			
		C G GP C*G	C G GP C*G	C G GP C*G	C G GP C*G	C G GP C*G	C G GP C*G	ãC	ãCG	SGPI
01. ECC801	OPTICAL COMMUNICATION AND NETWORKS									
12. ILO 8011	PROJECT MANAGEMENT									
04. ECCDLO8013	WIRELESS NETWORKS									
08. ECCDLO8022	SATELLITE AND NANO SATELLITE COMMUNICATION									
21. ECL801	OPTICAL COMMUNICATION & NETWORKS LAB									
22. ECP801	MAJOR PROJECT II									
6009910	BAJAJ ANMOL LALIT MUSKAAN									
28 *	44	53	42	17	46					
15	11	19	13	18	95			P	RLE	401
43	55	72	55	35	141					
3 E 5	15 3 D 6	18 3 B 8 24	3 D 6 18 1 B 8 8	6 O 10 60	19 143	7.53				
SGPI:	SEM-I: 5.86	SEM-II: 7.95	SEM-III: 9.79	SEM-IV: 9.83	SEM-V: 9.48	SEM-VI: --	SEM-VII: 6.55	CGPI: --		
CREDITS:	SEM-I: 18	SEM-II: 20	SEM-III: 24	SEM-IV: 24	SEM-V: 23	SEM-VI: --	SEM-VII: 20			
MARKS:	SEM-I: 373/675	SEM-II: 522/725	SEM-III: 647/750	SEM-IV: 663/775	SEM-V: 639/775	SEM-VI: --	SEM-VII: 382/650	TOTAL: --		
6009911	CHANDORKAR TANMAY TANAJI SUVARNA									
44E	49E	47E	23F	13E	44E					
11E	13E	19E	15E	15E	90E			F		383
55	62	66	--	28	134					
3 D 6	18 3 C 7 21	3 C 7 21	-- -- -- 1 D 6 6	6 O 10 60	16 126	--				
(DIPLOMA STUDENT)	SGPI:	SEM-III: 9.96	SEM-IV: 9.96	SEM-V: 9.74	SEM-VI: 8.05	SEM-VII: 7.50	CGPI: --			
	CREDITS:	SEM-III: 24	SEM-IV: 24	SEM-V: 23	SEM-VI: 22	SEM-VII: 20				
	MARKS:	SEM-III: 665/750	SEM-IV: 679/775	SEM-V: 663/775	SEM-VI: 550/750	SEM-VII: 451/650	TOTAL: --			
6009912	CHUGH RONIT MANISH CHUGH RIYA CHUGH									
24F	47E	47E	42E	14E	48E					
10E	9E	19E	13E	17E	94E			F		384
--	56	66	55	31	142					
-- -- --	3 D 6 18 3 C 7 21	3 D 6 18 1 C 7 7	6 O 10 60	16 124	--					
(DIPLOMA STUDENT)	SGPI:	SEM-III: 9.58	SEM-IV: 9.54	SEM-V: 9.30	SEM-VI: 6.95	SEM-VII: --	CGPI: --			
	CREDITS:	SEM-III: 24	SEM-IV: 24	SEM-V: 23	SEM-VI: 22	SEM-VII: --				
	MARKS:	SEM-III: 618/750	SEM-IV: 638/775	SEM-V: 617/775	SEM-VI: 461/750	SEM-VII: --	TOTAL: --			
/- FEMALE, #- 0.229, @- 0.5042/0.5043, *- 0.5045, \$- Carried Forward Grade, -- Dyslexia, A/ABS- Absent, F- Fails, P- Passes RR- Reserved, RLE- Reserve for Lower Examination, RPV- Provisional, RCC- 0.5050, ADC- Admission Cancelled G:Grade, GP:Grade Point, C:Credits, ãC:Sum of Credit Points, ãCG:Sum of Product of Credits & Grades SGPI:Semester Grade Performance Index = ãCG/ãC, CGPI:Cumulative Grade Performance Index % Marks : 80 and Above 75-79.99 70-74.99 60-69.99 50-59.99 45-49.99 40-44.99 Less Than 40 Grade / Gr. Pt. : O / 10 A / 9 B / 8 C / 7 D / 6 E / 5 P / 4 F / 0										

Dr. G. T. Thanpi
PRINCIPAL
Thadomal Shahani Engineering College
Bandra (W), Mumbai - 400 050.



SEAT_NO	NAME	<Course-I>	<Course-II>	<Course-III>	<Course-IV>	<Course-V>	<Course-VII>	RESULT	REMARK	TOTAL MARKS	
Th(80/32)	Th(80/32)	Th(80/32)	Th(80/32)	Tw(25/10)	Tw(50/20)					OUT OF 600	
In(20/08)	In(20/08)	In(20/08)	In(20/08)	Pr/Or(25/10)	Pr/Or(100/40)						
Total	Total	Total	Total	Total	Total						
C G GP C*G	C G GP C*G	C G GP C*G	C G GP C*G	C G GP C*G	C G GP C*G			ãC	ãCG	SGPI	
01. ECC801	OPTICAL COMMUNICATION AND NETWORKS					04. ECCDLO8013	WIRELESS NETWORKS			08. ECCDLO8022	SATELLITE AND NANO SATELLITE COMMUNICATION
12. ILO 8011	PROJECT MANAGEMENT					21. ECL801	OPTICAL COMMUNICATION & NETWORKS LAB			22. ECP801	MAJOR PROJECT II

6009916	MADNANI BHAVESH KAMLESH MANISHA										
38	63	56	68	17	48						
16	15	15	16	18	99			P		469	
54	78	71	84	35	147						
3 D 6 18 3 A 9 27	3 B 8 24	3 O 10 30	1 B 8 8	6 O 10 60	19 167	8.79					
SGPI: SEM-I: 7.03 ; SEM-II: 7.93 ; SEM-III: 9.54 ; SEM-IV: 9.96 ; SEM-V: 9.61 ; SEM-VI: 8.41 ; SEM-VII: 8.20 ; CGPI: 8.77											
CREDITS: SEM-I: 18 ; SEM-II: 20 ; SEM-III: 24 ; SEM-IV: 24 ; SEM-V: 23 ; SEM-VI: 22 ; SEM-VII: 20											
MARKS: SEM-I:435/675; SEM-II:511/725; SEM-III:635/750; SEM-IV:668/775; SEM-V:651/775; SEM-VI:549/750; SEM-VII:488/650; TOTAL: 4406/5700 (77.30%)											

6009917	MAHATME KANAK KESARI ALAKA										
37	52	35	47	15	44						
14	14	20	14	15	90			P		397	
51	66	55	61	30	134						
3 D 6 18 3 C 7 21	3 D 6 18	3 C 7 21	1 C 7 7	6 O 10 60	19 145	7.63					
(DIPLOMA STUDENT) SGPI: SEM-III:10.00 ; SEM-IV:10.00 ; SEM-V: 9.22 ; SEM-VI: 7.78 ; SEM-VII: 7.35 ; CGPI: 8.75											
CREDITS: SEM-III: 24 ; SEM-IV: 24 ; SEM-V: 23 ; SEM-VI: 22 ; SEM-VII: 20											
MARKS: SEM-III:651/750; SEM-IV:689/775; SEM-V:629/775; SEM-VI:537/750; SEM-VII:431/650; TOTAL: 3334/4300 (77.53%)											

6009918	MULIK CHINMAY DEEPAK DEEPIKA										
45	60	46	63	16	46						
14	14	20	17	15	93			P	RLE	449	
59	74	66	80	31	139						
3 D 6 18 3 B 8 24	3 C 7 21	3 O 10 30	1 C 7 7	6 O 10 60	19 160	8.42					
(DIPLOMA STUDENT) SGPI: SEM-III: 9.92 ; SEM-IV: 9.88 ; SEM-V: 9.17 ; SEM-VI: 8.50 ; SEM-VII: -- ; CGPI: --											
CREDITS: SEM-III: 24 ; SEM-IV: 24 ; SEM-V: 23 ; SEM-VI: 22 ; SEM-VII: --											
MARKS: SEM-III:653/750; SEM-IV:667/775; SEM-V:621/775; SEM-VI:556/750; SEM-VII:-- ; TOTAL: --											

/- FEMALE, #- 0.229, @- 0.5042/0.5043, *- 0.5045, \$- Carried Forward Grade, -- Dyslexia, A/ABS- Absent, F- Fails, P- Passes											
RR- Reserved, RLE- Reserve for Lower Examination, RPV- Provisional, RCC- 0.5050, ADC- Admission Cancelled											
G:Grade, GP:Grade Point, C:Credits, ãC:Sum of Credit Points, ãCG:Sum of Product of Credits & Grades											
SGPI:Semester Grade Performance Index = ãCG/ãC, CGPI:Cumulative Grade Performance Index											
% Marks : 80 and Above 75-79.99 70-74.99 60-69.99 50-59.99 45-49.99 40-44.99 Less Than 40											
Grade / Gr. Pt. : O / 10 A / 9 B / 8 C / 7 D / 6 E / 5 P / 4 F / 0											

Dr. G. T. Thanpi
PRINCIPAL
Thadomal Shahani Engineering College
Bandra (W), Mumbai - 400 050.



SEAT_NO	NAME	<Course-I>	<Course-II>	<Course-III>	<Course-IV>	<Course-V>	<Course-VII>				TOTAL MARKS				
		Th(80/32)	Th(80/32)	Th(80/32)	Th(80/32)	Tw(25/10)	Tw(50/20)				OUT OF 600				
		In(20/08)	In(20/08)	In(20/08)	In(20/08)	Pr/Or(25/10)	Pr/Or(100/40)	RESULT	REMARK						
		Total	Total	Total	Total	Total	Total								
		C G GP C*G	C G GP C*G	C G GP C*G	C G GP C*G	C G GP C*G	C G GP C*G	ãC	ãCG	SGPI					
01.	ECC801	OPTICAL COMMUNICATION AND NETWORKS					04.	ECCDLO8013	WIRELESS NETWORKS			08.	ECCDLO8022	SATELLITE AND NANO SATELLITE COMMUNICATION	
12.	ILO 8011	PROJECT MANAGEMENT					21.	ECL801	OPTICAL COMMUNICATION & NETWORKS LAB			22.	ECP801	MAJOR PROJECT II	
6009919	SHARMA TRISHI VIJAYKUMAR SUSHMA														
		32	70	57	68	20	46								
		15	14	19	14	18	94	P			467				
		47	84	76	82	38	140								
		3 E 5	15 3 O 10	30 3 A 9 27	3 O 10 30	1 A 9 9	6 O 10 60	19	171	9.00					
		SGPI: SEM-I: 6.92 ; SEM-II: 7.73 ; SEM-III: 9.42 ; SEM-IV: 9.63 ; SEM-V: 9.30 ; SEM-VI: 9.09 ; SEM-VII: 7.75 ; CGPI: 8.68													
		CREDITS: SEM-I: 18 ; SEM-II: 20 ; SEM-III: 24 ; SEM-IV: 24 ; SEM-V: 23 ; SEM-VI: 22 ; SEM-VII: 20													
		MARKS: SEM-I:424/675; SEM-II:497/725; SEM-III:618/750; SEM-IV:651/775; SEM-V:629/775; SEM-VI:596/750; SEM-VII:438/650; TOTAL: 4320/5700 (75.79%)													
6009920	SHARMA YOG MANISH BHUMIKA														
		48	57	52	54	15	48								
		13	12	19	17	14	95	P	RLE	444					
		61	69	71	71	29	143								
		3 C 7	21 3 C 7 21	3 B 8 24	3 B 8 24	1 D 6 6	6 O 10 60	19	156	8.21					
		SGPI: SEM-I: 7.14 ; SEM-II: 7.90 ; SEM-III: 9.75 ; SEM-IV: 9.42 ; SEM-V: 9.65 ; SEM-VI: 8.59 ; SEM-VII: -- ; CGPI: --													
		CREDITS: SEM-I: 18 ; SEM-II: 20 ; SEM-III: 24 ; SEM-IV: 24 ; SEM-V: 23 ; SEM-VI: 22 ; SEM-VII: --													
		MARKS: SEM-I:440/675; SEM-II:518/725; SEM-III:640/750; SEM-IV:648/775; SEM-V:655/775; SEM-VI:567/750; SEM-VII:-- ; TOTAL: --													
6009921	SHEWARAMANI JATIN NARESH GAURI														
		36	48	52	39	15	48								
		12	10	13	16	14	99	P	RLE	402					
		48	58	65	55	29	147								
		3 E 5	15 3 D 6 18	3 C 7 21	3 D 6 18	1 D 6 6	6 O 10 60	19	138	7.26					
		SGPI: SEM-I: 5.92 ; SEM-II: 6.75 ; SEM-III: 9.25 ; SEM-IV: 9.42 ; SEM-V: 8.83 ; SEM-VI: 6.77 ; SEM-VII: -- ; CGPI: --													
		CREDITS: SEM-I: 18 ; SEM-II: 20 ; SEM-III: 24 ; SEM-IV: 24 ; SEM-V: 23 ; SEM-VI: 22 ; SEM-VII: --													
		MARKS: SEM-I:384/675; SEM-II:448/725; SEM-III:606/750; SEM-IV:631/775; SEM-V:597/775; SEM-VI:459/750; SEM-VII:-- ; TOTAL: --													
/- FEMALE, #- 0.229, @- 0.5042/0.5043, *- 0.5045, \$- Carried Forward Grade, -- Dyslexia, A/ABS- Absent, F- Fails, P- Passes															
RR- Reserved, RLE- Reserve for Lower Examination, RPV- Provisional, RCC- 0.5050, ADC- Admission Cancelled															
G:Grade, GP:Grade Point, C:Credits, ãC:Sum of Credit Points, ãCG:Sum of Product of Credits & Grades															
SGPI:Semester Grade Performance Index = ãCG/ãC, CGPI:Cumulative Grade Performance Index															
% Marks : 80 and Above 75-79.99 70-74.99 60-69.99 50-59.99 45-49.99 40-44.99 Less Than 40															
Grade / Gr. Pt. : O / 10 A / 9 B / 8 C / 7 D / 6 E / 5 P / 4 F / 0															

Dr. G. T. Thanpi
PRINCIPAL
Thadomal Shahani Engineering College
Bandra (W), Mumbai - 400 050.



Result of Information Technology Department



Dr. G. T. Thampi
PRINCIPAL
Thadomal Shahani Engineering College
Bandra (W), Mumbai - 400 050.



SEAT_NO	NAME	<Course-I> Th(80/32)	<Course-II> Th(80/32)	<Course-III> Th(80/32)	<Course-IV> Th(80/32)	<Course-V> Tw(25/10)	<Course-VI> Tw(25/10)	<Course-VII> Tw(100/40)	TOTAL MARKS	RESULT	REMARK	OUT OF 650
		In(20/08)	In(20/08)	In(20/08)	In(20/08)	Pr/Or(25/10)	Pr/Or(25/10)	Pr/Or(50/20)				
		Total	Total	Total	Total	Total	Total	Total				
		C G GP C*G	C G GP C*G	C G GP C*G	C G GP C*G	C G GP C*G	C G GP C*G	C G GP C*G		腩 腩G	SGPI	
01. ITC801	BLOCKCHAIN AND DLT											
10. ILO8011	PROJECT MANAGEMENT											
21. ITP801	MAJOR PROJECT II											
02. ITDO8011	BIG DATA ANALYTICS											
19. ITL801	BLOCKCHAIN LAB											
06. ITDO8021	USER INTERFACE DESIGN											
20. ITL802	CLOUD COMPUTING LAB											

1238516 / JETHANI VANSHIKA SANTOSH KAJAL

54	56	56	45	21	20	84						
14	12	17	16	18	16	46	P	RLE	475			
68	68	73	61	39	36	130						
3 C 7 21 3 C 7 21 3 B 8 24 3 C 7 21 1 A 9 9 1 B 8 8 6 O 10 60							20	164	8.20			

SGPI: SEM-I: 6.22 ; SEM-II: 6.78 ; SEM-III: 8.30 ; SEM-IV: 9.35 ; SEM-V: 9.17 ; SEM-VI: 7.64 ; SEM-VII: -- ; CGPI: --
 CREDITS: SEM-I: 27 ; SEM-II: 27 ; SEM-III: 23 ; SEM-IV: 23 ; SEM-V: 23 ; SEM-VI: 22 ; SEM-VII: --
 MARKS: SEM-I:453/750; SEM-II:464/750; SEM-III:570/775; SEM-IV:611/775; SEM-V:654/800; SEM-VI:559/800; SEM-VII:-- ; TOTAL: --

1238517 PANJWANI DHAIRYA DEEPAK ARPITA

46	45	52	54	22	15	93						
13	11	17	16	20	11	45	P	RLE	460			
59	56	69	70	42	26	138						
3 D 6 18 3 D 6 18 3 C 7 21 3 B 8 24 1 O 10 10 1 D 6 6 6 O 10 60							20	157	7.85			

SGPI: SEM-I: 7.63 ; SEM-II: 6.37 ; SEM-III: 9.61 ; SEM-IV: 9.70 ; SEM-V: 9.57 ; SEM-VI: 7.68 ; SEM-VII: -- ; CGPI: --
 CREDITS: SEM-I: 27 ; SEM-II: 27 ; SEM-III: 23 ; SEM-IV: 23 ; SEM-V: 23 ; SEM-VI: 22 ; SEM-VII: --
 MARKS: SEM-I:500/750; SEM-II:434/750; SEM-III:644/775; SEM-IV:638/775; SEM-V:656/800; SEM-VI:549/800; SEM-VII:-- ; TOTAL: --

01. ITC801	BLOCKCHAIN AND DLT											
10. ILO8011	PROJECT MANAGEMENT											
21. ITP801	MAJOR PROJECT II											
04. ITDO8013	SIMULATION AND MODELING											
19. ITL801	BLOCKCHAIN LAB											
06. ITDO8021	USER INTERFACE DESIGN											
20. ITL802	CLOUD COMPUTING LAB											

1238518 / GURAV SHWETALI RAJESH DARSHANA

51	41	45	48	10	16	70						
10	9	18	13	10	11	30	P	RLE	382			
61	50	63	61	20	27	100						
3 C 7 21 3 D 6 18 3 C 7 21 3 C 7 21 1 P 4 4 1 D 6 6 6 C 7 42							20	133	6.65			

(DIPLOMA STUDENT) SGPI: SEM-III: 7.04 ; SEM-IV: 5.68 ; SEM-V: 9.30 ; SEM-VI: 7.36 ; SEM-VII: -- ; CGPI: --
 CREDITS: SEM-III: 28 ; SEM-IV: 23 ; SEM-V: 23 ; SEM-VI: 22 ; SEM-VII: --
 MARKS: SEM-III:563/875; SEM-IV:440/825; SEM-V:637/800; SEM-VI:535/800; SEM-VII:-- ; TOTAL: --

/- FEMALE, #- 0.229, @- 0.5042/0.5043, *- 0.5045, \$- Carried Forward Grade, ~- Dyslexia, A/ABS- Absent, F- Fails, P- Passes
 RR- Reserved, RLE- Reserve for Lower Examination, RPV- Provisional, RCC- 0.5050, ADC- Admission Cancelled

G:Grade, GP:Grade Point, C:Credits, 腩:Sum of Credit Points, 腩G:Sum of Product of Credits & Grades

SGPI:Semester Grade Performance Index = 腩G/腩, CGPI:Cumulative Grade Performance Index

% Marks : 80 and Above 75-79.99 70-74.99 60-69.99 50-59.99 45-49.99 40-44.99 Less Than 40

Grade / Gr. Pt. : O / 10 A / 9 B / 8 C / 7 D / 6 E / 5 P / 4 F / 0

Dr. G. T. Thanpi
 PRINCIPAL
 Thadomal Shahani Engineering College
 Bandra (W), Mumbai - 400 050.



SEAT_NO	NAME	<Course-I>	<Course-II>	<Course-III>	<Course-IV>	<Course-V>	<Course-VI>	<Course-VII>	RESULT	REMARK	TOTAL MARKS				
		Th(80/32)	Th(80/32)	Th(80/32)	Th(80/32)	Tw(25/10)	Tw(25/10)	Tw(100/40)			OUT OF 650				
		In(20/08)	In(20/08)	In(20/08)	In(20/08)	Pr/Or(25/10)	Pr/Or(25/10)	Pr/Or(50/20)							
		Total	Total	Total	Total	Total	Total	Total							
		C G GP C*G	C G GP C*G	C G GP C*G	C G GP C*G	C G GP C*G	C G GP C*G	C G GP C*G	腓 腓G	SGPI					
01.	ITC801	BLOCKCHAIN AND DLT						02.	ITD08011	BIG DATA ANALYTICS		06.	ITD08021	USER INTERFACE DESIGN	
10.	ILO8011	PROJECT MANAGEMENT						19.	ITL801	BLOCKCHAIN LAB		20.	ITL802	CLOUD COMPUTING LAB	
21.	ITP801	MAJOR PROJECT II													
6013598	ANIRUDH NAVIN AMRITA														
		38	37	48	60	24	21	95							
		16	14	20	18	22	23	47	P		483				
		54	51	68	78	46	44	142							
		3 D 6 18 3 D 6 18 3 C 7 21	3 A 9 27 1 O 10 10	1 O 10 10	6 O 10 60	20	164	8.20							
		SGPI: SEM-I: 6.42 ; SEM-II: 8.58 ; SEM-III: 9.48 ; SEM-IV: 9.61 ; SEM-V: 9.74 ; SEM-VI: 7.82 ; SEM-VII: 7.32 ; CGPI: 8.46													
		CREDITS: SEM-I: 18 ; SEM-II: 20 ; SEM-III: 23 ; SEM-IV: 23 ; SEM-V: 23 ; SEM-VI: 22 ; SEM-VII: 22													
		MARKS: SEM-I:425/675; SEM-II:547/725; SEM-III:653/775; SEM-IV:651/775; SEM-V:690/800; SEM-VI:570/800; SEM-VII:494/750; TOTAL: 4513/5950 (75.85%)													
6013599	AGRAWAL VEDANT JAYESH MAMTA														
		55	45	49	57	17	15	94							
		12	14	18	16	16	11	46	P		465 #10				
		67	59	67	73	33	26	140							
		3 C 7 21 3 D 6 18 3 C 7 21	3 B 8 24 1 C 7 7 1 D 6 6 6 O 10 60	20	157	7.85	#0.10								
		SGPI: SEM-I: 6.22 ; SEM-II: 7.65 ; SEM-III: 9.39 ; SEM-IV: 9.35 ; SEM-V: 8.91 ; SEM-VI: 7.73 ; SEM-VII: 7.27 ; CGPI: 8.13													
		CREDITS: SEM-I: 18 ; SEM-II: 20 ; SEM-III: 23 ; SEM-IV: 23 ; SEM-V: 23 ; SEM-VI: 22 ; SEM-VII: 22													
		MARKS: SEM-I:393/675; SEM-II:507/725; SEM-III:629/775; SEM-IV:626/775; SEM-V:622/800; SEM-VI:567/800; SEM-VII:497/750; TOTAL: 4316/5950 (72.54%)													
6013600	ARDEKAR SANKET SANJAY SNEHA														
		51	60	47	59	23	15	95							
		18	16	17	16	21	12	47	P		497				
		69	76	64	75	44	27	142							
		3 C 7 21 3 A 9 27 3 C 7 21	3 A 9 27 1 O 10 10 1 D 6 6 6 O 10 60	20	172	8.60									
		SGPI: SEM-I: 7.67 ; SEM-II: 8.30 ; SEM-III: 9.61 ; SEM-IV: 9.74 ; SEM-V: 9.61 ; SEM-VI: 8.50 ; SEM-VII: 7.86 ; CGPI: 8.78													
		CREDITS: SEM-I: 18 ; SEM-II: 20 ; SEM-III: 23 ; SEM-IV: 23 ; SEM-V: 23 ; SEM-VI: 22 ; SEM-VII: 22													
		MARKS: SEM-I:461/675; SEM-II:538/725; SEM-III:662/775; SEM-IV:650/775; SEM-V:676/800; SEM-VI:604/800; SEM-VII:522/750; TOTAL: 4610/5950 (77.48%)													
/- FEMALE, #- 0.229, @- 0.5042/0.5043, *- 0.5045, \$- Carried Forward Grade, ~- Dyslexia, A/ABS- Absent, F- Fails, P- Passes RR- Reserved, RLE- Reserve for Lower Examination, RPV- Provisional, RCC- 0.5050, ADC- Admission Cancelled G:Grade, GP:Grade Point, C:Credits, 腓:Sum of Credit Points, 腓G:Sum of Product of Credits & Grades SGPI:Semester Grade Performance Index = 腓G/腓, CGPI:Cumulative Grade Performance Index % Marks : 80 and Above 75-79.99 70-74.99 60-69.99 50-59.99 45-49.99 40-44.99 Less Than 40 Grade / Gr. Pt. : O / 10 A / 9 B / 8 C / 7 D / 6 E / 5 P / 4 F / 0															

Dr. G. T. Thanpi
PRINCIPAL
Thadomal Shahani Engineering College
Bandra (W), Mumbai - 400 050.



SEAT_NO	NAME	<Course-I>	<Course-II>	<Course-III>	<Course-IV>	<Course-V>	<Course-VI>	<Course-VII>	RESULT	REMARK	TOTAL MARKS				
		Th(80/32)	Th(80/32)	Th(80/32)	Th(80/32)	Tw(25/10)	Tw(25/10)	Tw(100/40)			OUT OF 650				
		In(20/08)	In(20/08)	In(20/08)	In(20/08)	Pr/Or(25/10)	Pr/Or(25/10)	Pr/Or(50/20)							
		Total	Total	Total	Total	Total	Total	Total							
		C G GP C*G	C G GP C*G	C G GP C*G	C G GP C*G	C G GP C*G	C G GP C*G	C G GP C*G	腩 腩G	SGPI					
01.	ITC801	BLOCKCHAIN AND DLT						02.	ITD08011	BIG DATA ANALYTICS		06.	ITD08021	USER INTERFACE DESIGN	
10.	ILO8011	PROJECT MANAGEMENT						19.	ITL801	BLOCKCHAIN LAB		20.	ITL802	CLOUD COMPUTING LAB	
21.	ITP801	MAJOR PROJECT II													
6013601	BAJAJ KARAN DHANRAJ SEEMA														
		38	54	52	56	15	15	70							
		12	13	13	16	15	11	27	P		407				
		50	67	65	72	30	26	97							
		3 D 6 18 3 C 7 21	3 C 7 21	3 B 8 24	1 C 7 7	1 D 6 6	6 C 7 42	20 139	6.95						
		SGPI: SEM-I: 5.97 ; SEM-II: 6.58 ; SEM-III: 8.35 ; SEM-IV: 8.91 ; SEM-V: 8.87 ; SEM-VI: 7.00 ; SEM-VII: 7.32 ; CGPI: 7.57													
		CREDITS: SEM-I: 18 ; SEM-II: 20 ; SEM-III: 23 ; SEM-IV: 23 ; SEM-V: 23 ; SEM-VI: 22 ; SEM-VII: 22													
		MARKS: SEM-I:378/675; SEM-II:433/725; SEM-III:572/775; SEM-IV:600/775; SEM-V:619/800; SEM-VI:518/800; SEM-VII:476/750; TOTAL: 4003/5950 (67.28%)													
6013602	BAPAT SANJEEVAN DEVDAS ANAGHA														
		47	55	60	56	24	21	96							
		16	18	20	17	23	23	45	P		521				
		63	73	80	73	47	44	141							
		3 C 7 21 3 B 8 24	3 O 10 30	3 B 8 24	1 O 10 10	1 O 10 10	6 O 10 60	20 179	8.95						
		SGPI: SEM-I: 8.78 ; SEM-II:10.00 ; SEM-III: 9.61 ; SEM-IV: 9.74 ; SEM-V: 9.61 ; SEM-VI: 9.18 ; SEM-VII: 8.23 ; CGPI: 9.28													
		CREDITS: SEM-I: 18 ; SEM-II: 20 ; SEM-III: 23 ; SEM-IV: 23 ; SEM-V: 23 ; SEM-VI: 22 ; SEM-VII: 22													
		MARKS: SEM-I:539/675; SEM-II:630/725; SEM-III:682/775; SEM-IV:658/775; SEM-V:693/800; SEM-VI:653/800; SEM-VII:569/750; TOTAL: 4945/5950 (83.11%)													
6013603	BEDI HARSHISH PAVANJIT PAVNEET														
		54	46	45	52	15	14	90							
		11	10	14	16	15	10	40	P		432				
		65	56	59	68	30	24	130							
		3 C 7 21 3 D 6 18	3 D 6 18	3 C 7 21	1 C 7 7	1 E 5 5	6 O 10 60	20 150	7.50						
		SGPI: SEM-I: 7.17 ; SEM-II: 9.20 ; SEM-III: 9.26 ; SEM-IV: 9.22 ; SEM-V: 9.52 ; SEM-VI: 7.00 ; SEM-VII: 6.64 ; CGPI: 8.23													
		CREDITS: SEM-I: 18 ; SEM-II: 20 ; SEM-III: 23 ; SEM-IV: 23 ; SEM-V: 23 ; SEM-VI: 22 ; SEM-VII: 22													
		MARKS: SEM-I:457/675; SEM-II:578/725; SEM-III:632/775; SEM-IV:630/775; SEM-V:656/800; SEM-VI:510/800; SEM-VII:446/750; TOTAL: 4341/5950 (72.96%)													
/- FEMALE, #- 0.229, @- 0.5042/0.5043, *- 0.5045, \$- Carried Forward Grade, ~- Dyslexia, A/ABS- Absent, F- Fails, P- Passes RR- Reserved, RLE- Reserve for Lower Examination, RPV- Provisional, RCC- 0.5050, ADC- Admission Cancelled G:Grade, GP:Grade Point, C:Credits, 腩:Sum of Credit Points, 腩G:Sum of Product of Credits & Grades SGPI:Semester Grade Performance Index = 腩G/腩, CGPI:Cumulative Grade Performance Index % Marks : 80 and Above 75-79.99 70-74.99 60-69.99 50-59.99 45-49.99 40-44.99 Less Than 40 Grade / Gr. Pt. : O / 10 A / 9 B / 8 C / 7 D / 6 E / 5 P / 4 F / 0															

Dr. G. T. Thanpi
PRINCIPAL
Thadomal Shahani Engineering College
Bandra (W), Mumbai - 400 050.



SEAT_NO	NAME	<Course-I>	<Course-II>	<Course-III>	<Course-IV>	<Course-V>	<Course-VI>	<Course-VII>	RESULT	REMARK	TOTAL MARKS				
		Th(80/32)	Th(80/32)	Th(80/32)	Th(80/32)	Tw(25/10)	Tw(25/10)	Tw(100/40)			OUT OF 650				
		In(20/08)	In(20/08)	In(20/08)	In(20/08)	Pr/Or(25/10)	Pr/Or(25/10)	Pr/Or(50/20)							
		Total	Total	Total	Total	Total	Total	Total							
		C G GP C*G	C G GP C*G	C G GP C*G	C G GP C*G	C G GP C*G	C G GP C*G	C G GP C*G	腩 腩G	SGPI					
01.	ITC801	BLOCKCHAIN AND DLT						02.	ITD08011	BIG DATA ANALYTICS		06.	ITD08021	USER INTERFACE DESIGN	
10.	ILO8011	PROJECT MANAGEMENT						19.	ITL801	BLOCKCHAIN LAB		20.	ITL802	CLOUD COMPUTING LAB	
21.	ITP801	MAJOR PROJECT II													

6013604	BHOSEKAR UTKARSH VINAY RADHIKA														
		36	32	43	46	23	22	92							
		16	11	18	16	23	20	45	P		443				
		52	43	61	62	46	42	137							
		3 D 6 18 3 P 4	12 3 C 7 21	3 C 7 21	1 O 10 10	1 O 10 10	6 O 10 60	20 152 7.60							
		SGPI: SEM-I: 6.42 ; SEM-II: 8.25 ; SEM-III: 8.70 ; SEM-IV: 9.35 ; SEM-V: 9.43 ; SEM-VI: 7.50 ; SEM-VII: 7.18 ; CGPI: 8.11													
		CREDITS: SEM-I: 18 ; SEM-II: 20 ; SEM-III: 23 ; SEM-IV: 23 ; SEM-V: 23 ; SEM-VI: 22 ; SEM-VII: 22													
		MARKS: SEM-I:409/675; SEM-II:515/725; SEM-III:584/775; SEM-IV:616/775; SEM-V:644/800; SEM-VI:555/800; SEM-VII:477/750; TOTAL: 4243/5950 (71.31%)													

6013605	CHAMPANERI YASH NARENDRA LATA														
		46	60	47	49	22	22	97							
		18	17	20	15	23	23	48	P		507				
		64	77	67	64	45	45	145							
		3 C 7 21 3 A 9	27 3 C 7 21	3 C 7 21	3 C 7 21	1 O 10 10	1 O 10 10	6 O 10 60	20 170 8.50						
		SGPI: SEM-I: 9.17 ; SEM-II: 9.80 ; SEM-III: 8.96 ; SEM-IV: 9.74 ; SEM-V:10.00 ; SEM-VI: 8.64 ; SEM-VII: 7.95 ; CGPI: 9.10													
		CREDITS: SEM-I: 18 ; SEM-II: 20 ; SEM-III: 23 ; SEM-IV: 23 ; SEM-V: 23 ; SEM-VI: 22 ; SEM-VII: 22													
		MARKS: SEM-I:528/675; SEM-II:636/725; SEM-III:620/775; SEM-IV:680/775; SEM-V:692/800; SEM-VI:610/800; SEM-VII:532/750; TOTAL: 4805/5950 (80.76%)													

6013606	CHAVAN SHUBHAM SHARAD SHRADDHA														
		60	61	68	56	24	21	95							
		18	19	20	16	22	18	49	P		547				
		78	80	88	72	46	39	144							
		3 A 9 27 3 O 10	30 3 O 10 30	3 B 8 24	1 O 10 10	1 A 9 9	6 O 10 60	20 190 9.50							
		SGPI: SEM-I: 9.00 ; SEM-II: 9.80 ; SEM-III: 9.48 ; SEM-IV: 9.48 ; SEM-V:10.00 ; SEM-VI: 9.18 ; SEM-VII: 8.45 ; CGPI: 9.37													
		CREDITS: SEM-I: 18 ; SEM-II: 20 ; SEM-III: 23 ; SEM-IV: 23 ; SEM-V: 23 ; SEM-VI: 22 ; SEM-VII: 22													
		MARKS: SEM-I:542/675; SEM-II:613/725; SEM-III:651/775; SEM-IV:654/775; SEM-V:704/800; SEM-VI:642/800; SEM-VII:562/750; TOTAL: 4915/5950 (82.61%)													

/- FEMALE, #- 0.229, @- 0.5042/0.5043, *- 0.5045, \$- Carried Forward Grade, ~- Dyslexia, A/ABS- Absent, F- Fails, P- Passes															
RR- Reserved, RLE- Reserve for Lower Examination, RPV- Provisional, RCC- 0.5050, ADC- Admission Cancelled															
G:Grade, GP:Grade Point, C:Credits, 腩:Sum of Credit Points, 腩G:Sum of Product of Credits & Grades															
SGPI:Semester Grade Performance Index = 腩G/腩, CGPI:Cumulative Grade Performance Index															
% Marks : 80 and Above 75-79.99 70-74.99 60-69.99 50-59.99 45-49.99 40-44.99 Less Than 40															
Grade / Gr. Pt. : O / 10 A / 9 B / 8 C / 7 D / 6 E / 5 P / 4 F / 0															

Dr. G. T. Thanpi
PRINCIPAL
Thadomal Shahani Engineering College
Bandra (W), Mumbai - 400 050.



SEAT_NO	NAME	<Course-I>	<Course-II>	<Course-III>	<Course-IV>	<Course-V>	<Course-VI>	<Course-VII>	TOTAL MARKS	RESULT	REMARK					
		Th(80/32)	Th(80/32)	Th(80/32)	Th(80/32)	Tw(25/10)	Tw(25/10)	Tw(100/40)	OUT OF 650							
		In(20/08)	In(20/08)	In(20/08)	In(20/08)	Pr/Or(25/10)	Pr/Or(25/10)	Pr/Or(50/20)								
		Total	Total	Total	Total	Total	Total	Total								
		C G GP C*G	C G GP C*G	C G GP C*G	C G GP C*G	C G GP C*G	C G GP C*G	C G GP C*G		腩	腩G	SGPI				
01.	ITC801	BLOCKCHAIN AND DLT						02.	ITD08011	BIG DATA ANALYTICS			06.	ITD08021	USER INTERFACE DESIGN	
10.	ILO8011	PROJECT MANAGEMENT						19.	ITL801	BLOCKCHAIN LAB			20.	ITL802	CLOUD COMPUTING LAB	
21.	ITP801	MAJOR PROJECT II														

6013607	CHAVAN SIDDHANT SAMIR VARSHA															
		48	61	60	58	20	21	91								
		19	17	19	16	17	20	41		P				508		
		67	78	79	74	37	41	132								
		3 C 7	21 3 A 9	27 3 A 9	27 3 B 8	24 1 B 8	8 1 O 10	10 6 O 10	60	20	177	8.85				
		SGPI: SEM-I: 8.50 ; SEM-II: 9.40 ; SEM-III: 9.61 ; SEM-IV: 9.65 ; SEM-V: 9.87 ; SEM-VI: 9.05 ; SEM-VII: 8.64 ; CGPI: 9.22														
		CREDITS: SEM-I: 18 ; SEM-II: 20 ; SEM-III: 23 ; SEM-IV: 23 ; SEM-V: 23 ; SEM-VI: 22 ; SEM-VII: 22														
		MARKS: SEM-I:515/675; SEM-II:598/725; SEM-III:660/775; SEM-IV:662/775; SEM-V:690/800; SEM-VI:634/800; SEM-VII:577/750; TOTAL: 4844/5950 (81.41%)														

6013608	CHHAJED NIDHISH AJAY SONAL															
		58	58	40	60	24	21	90								
		15	15	17	14	23	20	42		P				497		
		73	73	57	74	47	41	132								
		3 B 8	24 3 B 8	24 3 D 6	18 3 B 8	24 1 O 10	10 1 O 10	10 6 O 10	60	20	170	8.50				
		SGPI: SEM-I: 7.67 ; SEM-II: 9.90 ; SEM-III: 9.09 ; SEM-IV: 9.74 ; SEM-V: 9.74 ; SEM-VI: 8.46 ; SEM-VII: 7.36 ; CGPI: 8.84														
		CREDITS: SEM-I: 18 ; SEM-II: 20 ; SEM-III: 23 ; SEM-IV: 23 ; SEM-V: 23 ; SEM-VI: 22 ; SEM-VII: 22														
		MARKS: SEM-I:471/675; SEM-II:627/725; SEM-III:615/775; SEM-IV:663/775; SEM-V:690/800; SEM-VI:620/800; SEM-VII:503/750; TOTAL: 4686/5950 (78.76%)														

6013609	DE SNEHASHISH DEBASISH SOMA															
		54	55	47	53	23	22	95								
		17	18	20	17	22	21	49		P				513		
		71	73	67	70	45	43	144								
		3 B 8	24 3 B 8	24 3 C 7	21 3 B 8	24 1 O 10	10 1 O 10	10 6 O 10	60	20	173	8.65				
		SGPI: SEM-I: 7.11 ; SEM-II: 8.65 ; SEM-III: 9.35 ; SEM-IV: 9.48 ; SEM-V: 9.74 ; SEM-VI: 8.09 ; SEM-VII: 7.68 ; CGPI: 8.64														
		CREDITS: SEM-I: 18 ; SEM-II: 20 ; SEM-III: 23 ; SEM-IV: 23 ; SEM-V: 23 ; SEM-VI: 22 ; SEM-VII: 22														
		MARKS: SEM-I:448/675; SEM-II:547/725; SEM-III:628/775; SEM-IV:651/775; SEM-V:689/800; SEM-VI:599/800; SEM-VII:537/750; TOTAL: 4612/5950 (77.51%)														

/- FEMALE, #- 0.229, @- 0.5042/0.5043, *- 0.5045, \$- Carried Forward Grade, ~- Dyslexia, A/ABS- Absent, F- Fails, P- Passes																
RR- Reserved, RLE- Reserve for Lower Examination, RPV- Provisional, RCC- 0.5050, ADC- Admission Cancelled																
G:Grade, GP:Grade Point, C:Credits, 腩:Sum of Credit Points, 腩G:Sum of Product of Credits & Grades																
SGPI:Semester Grade Performance Index = 腩G/腩, CGPI:Cumulative Grade Performance Index																
% Marks : 80 and Above 75-79.99 70-74.99 60-69.99 50-59.99 45-49.99 40-44.99 Less Than 40																
Grade / Gr. Pt. : O / 10 A / 9 B / 8 C / 7 D / 6 E / 5 P / 4 F / 0																

Dr. G. T. Thanpi
PRINCIPAL
Thadomal Shahani Engineering College
Bandra (W), Mumbai - 400 050.



SEAT_NO	NAME	<Course-I>	<Course-II>	<Course-III>	<Course-IV>	<Course-V>	<Course-VI>	<Course-VII>	RESULT	REMARK	TOTAL MARKS
		Th(80/32)	Th(80/32)	Th(80/32)	Th(80/32)	Tw(25/10)	Tw(25/10)	Tw(100/40)			OUT OF 650
		In(20/08)	In(20/08)	In(20/08)	In(20/08)	Pr/Or(25/10)	Pr/Or(25/10)	Pr/Or(50/20)			
		Total	Total	Total	Total	Total	Total	Total			
		C G GP C*G	C G GP C*G	C G GP C*G	C G GP C*G	C G GP C*G	C G GP C*G	C G GP C*G	腓 腓G	SGPI	
01.	ITC801	BLOCKCHAIN AND DLT			02.	ITD08011	BIG DATA ANALYTICS		06.	ITD08021	USER INTERFACE DESIGN
10.	ILO8011	PROJECT MANAGEMENT			19.	ITL801	BLOCKCHAIN LAB		20.	ITL802	CLOUD COMPUTING LAB
21.	ITP801	MAJOR PROJECT II									
6013610	DENGANI AVINASH MAHESH SHEELA										
		37	65	49	64	22	17	95			
		14	10	17	17	21	16	45	P	RPV	489
		51	75	66	81	43	33	140			
		3 D 6 18 3 A 9 27 3 C 7 21			3 O 10 30	1 O 10 10	1 C 7 7	6 O 10 60	20	173	8.65
		SGPI: SEM-I: 6.58 ; SEM-II: 8.90 ; SEM-III: 9.61 ; SEM-IV: 9.61 ; SEM-V: 10.00 ; SEM-VI: 7.45 ; SEM-VII: 7.00 ; CGPI: 8.53									
		CREDITS: SEM-I: 18 ; SEM-II: 20 ; SEM-III: 23 ; SEM-IV: 23 ; SEM-V: 23 ; SEM-VI: 22 ; SEM-VII: 22									
		MARKS: SEM-I: 407/675; SEM-II: 572/725; SEM-III: 660/775; SEM-IV: 666/775; SEM-V: 700/800; SEM-VI: 542/800; SEM-VII: 478/750; TOTAL: 4514/5950 (75.87%)									
6013611	DHARMANI BHAVISHYA NARESH DISHA										
		21F	25F	16F	32E	22E	10E	90E			
		8E	2F	14E	14E	18E	11E	40E	F		323
		--	--	--	46	40	21	130			
		--	--	--	3 E 5 15	1 O 10 10	1 P 4 4	6 O 10 60	11	89	--
		SGPI: SEM-I: 6.86 ; SEM-II: 5.85 ; SEM-III: 8.61 ; SEM-IV: 8.87 ; SEM-V: 8.74 ; SEM-VI: 6.05 ; SEM-VII: -- ; CGPI: --									
		CREDITS: SEM-I: 18 ; SEM-II: 20 ; SEM-III: 23 ; SEM-IV: 23 ; SEM-V: 23 ; SEM-VI: 22 ; SEM-VII: --									
		MARKS: SEM-I: 428/675; SEM-II: 399/725; SEM-III: 578/775; SEM-IV: 590/775; SEM-V: 607/800; SEM-VI: 460/800; SEM-VII: -- ; TOTAL: --									
6013612	GALANI BHAVESH SUNIL GALANI AARTI GALANI										
		38	36	39	37	22	16	84			
		12	10	13	14	18	10	31	P	RPV	380
		50	46	52	51	40	26	115			
		3 D 6 18 3 E 5 15 3 D 6 18 3 D 6 18 1 O 10 10 1 D 6 6 6 A 9 54							20	139	6.95
	(DIPLOMA STUDENT)	SGPI: SEM-III: 9.17 ; SEM-IV: 9.00 ; SEM-V: 9.48 ; SEM-VI: 6.36 ; SEM-VII: 6.82 ; CGPI: 8.01									
		CREDITS: SEM-III: 23 ; SEM-IV: 23 ; SEM-V: 23 ; SEM-VI: 22 ; SEM-VII: 22									
		MARKS: SEM-III: 623/775; SEM-IV: 602/775; SEM-V: 647/800; SEM-VI: 476/800; SEM-VII: 445/750; TOTAL: 3173/4550 (69.74%)									
<p>/- FEMALE, #- 0.229, @- 0.5042/0.5043, *- 0.5045, \$- Carried Forward Grade, ~- Dyslexia, A/ABS- Absent, F- Fails, P- Passes RR- Reserved, RLE- Reserve for Lower Examination, RPV- Provisional, RCC- 0.5050, ADC- Admission Cancelled G:Grade, GP:Grade Point, C:Credits, 腓:Sum of Credit Points, 腓G:Sum of Product of Credits & Grades SGPI:Semester Grade Performance Index = 腓G/腓, CGPI:Cumulative Grade Performance Index % Marks : 80 and Above 75-79.99 70-74.99 60-69.99 50-59.99 45-49.99 40-44.99 Less Than 40 Grade / Gr. Pt. : O / 10 A / 9 B / 8 C / 7 D / 6 E / 5 P / 4 F / 0</p>											

Dr. G. T. Thanpi
PRINCIPAL
Thadomal Shahani Engineering College
Bandra (W), Mumbai - 400 050.



SEAT_NO	NAME	<Course-I>	<Course-II>	<Course-III>	<Course-IV>	<Course-V>	<Course-VI>	<Course-VII>	RESULT	REMARK	TOTAL MARKS				
		Th(80/32)	Th(80/32)	Th(80/32)	Th(80/32)	Tw(25/10)	Tw(25/10)	Tw(100/40)			OUT OF 650				
		In(20/08)	In(20/08)	In(20/08)	In(20/08)	Pr/Or(25/10)	Pr/Or(25/10)	Pr/Or(50/20)							
		Total	Total	Total	Total	Total	Total	Total							
		C G GP C*G	C G GP C*G	C G GP C*G	C G GP C*G	C G GP C*G	C G GP C*G	C G GP C*G	腓 腓G	SGPI					
01.	ITC801	BLOCKCHAIN AND DLT						02.	ITD08011	BIG DATA ANALYTICS		06.	ITD08021	USER INTERFACE DESIGN	
10.	ILO8011	PROJECT MANAGEMENT						19.	ITL801	BLOCKCHAIN LAB		20.	ITL802	CLOUD COMPUTING LAB	
21.	ITP801	MAJOR PROJECT II													

6013613	GIANANI PRATHAM BHARAT APARNA														
	46	52	45	50	24	15	94								
	18	11	18	16	22	11	46	P			468				
	64	63	63	66	46	26	140								
	3 C 7	21 3 C 7	21 3 C 7	21 3 C 7	21 1 O 10 10	1 D 6 6	6 O 10 60		20	160	8.00				
	SGPI: SEM-I: 8.47 ; SEM-II: 8.75 ; SEM-III: 9.35 ; SEM-IV: 9.39 ; SEM-V: 9.48 ; SEM-VI: 7.68 ; SEM-VII: 7.41 ; CGPI: 8.59														
	CREDITS: SEM-I: 18 ; SEM-II: 20 ; SEM-III: 23 ; SEM-IV: 23 ; SEM-V: 23 ; SEM-VI: 22 ; SEM-VII: 22														
	MARKS: SEM-I:497/675; SEM-II:552/725; SEM-III:634/775; SEM-IV:628/775; SEM-V:672/800; SEM-VI:569/800; SEM-VII:508/750; TOTAL: 4528/5950 (76.10%)														

6013614	/JAGASIA TINA SHAM HEENA														
	51	43	56	63	23	20	92								
	16	10	19	15	20	17	45	P			490				
	67	53	75	78	43	37	137								
	3 C 7	21 3 D 6	18 3 A 9	27 3 A 9	27 1 O 10 10	1 B 8 8	6 O 10 60		20	171	8.55				
	SGPI: SEM-I: 7.08 ; SEM-II: 6.93 ; SEM-III: 9.22 ; SEM-IV: 8.65 ; SEM-V: 9.00 ; SEM-VI: 7.14 ; SEM-VII: 6.27 ; CGPI: 7.90														
	CREDITS: SEM-I: 18 ; SEM-II: 20 ; SEM-III: 23 ; SEM-IV: 23 ; SEM-V: 23 ; SEM-VI: 22 ; SEM-VII: 22														
	MARKS: SEM-I:441/675; SEM-II:449/725; SEM-III:611/775; SEM-IV:600/775; SEM-V:628/800; SEM-VI:527/800; SEM-VII:438/750; TOTAL: 4184/5950 (70.32%)														

6013615	JAIN HANIL PRAVINKUMAR KALAWANTI JAIN														
	61	28 *	51	59	23	20	94								
	10	11	15	17	21	19	46	P			475				
	71	39	66	76	44	39	140								
	3 B 8	24 3 P 4	12 3 C 7	21 3 A 9	27 1 O 10 10	1 A 9 9	6 O 10 60		20	163	8.15				
	SGPI: SEM-I: 7.11 ; SEM-II: 8.80 ; SEM-III: 9.61 ; SEM-IV: 9.80 ; SEM-V:10.00 ; SEM-VI: 7.86 ; SEM-VII: 7.59 ; CGPI: 8.67														
	CREDITS: SEM-I: 18 ; SEM-II: 20 ; SEM-III: 23 ; SEM-IV: 23 ; SEM-V: 23 ; SEM-VI: 22 ; SEM-VII: 22														
	MARKS: SEM-I:438/675; SEM-II:546/725; SEM-III:666/775; SEM-IV:680/775; SEM-V:676/800; SEM-VI:574/800; SEM-VII:503/750; TOTAL: 4558/5950 (76.61%)														

/- FEMALE, #- 0.229, @- 0.5042/0.5043, *- 0.5045, \$- Carried Forward Grade, ~- Dyslexia, A/ABS- Absent, F- Fails, P- Passes															
RR- Reserved, RLE- Reserve for Lower Examination, RPV- Provisional, RCC- 0.5050, ADC- Admission Cancelled															
G:Grade, GP:Grade Point, C:Credits, 腓:Sum of Credit Points, 腓G:Sum of Product of Credits & Grades															
SGPI:Semester Grade Performance Index = 腓G/腓, CGPI:Cumulative Grade Performance Index															
% Marks : 80 and Above 75-79.99 70-74.99 60-69.99 50-59.99 45-49.99 40-44.99 Less Than 40															
Grade / Gr. Pt. : O / 10 A / 9 B / 8 C / 7 D / 6 E / 5 P / 4 F / 0															

Dr. G. T. Thanpi
PRINCIPAL
Thadomal Shahani Engineering College
Bandra (W), Mumbai - 400 050.



SEAT_NO	NAME	<Course-I>	<Course-II>	<Course-III>	<Course-IV>	<Course-V>	<Course-VI>	<Course-VII>	RESULT	REMARK	TOTAL MARKS				
		Th(80/32)	Th(80/32)	Th(80/32)	Th(80/32)	Tw(25/10)	Tw(25/10)	Tw(100/40)			OUT OF 650				
		In(20/08)	In(20/08)	In(20/08)	In(20/08)	Pr/Or(25/10)	Pr/Or(25/10)	Pr/Or(50/20)							
		Total	Total	Total	Total	Total	Total	Total							
		C G GP C*G	C G GP C*G	C G GP C*G	C G GP C*G	C G GP C*G	C G GP C*G	C G GP C*G	腩 腩G	SGPI					
01.	ITC801	BLOCKCHAIN AND DLT						02.	ITD08011	BIG DATA ANALYTICS		06.	ITD08021	USER INTERFACE DESIGN	
10.	ILO8011	PROJECT MANAGEMENT						19.	ITL801	BLOCKCHAIN LAB		20.	ITL802	CLOUD COMPUTING LAB	
21.	ITP801	MAJOR PROJECT II													

6013616	JAIN NISHID PRADEEP PRAVEENA														
		56	52	60	56	22	17	90							
		16	14	18	14	19	14	45	P		493				
		72	66	78	70	41	31	135							
		3 B 8	24 3 C 7	21 3 A 9	27 3 B 8	24 1 O 10	10 1 C 7	7 6 O 10	60	20	173	8.65			
		SGPI: SEM-I: 8.83 ; SEM-II: 9.15 ; SEM-III: 9.35 ; SEM-IV: 9.61 ; SEM-V: 9.57 ; SEM-VI: 8.64 ; SEM-VII: 7.23 ; CGPI: 8.89													
		CREDITS: SEM-I: 18 ; SEM-II: 20 ; SEM-III: 23 ; SEM-IV: 23 ; SEM-V: 23 ; SEM-VI: 22 ; SEM-VII: 22													
		MARKS: SEM-I:536/675; SEM-II:565/725; SEM-III:625/775; SEM-IV:656/775; SEM-V:671/800; SEM-VI:624/800; SEM-VII:506/750; TOTAL: 4676/5950 (78.59%)													

6013617	JAIN VEDANT VINOD ANJANA														
		44	45	34	45	22	16	95							
		12	14	14	15	20	12	42	P		430				
		56	59	48	60	42	28	137							
		3 D 6	18 3 D 6	18 3 E 5	15 3 C 7	21 1 O 10	10 1 D 6	6 6 O 10	60	20	148	7.40			
		SGPI: SEM-I: 7.39 ; SEM-II: 8.20 ; SEM-III: 9.43 ; SEM-IV: 9.52 ; SEM-V: 9.57 ; SEM-VI: 7.36 ; SEM-VII: 6.41 ; CGPI: 8.21													
		CREDITS: SEM-I: 18 ; SEM-II: 20 ; SEM-III: 23 ; SEM-IV: 23 ; SEM-V: 23 ; SEM-VI: 22 ; SEM-VII: 22													
		MARKS: SEM-I:455/675; SEM-II:522/725; SEM-III:633/775; SEM-IV:639/775; SEM-V:658/800; SEM-VI:548/800; SEM-VII:440/750; TOTAL: 4325/5950 (72.69%)													

6013618	JETHANANDANI PIYUSH JAGDISH VANITA														
		37	37	56	60	20	15	75							
		14	10	18	16	18	11	27	P	RPV	414				
		51	47	74	76	38	26	102							
		3 D 6	18 3 E 5	15 3 B 8	24 3 A 9	27 1 A 9	9 1 D 6	6 6 C 7	42	20	141	7.05			
	(DIPLOMA STUDENT)	SGPI: SEM-III: 9.43 ; SEM-IV: 8.48 ; SEM-V: 8.87 ; SEM-VI: 7.23 ; SEM-VII: 7.09 ; CGPI: 8.06													
		CREDITS: SEM-III: 23 ; SEM-IV: 23 ; SEM-V: 23 ; SEM-VI: 22 ; SEM-VII: 22													
		MARKS: SEM-III:616/775; SEM-IV:556/775; SEM-V:616/800; SEM-VI:525/800; SEM-VII:468/750; TOTAL: 3195/4550 (70.22%)													

/- FEMALE, #- 0.229, @- 0.5042/0.5043, *- 0.5045, \$- Carried Forward Grade, ~- Dyslexia, A/ABS- Absent, F- Fails, P- Passes															
RR- Reserved, RLE- Reserve for Lower Examination, RPV- Provisional, RCC- 0.5050, ADC- Admission Cancelled															
G:Grade, GP:Grade Point, C:Credits, 腩:Sum of Credit Points, 腩G:Sum of Product of Credits & Grades															
SGPI:Semester Grade Performance Index = 腩G/腩, CGPI:Cumulative Grade Performance Index															
% Marks : 80 and Above 75-79.99 70-74.99 60-69.99 50-59.99 45-49.99 40-44.99 Less Than 40															
Grade / Gr. Pt. : O / 10 A / 9 B / 8 C / 7 D / 6 E / 5 P / 4 F / 0															

Dr. G. T. Thanpi
PRINCIPAL
Thadomal Shahani Engineering College
Bandra (W), Mumbai - 400 050.



SEAT_NO	NAME	<Course-I>	<Course-II>	<Course-III>	<Course-IV>	<Course-V>	<Course-VI>	<Course-VII>	TOTAL MARKS
		Th(80/32)	Th(80/32)	Th(80/32)	Th(80/32)	Tw(25/10)	Tw(25/10)	Tw(100/40)	OUT OF 650
		In(20/08)	In(20/08)	In(20/08)	In(20/08)	Pr/Or(25/10)	Pr/Or(25/10)	Pr/Or(50/20)	
		Total	Total	Total	Total	Total	Total	Total	
		C G GP C*G	C G GP C*G	C G GP C*G	C G GP C*G	C G GP C*G	C G GP C*G	C G GP C*G	排 排G SGPI
01.	ITC801	BLOCKCHAIN AND DLT				02. ITD08011	BIG DATA ANALYTICS	06. ITD08021	USER INTERFACE DESIGN
10.	ILO8011	PROJECT MANAGEMENT				19. ITL801	BLOCKCHAIN LAB	20. ITL802	CLOUD COMPUTING LAB
21.	ITP801	MAJOR PROJECT II							

6013625 /LULLA NIKITA BHARAT SUNITA

50	59	50	39	22	19	84			
13	15	20	15	19	21	31	P	RPV	457
63	74	70	54	41	40	115			
3 C 7 21 3 B 8 24	3 B 8 24	3 D 6 18	1 O 10 10	1 O 10 10	6 A 9 54	20 161	8.05		

(DIPLOMA STUDENT)

SGPI: SEM-III: 9.39 ; SEM-IV: 9.39 ; SEM-V: 9.65 ; SEM-VI: 8.91 ; SEM-VII: 7.45 ; CGPI: 8.83
 CREDITS: SEM-III: 23 ; SEM-IV: 23 ; SEM-V: 23 ; SEM-VI: 22 ; SEM-VII: 22
 MARKS: SEM-III:638/775; SEM-IV:636/775; SEM-V:670/800; SEM-VI:628/800; SEM-VII:494/750; TOTAL: 3523/4550 (77.43%)

6013626 MISTRY JAY HARSHAL RUPA

41	61	60	60	20	18	96			
15	13	18	18	18	21	45	P		504
56	74	78	78	38	39	141			
3 D 6 18 3 B 8 24	3 A 9 27	3 A 9 27	1 A 9 9	1 A 9 9	6 O 10 60	20 174	8.70		

SGPI: SEM-I: 8.39 ; SEM-II: 9.25 ; SEM-III: 9.57 ; SEM-IV: 9.87 ; SEM-V:10.00 ; SEM-VI: 9.18 ; SEM-VII: 7.91 ; CGPI: 9.14
 CREDITS: SEM-I: 18 ; SEM-II: 20 ; SEM-III: 23 ; SEM-IV: 23 ; SEM-V: 23 ; SEM-VI: 22 ; SEM-VII: 22
 MARKS: SEM-I:523/675; SEM-II:588/725; SEM-III:658/775; SEM-IV:673/775; SEM-V:705/800; SEM-VI:639/800; SEM-VII:530/750; TOTAL: 4820/5950 (81.01%)

6013627 MORAKHIA VAIRAG BHARATKUMAR RITA

32	54	33	38	21	22	92			
17	14	20	16	19	22	45	P	RPV	445
49	68	53	54	40	44	137			
3 E 5 15 3 C 7 21	3 D 6 18	3 D 6 18	1 O 10 10	1 O 10 10	6 O 10 60	20 152	7.60		

(DIPLOMA STUDENT)

SGPI: SEM-III: 9.04 ; SEM-IV: 9.48 ; SEM-V: 9.57 ; SEM-VI: 8.36 ; SEM-VII: 7.32 ; CGPI: 8.59
 CREDITS: SEM-III: 23 ; SEM-IV: 23 ; SEM-V: 23 ; SEM-VI: 22 ; SEM-VII: 22
 MARKS: SEM-III:623/775; SEM-IV:632/775; SEM-V:667/800; SEM-VI:604/800; SEM-VII:506/750; TOTAL: 3477/4550 (76.42%)

/- FEMALE, #- 0.229, @- 0.5042/0.5043, *- 0.5045, \$- Carried Forward Grade, ~- Dyslexia, A/ABS- Absent, F- Fails, P- Passes

RR- Reserved, RLE- Reserve for Lower Examination, RPV- Provisional, RCC- 0.5050, ADC- Admission Cancelled

G:Grade, GP:Grade Point, C:Credits, 排:Sum of Credit Points, 排G:Sum of Product of Credits & Grades

SGPI:Semester Grade Performance Index = 排G/排, CGPI:Cumulative Grade Performance Index

% Marks : 80 and Above 75-79.99 70-74.99 60-69.99 50-59.99 45-49.99 40-44.99 Less Than 40

Grade / Gr. Pt. : O / 10 A / 9 B / 8 C / 7 D / 6 E / 5 P / 4 F / 0

Dr. G. T. Thanpi
 PRINCIPAL
 Thadomal Shahani Engineering College
 Bandra (W), Mumbai - 400 050.



SEAT_NO	NAME	<Course-I>	<Course-II>	<Course-III>	<Course-IV>	<Course-V>	<Course-VI>	<Course-VII>	RESULT	REMARK	TOTAL MARKS				
		Th(80/32)	Th(80/32)	Th(80/32)	Th(80/32)	Tw(25/10)	Tw(25/10)	Tw(100/40)			OUT OF 650				
		In(20/08)	In(20/08)	In(20/08)	In(20/08)	Pr/Or(25/10)	Pr/Or(25/10)	Pr/Or(50/20)							
		Total	Total	Total	Total	Total	Total	Total							
		C G GP C*G	C G GP C*G	C G GP C*G	C G GP C*G	C G GP C*G	C G GP C*G	C G GP C*G	腓 腓G	SGPI					
01.	ITC801	BLOCKCHAIN AND DLT						02.	ITD08011	BIG DATA ANALYTICS		06.	ITD08021	USER INTERFACE DESIGN	
10.	ILO8011	PROJECT MANAGEMENT						19.	ITL801	BLOCKCHAIN LAB		20.	ITL802	CLOUD COMPUTING LAB	
21.	ITP801	MAJOR PROJECT II													

6013628 /NALAWADE ISHA ANIL MANASI															
		56	70	60	58	24	19	96							
		17	19	20	19	24	21	45	P		548				
		73	89	80	77	48	40	141							
		3 B 8	24 3 O 10	30 3 O 10	30 3 A 9	27 1 O 10	10 1 O 10	10 6 O 10	60	20 191	9.55				
		SGPI: SEM-I: 9.50 ; SEM-II: 9.90 ; SEM-III: 9.61 ; SEM-IV: 9.87 ; SEM-V: 10.00 ; SEM-VI: 9.96 ; SEM-VII: 9.32 ; CGPI: 9.72													
		CREDITS: SEM-I: 18 ; SEM-II: 20 ; SEM-III: 23 ; SEM-IV: 23 ; SEM-V: 23 ; SEM-VI: 22 ; SEM-VII: 22													
		MARKS: SEM-I: 573/675; SEM-II: 651/725; SEM-III: 689/775; SEM-IV: 696/775; SEM-V: 741/800; SEM-VI: 716/800; SEM-VII: 608/750; TOTAL: 5222/5950 (87.76%)													

6013629 NARVEKAR OMKAR BALA BRINDA															
		34	58	51	58	24	23	96							
		19	16	20	17	24	23	48	P		511				
		53	74	71	75	48	46	144							
		3 D 6	18 3 B 8	24 3 B 8	24 3 A 9	27 1 O 10	10 1 O 10	10 6 O 10	60	20 173	8.65				
		SGPI: SEM-I: 8.22 ; SEM-II: 9.30 ; SEM-III: 8.96 ; SEM-IV: 9.48 ; SEM-V: 10.00 ; SEM-VI: 8.91 ; SEM-VII: 7.23 ; CGPI: 8.87													
		CREDITS: SEM-I: 18 ; SEM-II: 20 ; SEM-III: 23 ; SEM-IV: 23 ; SEM-V: 23 ; SEM-VI: 22 ; SEM-VII: 22													
		MARKS: SEM-I: 506/675; SEM-II: 597/725; SEM-III: 607/775; SEM-IV: 635/775; SEM-V: 699/800; SEM-VI: 653/800; SEM-VII: 479/750; TOTAL: 4687/5950 (78.77%)													

6013630 PATIL RISHABH VIJAY SHOBHANA															
		50	60	57	58	24	20	97							
		16	17	19	16	23	20	49	P		526				
		66	77	76	74	47	40	146							
		3 C 7	21 3 A 9	27 3 A 9	27 3 B 8	24 1 O 10	10 1 O 10	10 6 O 10	60	20 179	8.95				
		SGPI: SEM-I: 8.94 ; SEM-II: 9.80 ; SEM-III: 9.61 ; SEM-IV: 9.74 ; SEM-V: 10.00 ; SEM-VI: 9.68 ; SEM-VII: 7.86 ; CGPI: 9.34													
		CREDITS: SEM-I: 18 ; SEM-II: 20 ; SEM-III: 23 ; SEM-IV: 23 ; SEM-V: 23 ; SEM-VI: 22 ; SEM-VII: 22													
		MARKS: SEM-I: 540/675; SEM-II: 619/725; SEM-III: 661/775; SEM-IV: 669/775; SEM-V: 703/800; SEM-VI: 683/800; SEM-VII: 529/750; TOTAL: 4930/5950 (82.86%)													

/- FEMALE, #- 0.229, @- 0.5042/0.5043, *- 0.5045, \$- Carried Forward Grade, ~- Dyslexia, A/ABS- Absent, F- Fails, P- Passes															
RR- Reserved, RLE- Reserve for Lower Examination, RPV- Provisional, RCC- 0.5050, ADC- Admission Cancelled															
G:Grade, GP:Grade Point, C:Credits, 腓:Sum of Credit Points, 腓G:Sum of Product of Credits & Grades															
SGPI:Semester Grade Performance Index = 腓G/腓, CGPI:Cumulative Grade Performance Index															
% Marks : 80 and Above 75-79.99 70-74.99 60-69.99 50-59.99 45-49.99 40-44.99 Less Than 40															
Grade / Gr. Pt. : O / 10 A / 9 B / 8 C / 7 D / 6 E / 5 P / 4 F / 0															

Dr. G. T. Thanpi
PRINCIPAL
Thadomal Shahani Engineering College
Bandra (W), Mumbai - 400 050.



SEAT_NO	NAME	<Course-I>	<Course-II>	<Course-III>	<Course-IV>	<Course-V>	<Course-VI>	<Course-VII>	RESULT	REMARK	TOTAL MARKS
		Th(80/32)	Th(80/32)	Th(80/32)	Th(80/32)	Tw(25/10)	Tw(25/10)	Tw(100/40)			OUT OF 650
		In(20/08)	In(20/08)	In(20/08)	In(20/08)	Pr/Or(25/10)	Pr/Or(25/10)	Pr/Or(50/20)			
		Total	Total	Total	Total	Total	Total	Total			
		C G GP C*G	C G GP C*G	C G GP C*G	C G GP C*G	C G GP C*G	C G GP C*G	C G GP C*G	腓 腓G	SGPI	
01. ITC801	BLOCKCHAIN AND DLT					02. ITD08011	BIG DATA ANALYTICS	06. ITD08021		USER INTERFACE DESIGN	
10. ILO8011	PROJECT MANAGEMENT					19. ITL801	BLOCKCHAIN LAB	20. ITL802		CLOUD COMPUTING LAB	
21. ITP801	MAJOR PROJECT II										

6013631 /PATIL SIDDHI SANTOSH SANGEETA											
67	63	60	59	24	24	84					
20	20	20	19	24	24	41	P	RPV		549	
87	83	80	78	48	48	125					
3 O 10	30 3 O 10	30 3 O 10	30 3 A 9 27	1 O 10 10	1 O 10 10	6 O 10 60	20	197	9.85		
(DIPLOMA STUDENT)											
SGPI: SEM-III: 9.74 ; SEM-IV: 9.87 ; SEM-V: 9.87 ; SEM-VI:10.00 ; SEM-VII: 8.50 ; CGPI: 9.64											
CREDITS: SEM-III: 23 ; SEM-IV: 23 ; SEM-V: 23 ; SEM-VI: 22 ; SEM-VII: 22											
MARKS: SEM-III:660/775; SEM-IV:672/775; SEM-V:713/800; SEM-VI:702/800; SEM-VII:588/750; TOTAL: 3884/4550 (85.36%)											

6013632 /ROKADE SHREEYA VINAYAK APARNA											
59	53	55	58	23	22	96					
18	14	20	18	22	24	48	P			530	
77	67	75	76	45	46	144					
3 A 9	27 3 C 7 21	3 A 9 27	3 A 9 27	1 O 10 10	1 O 10 10	6 O 10 60	20	182	9.10		
SGPI: SEM-I: 8.19 ; SEM-II: 8.45 ; SEM-III: 9.09 ; SEM-IV: 9.19 ; SEM-V: 9.35 ; SEM-VI: 8.87 ; SEM-VII: 7.55 ; CGPI: 8.74											
CREDITS: SEM-I: 18 ; SEM-II: 20 ; SEM-III: 23 ; SEM-IV: 23 ; SEM-V: 23 ; SEM-VI: 22 ; SEM-VII: 22											
MARKS: SEM-I:483/675; SEM-II:545/725; SEM-III:609/775; SEM-IV:637/775; SEM-V:654/800; SEM-VI:620/800; SEM-VII:515/750; TOTAL: 4593/5950 (77.19%)											

6013633 SALUNKHE SHUBHAM SADASHIV SUCHITA											
46	44	43	42	24	21	90					
18	17	20	18	23	24	40	P			470	
64	61	63	60	47	45	130					
3 C 7	21 3 C 7 21	3 C 7 21	3 C 7 21	1 O 10 10	1 O 10 10	6 O 10 60	20	164	8.20		
(DIPLOMA STUDENT)											
SGPI: SEM-III: 8.91 ; SEM-IV: 9.22 ; SEM-V: 9.61 ; SEM-VI: 8.36 ; SEM-VII: 6.86 ; CGPI: 8.55											
CREDITS: SEM-III: 23 ; SEM-IV: 23 ; SEM-V: 23 ; SEM-VI: 22 ; SEM-VII: 22											
MARKS: SEM-III:604/775; SEM-IV:623/775; SEM-V:680/800; SEM-VI:608/800; SEM-VII:471/750; TOTAL: 3456/4550 (75.96%)											

/- FEMALE, #- 0.229, @- 0.5042/0.5043, *- 0.5045, \$- Carried Forward Grade, ~- Dyslexia, A/ABS- Absent, F- Fails, P- Passes											
RR- Reserved, RLE- Reserve for Lower Examination, RPV- Provisional, RCC- 0.5050, ADC- Admission Cancelled											
G:Grade, GP:Grade Point, C:Credits, 腓:Sum of Credit Points, 腓G:Sum of Product of Credits & Grades											
SGPI:Semester Grade Performance Index = 腓G/腓, CGPI:Cumulative Grade Performance Index											
% Marks : 80 and Above 75-79.99 70-74.99 60-69.99 50-59.99 45-49.99 40-44.99 Less Than 40											
Grade / Gr. Pt. : O / 10 A / 9 B / 8 C / 7 D / 6 E / 5 P / 4 F / 0											

Dr. G. T. Thanpi
PRINCIPAL
Thadomal Shahani Engineering College
Bandra (W), Mumbai - 400 050.



SEAT_NO	NAME	<Course-I>	<Course-II>	<Course-III>	<Course-IV>	<Course-V>	<Course-VI>	<Course-VII>	RESULT	REMARK	TOTAL MARKS														
		Th(80/32)	Th(80/32)	Th(80/32)	Th(80/32)	Tw(25/10)	Tw(25/10)	Tw(100/40)			OUT OF 650														
		In(20/08)	In(20/08)	In(20/08)	In(20/08)	Pr/Or(25/10)	Pr/Or(25/10)	Pr/Or(50/20)																	
		Total	Total	Total	Total	Total	Total	Total																	
		C G GP C*G	C G GP C*G	C G GP C*G	C G GP C*G	C G GP C*G	C G GP C*G	C G GP C*G	腓 腓G	SGPI															
01.	ITC801	BLOCKCHAIN AND DLT						02.	ITD08011	BIG DATA ANALYTICS		06.	ITD08021	USER INTERFACE DESIGN											
10.	ILO8011	PROJECT MANAGEMENT						19.	ITL801	BLOCKCHAIN LAB		20.	ITL802	CLOUD COMPUTING LAB											
21.	ITP801	MAJOR PROJECT II																							

6013634	SANGOTWALA JUZER MOIZ AJAB																								
	46	54	53	60	20	18	90																		
	15	16	15	16	18	18	40		P		479														
	61	70	68	76	38	36	130																		
	3 C	7	21	3 B	8	24	3 C	7	21	3 A	9	27	1 A	9	9	1 B	8	8	6	0	10	60	20	170	8.50
	SGPI: SEM-I: 7.33 ; SEM-II: 8.70 ; SEM-III: 9.48 ; SEM-IV: 9.71 ; SEM-V: 9.87 ; SEM-VI: 8.55 ; SEM-VII: 7.50 ; CGPI: 8.76																								
	CREDITS: SEM-I: 18 ; SEM-II: 20 ; SEM-III: 23 ; SEM-IV: 23 ; SEM-V: 23 ; SEM-VI: 22 ; SEM-VII: 22																								
	MARKS: SEM-I:450/675; SEM-II:561/725; SEM-III:664/775; SEM-IV:667/775; SEM-V:693/800; SEM-VI:608/800; SEM-VII:503/750; TOTAL: 4625/5950 (77.73%)																								

6013635	/SATAM ARYA NAMIT SUJATA																								
	46	53	58	67	24	22	90																		
	18	16	20	15	22	24	40		P		515														
	64	69	78	82	46	46	130																		
	3 C	7	21	3 C	7	21	3 A	9	27	3 O	10	30	1 O	10	10	1 O	10	10	6	0	10	60	20	179	8.95
	SGPI: SEM-I: 8.44 ; SEM-II: 9.60 ; SEM-III: 9.48 ; SEM-IV: 9.61 ; SEM-V: 9.61 ; SEM-VI: 9.42 ; SEM-VII: 8.36 ; CGPI: 9.21																								
	CREDITS: SEM-I: 18 ; SEM-II: 20 ; SEM-III: 23 ; SEM-IV: 23 ; SEM-V: 23 ; SEM-VI: 22 ; SEM-VII: 22																								
	MARKS: SEM-I:508/675; SEM-II:612/725; SEM-III:634/775; SEM-IV:654/775; SEM-V:673/800; SEM-VI:665/800; SEM-VII:555/750; TOTAL: 4816/5950 (80.94%)																								

6013636	/SAWLANI DIVYA DEEPAK KAJAL																								
	56	45	41	52	22	20	94																		
	15	12	19	16	19	22	47		P	RPV	480														
	71	57	60	68	41	42	141																		
	3 B	8	24	3 D	6	18	3 C	7	21	3 C	7	21	1 O	10	10	1 O	10	10	6	0	10	60	20	164	8.20
	(DIPLOMA STUDENT) SGPI: SEM-III: 9.35 ; SEM-IV: 9.43 ; SEM-V: 9.57 ; SEM-VI: 7.50 ; SEM-VII: 7.64 ; CGPI: 8.64																								
	CREDITS: SEM-III: 23 ; SEM-IV: 23 ; SEM-V: 23 ; SEM-VI: 22 ; SEM-VII: 22																								
	MARKS: SEM-III:647/775; SEM-IV:627/775; SEM-V:659/800; SEM-VI:542/800; SEM-VII:506/750; TOTAL: 3461/4550 (76.07%)																								

/- FEMALE, #- 0.229, @- 0.5042/0.5043, *- 0.5045, \$- Carried Forward Grade, ~- Dyslexia, A/ABS- Absent, F- Fails, P- Passes																									
RR- Reserved, RLE- Reserve for Lower Examination, RPV- Provisional, RCC- 0.5050, ADC- Admission Cancelled																									
G:Grade, GP:Grade Point, C:Credits, 腓:Sum of Credit Points, 腓G:Sum of Product of Credits & Grades																									
SGPI:Semester Grade Performance Index = 腓G/腓, CGPI:Cumulative Grade Performance Index																									
% Marks : 80 and Above 75-79.99 70-74.99 60-69.99 50-59.99 45-49.99 40-44.99 Less Than 40																									
Grade / Gr. Pt. : O / 10 A / 9 B / 8 C / 7 D / 6 E / 5 P / 4 F / 0																									

Dr. G. T. Thanpi
PRINCIPAL
Thadomal Shahani Engineering College
Bandra (W), Mumbai - 400 050.



SEAT_NO	NAME	<Course-I>	<Course-II>	<Course-III>	<Course-IV>	<Course-V>	<Course-VI>	<Course-VII>	RESULT	REMARK	TOTAL MARKS				
		Th(80/32)	Th(80/32)	Th(80/32)	Th(80/32)	Tw(25/10)	Tw(25/10)	Tw(100/40)			OUT OF 650				
		In(20/08)	In(20/08)	In(20/08)	In(20/08)	Pr/Or(25/10)	Pr/Or(25/10)	Pr/Or(50/20)							
		Total	Total	Total	Total	Total	Total	Total							
		C G GP C*G	C G GP C*G	C G GP C*G	C G GP C*G	C G GP C*G	C G GP C*G	C G GP C*G	腩 腩G	SGPI					
01.	ITC801	BLOCKCHAIN AND DLT						02.	ITD08011	BIG DATA ANALYTICS		06.	ITD08021	USER INTERFACE DESIGN	
10.	ILO8011	PROJECT MANAGEMENT						19.	ITL801	BLOCKCHAIN LAB		20.	ITL802	CLOUD COMPUTING LAB	
21.	ITP801	MAJOR PROJECT II													

6013637	SHAH AKSHAT KISHOR SHARDA														
		49	34	36	43	21	18	95							
		14	9	18	15	19	17	45	P		433				
		63	43	54	58	40	35	140							
		3 C 7 21 3 P 4 12 3 D 6 18	3 D 6 18	1 O 10 10	1 B 8 8	6 O 10 60	20	147	7.35						
		SGPI: SEM-I: 6.75 ; SEM-II: 8.20 ; SEM-III: 9.39 ; SEM-IV: 9.35 ; SEM-V: 9.52 ; SEM-VI: 7.45 ; SEM-VII: 7.18 ; CGPI: 8.21													
		CREDITS: SEM-I: 18 ; SEM-II: 20 ; SEM-III: 23 ; SEM-IV: 23 ; SEM-V: 23 ; SEM-VI: 22 ; SEM-VII: 22 (RD-OCTOBER 26, 2023)													
		MARKS: SEM-I:436/675; SEM-II:537/725; SEM-III:628/775; SEM-IV:636/775; SEM-V:657/800; SEM-VI:539/800; SEM-VII:470/750; TOTAL: 4336/5950 (72.87%)													

6013638	SHAH DHRUV JASMIN DIPA														
		51	43	59	50	24	22	84							
		19	19	20	17	23	24	41	P		496				
		70	62	79	67	47	46	125							
		3 B 8 24 3 C 7 21 3 A 9 27	3 C 7 21	1 O 10 10	1 O 10 10	6 O 10 60	20	173	8.65						
		(DIPLOMA STUDENT) SGPI: SEM-III: 9.48 ; SEM-IV: 9.70 ; SEM-V:10.00 ; SEM-VI: 8.36 ; SEM-VII: 8.18 ; CGPI: 9.08													
		CREDITS: SEM-III: 23 ; SEM-IV: 23 ; SEM-V: 23 ; SEM-VI: 22 ; SEM-VII: 22													
		MARKS: SEM-III:653/775; SEM-IV:645/775; SEM-V:689/800; SEM-VI:616/800; SEM-VII:554/750; TOTAL: 3653/4550 (80.29%)													

6013639	SHAIKH ISTIYAK ALI MUSHTAQUE ALI SHAMA BANO														
		27 *	44	39	33	20	19	83							
		8	13	12	13	18	16	46	P		391				
		35	57	51	46	38	35	129							
		3 P 4 12 3 D 6 18 3 D 6 18	3 E 5 15	1 A 9 9	1 B 8 8	6 O 10 60	20	140	7.00						
		SGPI: SEM-I: 7.03 ; SEM-II: 8.18 ; SEM-III: 8.74 ; SEM-IV: 8.70 ; SEM-V: 9.35 ; SEM-VI: 6.77 ; SEM-VII: 6.55 ; CGPI: 7.83													
		CREDITS: SEM-I: 18 ; SEM-II: 20 ; SEM-III: 23 ; SEM-IV: 23 ; SEM-V: 23 ; SEM-VI: 22 ; SEM-VII: 22													
		MARKS: SEM-I:442/675; SEM-II:525/725; SEM-III:587/775; SEM-IV:573/775; SEM-V:661/800; SEM-VI:505/800; SEM-VII:453/750; TOTAL: 4137/5950 (69.53%)													

/- FEMALE, #- 0.229, @- 0.5042/0.5043, *- 0.5045, \$- Carried Forward Grade, ~- Dyslexia, A/ABS- Absent, F- Fails, P- Passes															
RR- Reserved, RLE- Reserve for Lower Examination, RPV- Provisional, RCC- 0.5050, ADC- Admission Cancelled															
G:Grade, GP:Grade Point, C:Credits, 腩:Sum of Credit Points, 腩G:Sum of Product of Credits & Grades															
SGPI:Semester Grade Performance Index = 腩G/腩, CGPI:Cumulative Grade Performance Index															
% Marks : 80 and Above 75-79.99 70-74.99 60-69.99 50-59.99 45-49.99 40-44.99 Less Than 40															
Grade / Gr. Pt. : O / 10 A / 9 B / 8 C / 7 D / 6 E / 5 P / 4 F / 0															

Dr. G. T. Thanpi
PRINCIPAL
Thadomal Shahani Engineering College
Bandra (W), Mumbai - 400 050.



SEAT_NO	NAME	<Course-I>	<Course-II>	<Course-III>	<Course-IV>	<Course-V>	<Course-VI>	<Course-VII>	RESULT	REMARK	TOTAL MARKS				
		Th(80/32)	Th(80/32)	Th(80/32)	Th(80/32)	Tw(25/10)	Tw(25/10)	Tw(100/40)			OUT OF 650				
		In(20/08)	In(20/08)	In(20/08)	In(20/08)	Pr/Or(25/10)	Pr/Or(25/10)	Pr/Or(50/20)							
		Total	Total	Total	Total	Total	Total	Total							
		C G GP C*G	C G GP C*G	C G GP C*G	C G GP C*G	C G GP C*G	C G GP C*G	C G GP C*G	腓 腓G	SGPI					
01.	ITC801	BLOCKCHAIN AND DLT						02.	ITD08011	BIG DATA ANALYTICS		06.	ITD08021	USER INTERFACE DESIGN	
10.	ILO8011	PROJECT MANAGEMENT						19.	ITL801	BLOCKCHAIN LAB		20.	ITL802	CLOUD COMPUTING LAB	
21.	ITP801	MAJOR PROJECT II													

6013640 /SHARMA GUNJAN PUSHPENDRA NISHA SHARMA															
		44	44	52	46	20	15	90							
		14	13	15	14	17	14	40		P			438		
		58	57	67	60	37	29	130							
		3 D 6 18 3 D 6 18 3 C 7 21	3 C 7 21	3 C 7 21	1 B 8 8	1 D 6 6	6 0 10 60				20 152 7.60				
		SGPI: SEM-I: 7.08 ; SEM-II: 7.90 ; SEM-III: 9.57 ; SEM-IV: 9.48 ; SEM-V: 9.87 ; SEM-VI: 7.73 ; SEM-VII: 7.00 ; CGPI: 8.34													
		CREDITS: SEM-I: 18 ; SEM-II: 20 ; SEM-III: 23 ; SEM-IV: 23 ; SEM-V: 23 ; SEM-VI: 22 ; SEM-VII: 22													
		MARKS: SEM-I:430/675; SEM-II:512/725; SEM-III:639/775; SEM-IV:653/775; SEM-V:694/800; SEM-VI:565/800; SEM-VII:474/750; TOTAL: 4405/5950 (74.03%)													

6013641 SUTHAR GAURAV PRAKASH PUSHPA															
		56	67	35	53	20	16	95							
		13	13	16	15	18	14	42		P	RPV		473		
		69	80	51	68	38	30	137							
		3 C 7 21 3 O 10 30	3 D 6 18	3 C 7 21	1 A 9 9	1 C 7 7	6 0 10 60				20 166 8.30				
		SGPI: SEM-I: 9.22 ; SEM-II: 9.10 ; SEM-III: 9.09 ; SEM-IV: 9.30 ; SEM-V: 9.43 ; SEM-VI: 9.59 ; SEM-VII: 8.09 ; CGPI: 9.02													
		CREDITS: SEM-I: 18 ; SEM-II: 20 ; SEM-III: 23 ; SEM-IV: 23 ; SEM-V: 23 ; SEM-VI: 22 ; SEM-VII: 22													
		MARKS: SEM-I:540/675; SEM-II:578/725; SEM-III:616/775; SEM-IV:619/775; SEM-V:665/800; SEM-VI:665/800; SEM-VII:542/750; TOTAL: 4698/5950 (78.96%)													

6013642 TALEKAR DEEP UMESH URMI															
		46	46	35	40	23	21	86							
		17	15	17	18	22	16	43		P			445		
		63	61	52	58	45	37	129							
		3 C 7 21 3 C 7 21	3 D 6 18	3 D 6 18	1 O 10 10	1 B 8 8	6 0 10 60				20 156 7.80				
		SGPI: SEM-I: 8.56 ; SEM-II: 9.60 ; SEM-III: 8.96 ; SEM-IV: 8.78 ; SEM-V: 9.70 ; SEM-VI: 8.45 ; SEM-VII: 7.45 ; CGPI: 8.67													
		CREDITS: SEM-I: 18 ; SEM-II: 20 ; SEM-III: 23 ; SEM-IV: 23 ; SEM-V: 23 ; SEM-VI: 22 ; SEM-VII: 22													
		MARKS: SEM-I:512/675; SEM-II:612/725; SEM-III:604/775; SEM-IV:605/775; SEM-V:677/800; SEM-VI:616/800; SEM-VII:500/750; TOTAL: 4571/5950 (76.82%)													

/- FEMALE, #- 0.229, @- 0.5042/0.5043, *- 0.5045, \$- Carried Forward Grade, ~- Dyslexia, A/ABS- Absent, F- Fails, P- Passes															
RR- Reserved, RLE- Reserve for Lower Examination, RPV- Provisional, RCC- 0.5050, ADC- Admission Cancelled															
G:Grade, GP:Grade Point, C:Credits, 腓:Sum of Credit Points, 腓G:Sum of Product of Credits & Grades															
SGPI:Semester Grade Performance Index = 腓G/腓, CGPI:Cumulative Grade Performance Index															
% Marks : 80 and Above 75-79.99 70-74.99 60-69.99 50-59.99 45-49.99 40-44.99 Less Than 40															
Grade / Gr. Pt. : O / 10 A / 9 B / 8 C / 7 D / 6 E / 5 P / 4 F / 0															

Dr. G. T. Thanpi
PRINCIPAL
Thadomal Shahani Engineering College
Bandra (W), Mumbai - 400 050.



SEAT_NO	NAME	<Course-I>	<Course-II>	<Course-III>	<Course-IV>	<Course-V>	<Course-VI>	<Course-VII>	RESULT	REMARK	TOTAL MARKS				
		Th(80/32)	Th(80/32)	Th(80/32)	Th(80/32)	Tw(25/10)	Tw(25/10)	Tw(100/40)			OUT OF 650				
		In(20/08)	In(20/08)	In(20/08)	In(20/08)	Pr/Or(25/10)	Pr/Or(25/10)	Pr/Or(50/20)							
		Total	Total	Total	Total	Total	Total	Total							
		C G GP C*G	C G GP C*G	C G GP C*G	C G GP C*G	C G GP C*G	C G GP C*G	C G GP C*G	腓 腓G	SGPI					
01.	ITC801	BLOCKCHAIN AND DLT						02.	ITD08011	BIG DATA ANALYTICS		06.	ITD08021	USER INTERFACE DESIGN	
10.	ILO8011	PROJECT MANAGEMENT						19.	ITL801	BLOCKCHAIN LAB		20.	ITL802	CLOUD COMPUTING LAB	
21.	ITP801	MAJOR PROJECT II													

6013643	TALREJA HARSH ANIL MANISHA														
		45	45	34	55	23	17	95							
		14	9	15	13	20	12	46	P		443				
		59	54	49	68	43	29	141							
		3 D 6	18 3 D 6	18 3 E 5 15	3 C 7 21	1 O 10 10	1 D 6 6	6 O 10 60	20	148	7.40				
		SGPI: SEM-I: 6.17 ; SEM-II: 8.10 ; SEM-III: 9.30 ; SEM-IV: 9.57 ; SEM-V: 9.70 ; SEM-VI: 7.73 ; SEM-VII: 6.59 ; CGPI: 8.15													
		CREDITS: SEM-I: 18 ; SEM-II: 20 ; SEM-III: 23 ; SEM-IV: 23 ; SEM-V: 23 ; SEM-VI: 22 ; SEM-VII: 22													
		MARKS: SEM-I:395/675; SEM-II:510/725; SEM-III:621/775; SEM-IV:634/775; SEM-V:667/800; SEM-VI:558/800; SEM-VII:453/750; TOTAL: 4281/5950 (71.95%)													

6013644	TAPARIA KAPIL RAJKUMAR SAROJ														
		55	37	52	50	20	15	95							
		15	9	15	16	17	10	45	P	RPV	451				
		70	46	67	66	37	25	140							
		3 B 8	24 3 E 5 15	3 C 7 21	3 C 7 21	1 B 8 8	1 D 6 6	6 O 10 60	20	155	7.75				
		SGPI: SEM-I: 8.72 ; SEM-II: 9.03 ; SEM-III: 9.48 ; SEM-IV: 9.70 ; SEM-V: 9.83 ; SEM-VI: 8.36 ; SEM-VII: 7.45 ; CGPI: 8.82													
		CREDITS: SEM-I: 18 ; SEM-II: 20 ; SEM-III: 23 ; SEM-IV: 23 ; SEM-V: 23 ; SEM-VI: 22 ; SEM-VII: 22													
		MARKS: SEM-I:529/675; SEM-II:582/725; SEM-III:650/775; SEM-IV:675/775; SEM-V:682/800; SEM-VI:585/800; SEM-VII:508/750; TOTAL: 4662/5950 (78.35%)													

6013645	TOLANI VIJAY NIRANJAN DISHA														
		45	32	41	38	18	15	95							
		11	12	11	14	17	11	46	P	RLE	406				
		56	44	52	52	35	26	141							
		3 D 6	18 3 P 4 12	3 D 6 18	3 D 6 18	1 B 8 8	1 D 6 6	6 O 10 60	20	140	7.00				
		SGPI: SEM-I: 5.39 ; SEM-II: 7.48 ; SEM-III: 9.04 ; SEM-IV: 9.30 ; SEM-V: 8.87 ; SEM-VI: 6.59 ; SEM-VII: -- ; CGPI: --													
		CREDITS: SEM-I: 18 ; SEM-II: 20 ; SEM-III: 23 ; SEM-IV: 23 ; SEM-V: 23 ; SEM-VI: 22 ; SEM-VII: --													
		MARKS: SEM-I:356/675; SEM-II:481/725; SEM-III:607/775; SEM-IV:618/775; SEM-V:614/800; SEM-VI:478/800; SEM-VII:-- ; TOTAL: --													

/- FEMALE, #- 0.229, @- 0.5042/0.5043, *- 0.5045, \$- Carried Forward Grade, ~- Dyslexia, A/ABS- Absent, F- Fails, P- Passes															
RR- Reserved, RLE- Reserve for Lower Examination, RPV- Provisional, RCC- 0.5050, ADC- Admission Cancelled															
G:Grade, GP:Grade Point, C:Credits, 腓:Sum of Credit Points, 腓G:Sum of Product of Credits & Grades															
SGPI:Semester Grade Performance Index = 腓G/腓, CGPI:Cumulative Grade Performance Index															
% Marks : 80 and Above 75-79.99 70-74.99 60-69.99 50-59.99 45-49.99 40-44.99 Less Than 40															
Grade / Gr. Pt. : O / 10 A / 9 B / 8 C / 7 D / 6 E / 5 P / 4 F / 0															

Dr. G. T. Thanpi
PRINCIPAL
Thadomal Shahani Engineering College
Bandra (W), Mumbai - 400 050.



SEAT_NO	NAME	<Course-I>	<Course-II>	<Course-III>	<Course-IV>	<Course-V>	<Course-VI>	<Course-VII>	RESULT	REMARK	TOTAL MARKS				
		Th(80/32)	Th(80/32)	Th(80/32)	Th(80/32)	Tw(25/10)	Tw(25/10)	Tw(100/40)			OUT OF 650				
		In(20/08)	In(20/08)	In(20/08)	In(20/08)	Pr/Or(25/10)	Pr/Or(25/10)	Pr/Or(50/20)							
		Total	Total	Total	Total	Total	Total	Total							
		C G GP C*G	C G GP C*G	C G GP C*G	C G GP C*G	C G GP C*G	C G GP C*G	C G GP C*G	腓 腓G	SGPI					
01.	ITC801	BLOCKCHAIN AND DLT						02.	ITD08011	BIG DATA ANALYTICS		06.	ITD08021	USER INTERFACE DESIGN	
10.	ILO8011	PROJECT MANAGEMENT						19.	ITL801	BLOCKCHAIN LAB		20.	ITL802	CLOUD COMPUTING LAB	
21.	ITP801	MAJOR PROJECT II													

6013646 /TOLIA VRUDDHI PARAG HANNY															
		45	64	46	56	23	15	86							
		19	18	18	16	20	12	43	P		481				
		64	82	64	72	43	27	129							
		3 C 7 21 3 0 10	30 3 C 7 21	3 B 8 24	1 0 10 10	1 D 6 6	6 0 10 60	20 172		8.60					
		SGPI: SEM-I: 8.69 ; SEM-II: 8.85 ; SEM-III: 9.09 ; SEM-IV: 9.57 ; SEM-V: 9.70 ; SEM-VI: 8.55 ; SEM-VII: 8.95 ; CGPI: 9.02													
		CREDITS: SEM-I: 18 ; SEM-II: 20 ; SEM-III: 23 ; SEM-IV: 23 ; SEM-V: 23 ; SEM-VI: 22 ; SEM-VII: 22													
		MARKS: SEM-I:521/675; SEM-II:569/725; SEM-III:612/775; SEM-IV:651/775; SEM-V:678/800; SEM-VI:609/800; SEM-VII:574/750; TOTAL: 4695/5950 (78.91%)													

6013647 VANJARE HIMANSHU DEEPAK SAMPADA															
		32	37	35	45	24	17	83							
		13	11	16	15	23	15	46	P	RLE	412				
		45	48	51	60	47	32	129							
		3 E 5 15 3 E 5 15	3 D 6 18	3 C 7 21	1 0 10 10	1 C 7 7	6 0 10 60	20 146		7.30					
		SGPI: SEM-I: 6.69 ; SEM-II: 8.28 ; SEM-III: 8.57 ; SEM-IV: 8.26 ; SEM-V: 8.00 ; SEM-VI: 6.77 ; SEM-VII: -- ; CGPI: --													
		CREDITS: SEM-I: 18 ; SEM-II: 20 ; SEM-III: 23 ; SEM-IV: 23 ; SEM-V: 23 ; SEM-VI: 22 ; SEM-VII: --													
		MARKS: SEM-I:434/675; SEM-II:521/725; SEM-III:575/775; SEM-IV:564/775; SEM-V:549/800; SEM-VI:500/800; SEM-VII:-- ; TOTAL: --													

6013648 WILANKAR AARYA NEENAD SHILPA															
		46	55	43	44	24	20	80							
		14	12	19	15	24	23	42	P	RPV	461				
		60	67	62	59	48	43	122							
		3 C 7 21 3 C 7 21	3 C 7 21	3 D 6 18	1 0 10 10	1 0 10 10	6 0 10 60	20 161		8.05					
		SGPI: SEM-I: 8.22 ; SEM-II: 9.30 ; SEM-III: 8.57 ; SEM-IV: 9.48 ; SEM-V: 9.61 ; SEM-VI: 7.91 ; SEM-VII: 7.77 ; CGPI: 8.63													
		CREDITS: SEM-I: 18 ; SEM-II: 20 ; SEM-III: 23 ; SEM-IV: 23 ; SEM-V: 23 ; SEM-VI: 22 ; SEM-VII: 22													
		MARKS: SEM-I:498/675; SEM-II:592/725; SEM-III:588/775; SEM-IV:645/775; SEM-V:671/800; SEM-VI:586/800; SEM-VII:519/750; TOTAL: 4560/5950 (76.64%)													

/- FEMALE, #- 0.229, @- 0.5042/0.5043, *- 0.5045, \$- Carried Forward Grade, ~- Dyslexia, A/ABS- Absent, F- Fails, P- Passes															
RR- Reserved, RLE- Reserve for Lower Examination, RPV- Provisional, RCC- 0.5050, ADC- Admission Cancelled															
G:Grade, GP:Grade Point, C:Credits, 腓:Sum of Credit Points, 腓G:Sum of Product of Credits & Grades															
SGPI:Semester Grade Performance Index = 腓G/腓, CGPI:Cumulative Grade Performance Index															
% Marks : 80 and Above 75-79.99 70-74.99 60-69.99 50-59.99 45-49.99 40-44.99 Less Than 40															
Grade / Gr. Pt. : O / 10 A / 9 B / 8 C / 7 D / 6 E / 5 P / 4 F / 0															

Dr. G. T. Thanpi
PRINCIPAL
Thadomal Shahani Engineering College
Bandra (W), Mumbai - 400 050.



SEAT_NO	NAME	<Course-I>	<Course-II>	<Course-III>	<Course-IV>	<Course-V>	<Course-VI>	<Course-VII>	TOTAL MARKS	RESULT	REMARK	SGPI			
		Th(80/32)	Th(80/32)	Th(80/32)	Th(80/32)	Tw(25/10)	Tw(25/10)	Tw(100/40)	OUT OF 650						
		In(20/08)	In(20/08)	In(20/08)	In(20/08)	Pr/Or(25/10)	Pr/Or(25/10)	Pr/Or(50/20)							
		Total	Total	Total	Total	Total	Total	Total							
		C G GP C*G	C G GP C*G	C G GP C*G	C G GP C*G	C G GP C*G	C G GP C*G	C G GP C*G							
01.	ITC801	BLOCKCHAIN AND DLT						02.	ITDO8011	BIG DATA ANALYTICS		06.	ITDO8021	USER INTERFACE DESIGN	
10.	ILO8011	PROJECT MANAGEMENT						19.	ITL801	BLOCKCHAIN LAB		20.	ITL802	CLOUD COMPUTING LAB	
21.	ITP801	MAJOR PROJECT II													

6013649	YADAV BHAGAVATIRAJ SUDALAIYANDI KALAWATI														
63	46	41	71	24	20	97									
19	20	20	17	24	24	49	P		535						
82	66	61	88	48	44	146									
3 O 10	30 3 C 7 21	3 C 7 21	3 O 10 30	1 O 10 10	1 O 10 10	6 O 10 60	20	182	9.10						
SGPI: SEM-I: 7.28 ; SEM-II: 9.10 ; SEM-III: 9.35 ; SEM-IV: 9.61 ; SEM-V: 9.87 ; SEM-VI: 9.59 ; SEM-VII: 9.05 ; CGPI: 9.17															
CREDITS: SEM-I: 18 ; SEM-II: 20 ; SEM-III: 23 ; SEM-IV: 23 ; SEM-V: 23 ; SEM-VI: 22 ; SEM-VII: 22															
MARKS: SEM-I:467/675; SEM-II:585/725; SEM-III:636/775; SEM-IV:672/775; SEM-V:711/800; SEM-VI:678/800; SEM-VII:607/750; TOTAL: 4891/5950 (82.20%)															

01.	ITC801	BLOCKCHAIN AND DLT						02.	ITDO8011	BIG DATA ANALYTICS		06.	ITDO8021	USER INTERFACE DESIGN	
11.	ILO8012	FINANCE MANAGEMENT						19.	ITL801	BLOCKCHAIN LAB		20.	ITL802	CLOUD COMPUTING LAB	
21.	ITP801	MAJOR PROJECT II													

6013650	CHACHAD LOKESH SACHIN SARIKA														
20F	32E	33E	21F	20E	22E	90E									
11E	6F	14E	14E	23E	24E	40E	F		370						
--	--	47	--	43	46	130									
--	--	3 E 5 15	--	1 O 10 10	1 O 10 10	6 O 10 60	11	95	--						
SGPI: SEM-I: 8.11 ; SEM-II: 9.30 ; SEM-III: 7.13 ; SEM-IV: 6.97 ; SEM-V: 7.00 ; SEM-VI: 6.50 ; SEM-VII: -- ; CGPI: --															
CREDITS: SEM-I: 18 ; SEM-II: 20 ; SEM-III: 23 ; SEM-IV: 23 ; SEM-V: 23 ; SEM-VI: 22 ; SEM-VII: --															
MARKS: SEM-I:490/675; SEM-II:589/725; SEM-III:503/775; SEM-IV:487/775; SEM-V:507/800; SEM-VI:496/800; SEM-VII:-- ; TOTAL: --															

6013651	/DESHMUKH AVANTIKA AJAY ANIHA														
54	55	37	51	24	20	98									
18	16	18	17	24	16	48	P		496						
72	71	55	68	48	36	146									
3 B 8	24 3 B 8 24	3 D 6 18	3 C 7 21	1 O 10 10	1 B 8 8	6 O 10 60	20	165	8.25						
SGPI: SEM-I: 6.28 ; SEM-II: 8.40 ; SEM-III: 9.00 ; SEM-IV: 9.61 ; SEM-V: 9.78 ; SEM-VI: 7.59 ; SEM-VII: 6.77 ; CGPI: 8.27															
CREDITS: SEM-I: 18 ; SEM-II: 20 ; SEM-III: 23 ; SEM-IV: 23 ; SEM-V: 23 ; SEM-VI: 22 ; SEM-VII: 22															
MARKS: SEM-I:403/675; SEM-II:545/725; SEM-III:608/775; SEM-IV:646/775; SEM-V:685/800; SEM-VI:559/800; SEM-VII:469/750; TOTAL: 4411/5950 (74.13%)															

/- FEMALE, #- 0.229, @- 0.5042/0.5043, *- 0.5045, \$- Carried Forward Grade, -- Dyslexia, A/ABS- Absent, F- Fails, P- Passes															
RR- Reserved, RLE- Reserve for Lower Examination, RPV- Provisional, RCC- 0.5050, ADC- Admission Cancelled															
G:Grade, GP:Grade Point, C:Credits, 腓腓:Sum of Credit Points, 腓G:Sum of Product of Credits & Grades															
SGPI:Semester Grade Performance Index = 腓G/腓腓, CGPI:Cumulative Grade Performance Index															
% Marks : 80 and Above 75-79.99 70-74.99 60-69.99 50-59.99 45-49.99 40-44.99 Less Than 40															
Grade / Gr. Pt. : O / 10 A / 9 B / 8 C / 7 D / 6 E / 5 P / 4 F / 0															

Dr. G. T. Thanpi
PRINCIPAL
Thadomal Shahani Engineering College
Bandra (W), Mumbai - 400 050.



SEAT_NO	NAME	<Course-I>	<Course-II>	<Course-III>	<Course-IV>	<Course-V>	<Course-VI>	<Course-VII>	RESULT	REMARK	TOTAL MARKS				
		Th(80/32)	Th(80/32)	Th(80/32)	Th(80/32)	Tw(25/10)	Tw(25/10)	Tw(100/40)			OUT OF 650				
		In(20/08)	In(20/08)	In(20/08)	In(20/08)	Pr/Or(25/10)	Pr/Or(25/10)	Pr/Or(50/20)							
		Total	Total	Total	Total	Total	Total	Total							
		C G GP C*G	C G GP C*G	C G GP C*G	C G GP C*G	C G GP C*G	C G GP C*G	C G GP C*G	腓 腓G	SGPI					
01.	ITC801	BLOCKCHAIN AND DLT						02.	ITD08011	BIG DATA ANALYTICS		06.	ITD08021	USER INTERFACE DESIGN	
11.	ILO8012	FINANCE MANAGEMENT						19.	ITL801	BLOCKCHAIN LAB		20.	ITL802	CLOUD COMPUTING LAB	
21.	ITP801	MAJOR PROJECT II													

6013652	KHANDAIT DIPANSHU CHUNNILAL MALTI														
47		52		36		63		22		16		76			
11		9		16		19		20		22		37	P	446	
58		61		52		82		42		38		113			
3 D 6 18 3 C 7 21		3 D 6 18		3 O 10 30		1 O 10 10		1 A 9 9		6 A 9 54		20 160 8.00			
SGPI: SEM-I: 8.00 ; SEM-II: 9.55 ; SEM-III: 8.96 ; SEM-IV: 9.52 ; SEM-V: 9.61 ; SEM-VI: 7.55 ; SEM-VII: 6.73 ; CGPI: 8.51															
CREDITS: SEM-I: 18 ; SEM-II: 20 ; SEM-III: 23 ; SEM-IV: 23 ; SEM-V: 23 ; SEM-VI: 22 ; SEM-VII: 22															
MARKS: SEM-I:490/675; SEM-II:595/725; SEM-III:609/775; SEM-IV:631/775; SEM-V:668/800; SEM-VI:536/800; SEM-VII:444/750; TOTAL: 4419/5950 (74.27%)															

6013653	PAGHDAL MIHIR NARSI BHAVNA														
48		60		55		53		18		15		90			
13		13		13		16		17		10		42	P	463	
61		73		68		69		35		25		132			
3 C 7 21 3 B 8 24		3 C 7 21		3 C 7 21		1 B 8 8		1 D 6 6		6 O 10 60		20 161 8.05			
SGPI: SEM-I: 7.39 ; SEM-II: 8.80 ; SEM-III: 9.43 ; SEM-IV: 9.43 ; SEM-V: 9.57 ; SEM-VI: 7.45 ; SEM-VII: 6.86 ; CGPI: 8.41															
CREDITS: SEM-I: 18 ; SEM-II: 20 ; SEM-III: 23 ; SEM-IV: 23 ; SEM-V: 23 ; SEM-VI: 22 ; SEM-VII: 22															
MARKS: SEM-I:463/675; SEM-II:558/725; SEM-III:650/775; SEM-IV:639/775; SEM-V:669/800; SEM-VI:555/800; SEM-VII:458/750; TOTAL: 4455/5950 (74.87%)															

6013654	POPALI RAJ ASHWIN KAVITA														
43		55		54		51		20		16		95			
16		9		19		18		17		21		45	P	479	
59		64		73		69		37		37		140			
3 D 6 18 3 C 7 21		3 B 8 24		3 C 7 21		1 B 8 8		1 B 8 8		6 O 10 60		20 160 8.00			
SGPI: SEM-I: 6.69 ; SEM-II: 7.85 ; SEM-III: 8.83 ; SEM-IV: 9.48 ; SEM-V: 9.61 ; SEM-VI: 7.95 ; SEM-VII: 7.41 ; CGPI: 8.29															
CREDITS: SEM-I: 18 ; SEM-II: 20 ; SEM-III: 23 ; SEM-IV: 23 ; SEM-V: 23 ; SEM-VI: 22 ; SEM-VII: 22															
MARKS: SEM-I:420/675; SEM-II:515/725; SEM-III:594/775; SEM-IV:651/775; SEM-V:666/800; SEM-VI:577/800; SEM-VII:493/750; TOTAL: 4395/5950 (73.87%)															

/- FEMALE, #- 0.229, @- 0.5042/0.5043, *- 0.5045, \$- Carried Forward Grade, ~- Dyslexia, A/ABS- Absent, F- Fails, P- Passes															
RR- Reserved, RLE- Reserve for Lower Examination, RPV- Provisional, RCC- 0.5050, ADC- Admission Cancelled															
G:Grade, GP:Grade Point, C:Credits, 腓:Sum of Credit Points, 腓G:Sum of Product of Credits & Grades															
SGPI:Semester Grade Performance Index = 腓G/腓, CGPI:Cumulative Grade Performance Index															
% Marks : 80 and Above 75-79.99 70-74.99 60-69.99 50-59.99 45-49.99 40-44.99 Less Than 40															
Grade / Gr. Pt. : O / 10 A / 9 B / 8 C / 7 D / 6 E / 5 P / 4 F / 0															

Dr. G. T. Thanpi
PRINCIPAL
Thadomal Shahani Engineering College
Bandra (W), Mumbai - 400 050.



SEAT_NO	NAME	<Course-I>	<Course-II>	<Course-III>	<Course-IV>	<Course-V>	<Course-VI>	<Course-VII>	RESULT	REMARK	TOTAL MARKS		
		Th(80/32)	Th(80/32)	Th(80/32)	Th(80/32)	Tw(25/10)	Tw(25/10)	Tw(100/40)			OUT OF 650		
		In(20/08)	In(20/08)	In(20/08)	In(20/08)	Pr/Or(25/10)	Pr/Or(25/10)	Pr/Or(50/20)					
		Total	Total	Total	Total	Total	Total	Total					
		C G GP C*G	C G GP C*G	C G GP C*G	C G GP C*G	C G GP C*G	C G GP C*G	C G GP C*G	腓	腓G	SGPI		
01.	ITC801	BLOCKCHAIN AND DLT				02.	ITD08011	BIG DATA ANALYTICS			06.	ITD08021	USER INTERFACE DESIGN
11.	ILO8012	FINANCE MANAGEMENT				19.	ITL801	BLOCKCHAIN LAB			20.	ITL802	CLOUD COMPUTING LAB
21.	ITP801	MAJOR PROJECT II											

6013655	SHRIVASTAVA PRANAV PRADYUMNA PINKY												
	38	40	58	45	20	15	90						
	13	10	19	19	19	11	42		P	RPV		439	
	51	50	77	64	39	26	132						
	3 D 6	18 3 D 6	18 3 A 9 27	3 C 7 21 1 A 9 9	1 D 6 6	6 0 10 60			20	159	7.95		
	SGPI: SEM-I: 6.58 ; SEM-II: 7.75 ; SEM-III: 8.65 ; SEM-IV: 8.26 ; SEM-V: 8.39 ; SEM-VI: 6.64 ; SEM-VII: 7.32 ; CGPI: 7.73 @0.02												
	CREDITS: SEM-I: 18 ; SEM-II: 20 ; SEM-III: 23 ; SEM-IV: 23 ; SEM-V: 23 ; SEM-VI: 22 ; SEM-VII: 22												
	MARKS: SEM-I:406/675; SEM-II:490/725; SEM-III:572/775; SEM-IV:551/775; SEM-V:601/800; SEM-VI:471/800; SEM-VII:485/750; TOTAL: 4015/5950 (67.48%)												

6013656	SURVE ANIKET NITIN RACHANA												
	51	64	58	58	20	17	90						
	16	13	14	17	18	13	45		P			494	
	67	77	72	75	38	30	135						
	3 C 7	21 3 A 9 27	3 B 8 24	3 A 9 27 1 A 9 9	1 C 7 7	6 0 10 60			20	175	8.75		
	SGPI: SEM-I: 6.78 ; SEM-II: 7.70 ; SEM-III: 7.91 ; SEM-IV: 8.96 ; SEM-V: 8.96 ; SEM-VI: 8.00 ; SEM-VII: 7.36 ; CGPI: 8.09												
	CREDITS: SEM-I: 18 ; SEM-II: 20 ; SEM-III: 23 ; SEM-IV: 23 ; SEM-V: 23 ; SEM-VI: 22 ; SEM-VII: 22												
	MARKS: SEM-I:425/675; SEM-II:494/725; SEM-III:553/775; SEM-IV:589/775; SEM-V:632/800; SEM-VI:565/800; SEM-VII:500/750; TOTAL: 4252/5950 (71.46%)												

01.	ITC801	BLOCKCHAIN AND DLT				04.	ITD08013	SIMULATION AND MODELING			06.	ITD08021	USER INTERFACE DESIGN
10.	ILO8011	PROJECT MANAGEMENT				19.	ITL801	BLOCKCHAIN LAB			20.	ITL802	CLOUD COMPUTING LAB
21.	ITP801	MAJOR PROJECT II											

6013657	/ADAPPA VINISHA VINAY SUNITHA												
	50	66	52	55	23	21	99						
	17	20	19	17	21	20	49		P			529	
	67	86	71	72	44	41	148						
	3 C 7	21 3 O 10 30	3 B 8 24	3 B 8 24 1 O 10 10	1 O 10 10	6 0 10 60			20	179	8.95		
	SGPI: SEM-I: 9.78 ; SEM-II:10.00 ; SEM-III: 9.52 ; SEM-IV: 9.74 ; SEM-V:10.00 ; SEM-VI: 9.59 ; SEM-VII: 9.05 ; CGPI: 9.58												
	CREDITS: SEM-I: 18 ; SEM-II: 20 ; SEM-III: 23 ; SEM-IV: 23 ; SEM-V: 23 ; SEM-VI: 22 ; SEM-VII: 22												
	MARKS: SEM-I:595/675; SEM-II:649/725; SEM-III:652/775; SEM-IV:681/775; SEM-V:723/800; SEM-VI:681/800; SEM-VII:598/750; TOTAL: 5108/5950 (85.85%)												

/- FEMALE, #- 0.229, @- 0.5042/0.5043, *- 0.5045, \$- Carried Forward Grade, ~- Dyslexia, A/ABS- Absent, F- Fails, P- Passes													
RR- Reserved, RLE- Reserve for Lower Examination, RPV- Provisional, RCC- 0.5050, ADC- Admission Cancelled													
G:Grade, GP:Grade Point, C:Credits, 腓:Sum of Credit Points, 腓G:Sum of Product of Credits & Grades													
SGPI:Semester Grade Performance Index = 腓G/腓, CGPI:Cumulative Grade Performance Index													
% Marks : 80 and Above 75-79.99 70-74.99 60-69.99 50-59.99 45-49.99 40-44.99 Less Than 40													
Grade / Gr. Pt. : O / 10 A / 9 B / 8 C / 7 D / 6 E / 5 P / 4 F / 0													

Dr. G. T. Thanpi
PRINCIPAL
Thadomal Shahani Engineering College
Bandra (W), Mumbai - 400 050.



SEAT_NO	NAME	<Course-I>	<Course-II>	<Course-III>	<Course-IV>	<Course-V>	<Course-VI>	<Course-VII>	RESULT	REMARK	TOTAL MARKS				
		Th(80/32)	Th(80/32)	Th(80/32)	Th(80/32)	Tw(25/10)	Tw(25/10)	Tw(100/40)			OUT OF 650				
		In(20/08)	In(20/08)	In(20/08)	In(20/08)	Pr/Or(25/10)	Pr/Or(25/10)	Pr/Or(50/20)							
		Total	Total	Total	Total	Total	Total	Total							
		C G GP C*G	C G GP C*G	C G GP C*G	C G GP C*G	C G GP C*G	C G GP C*G	C G GP C*G	腩 腩G	SGPI					
01.	ITC801	BLOCKCHAIN AND DLT						04.	ITD08013	SIMULATION AND MODELING		06.	ITD08021	USER INTERFACE DESIGN	
10.	ILO8011	PROJECT MANAGEMENT						19.	ITL801	BLOCKCHAIN LAB		20.	ITL802	CLOUD COMPUTING LAB	
21.	ITP801	MAJOR PROJECT II													

6013658 /ALVI ZUBIYA JAMSHED ALAM YASMEEN															
		55	64	64	66	24	23	97							
		19	20	20	17	24	23	48		P			564		
		74	84	84	83	48	46	145							
		3 B 8	24 3 O 10	30 3 O 10	30 3 O 10	30 1 O 10	10 1 O 10	10 6 O 10	60	20 194	9.70				
		SGPI: SEM-I: 7.83 ; SEM-II: 9.55 ; SEM-III: 9.35 ; SEM-IV: 9.84 ; SEM-V: 10.00 ; SEM-VI: 9.05 ; SEM-VII: 8.09 ; CGPI: 9.21													
		CREDITS: SEM-I: 18 ; SEM-II: 20 ; SEM-III: 23 ; SEM-IV: 23 ; SEM-V: 23 ; SEM-VI: 22 ; SEM-VII: 22													
		MARKS: SEM-I: 489/675; SEM-II: 603/725; SEM-III: 652/775; SEM-IV: 692/775; SEM-V: 706/800; SEM-VI: 644/800; SEM-VII: 543/750; TOTAL: 4893/5950 (82.24%)													

6013659 BHANGRE VARUN KUNAL RANJANA															
		40	63	49	60	20	16	94							
		15	19	20	16	18	22	46		P			498		
		55	82	69	76	38	38	140							
		3 D 6	18 3 O 10	30 3 C 7 21	3 A 9 27	1 A 9 9	1 A 9 9	6 O 10 60		20 174	8.70				
		SGPI: SEM-I: 9.17 ; SEM-II: 9.50 ; SEM-III: 9.35 ; SEM-IV: 9.61 ; SEM-V: 9.61 ; SEM-VI: 8.91 ; SEM-VII: 7.36 ; CGPI: 9.03													
		CREDITS: SEM-I: 18 ; SEM-II: 20 ; SEM-III: 23 ; SEM-IV: 23 ; SEM-V: 23 ; SEM-VI: 22 ; SEM-VII: 22													
		MARKS: SEM-I: 552/675; SEM-II: 603/725; SEM-III: 643/775; SEM-IV: 645/775; SEM-V: 682/800; SEM-VI: 630/800; SEM-VII: 495/750; TOTAL: 4748/5950 (79.80%)													

6013660 BHANSALI PREET PRAVIN SANGEETA															
		66	71	54	74	22	16	94							
		19	20	20	17	19	13	48		P			553		
		85	91	74	91	41	29	142							
		3 O 10	30 3 O 10	30 3 B 8 24	3 O 10 30	1 O 10 10	1 D 6 6	6 O 10 60		20 190	9.50				
		SGPI: SEM-I: 8.94 ; SEM-II: 9.70 ; SEM-III: 9.61 ; SEM-IV: 9.61 ; SEM-V: 10.00 ; SEM-VI: 9.59 ; SEM-VII: 9.14 ; CGPI: 9.53													
		CREDITS: SEM-I: 18 ; SEM-II: 20 ; SEM-III: 23 ; SEM-IV: 23 ; SEM-V: 23 ; SEM-VI: 22 ; SEM-VII: 22													
		MARKS: SEM-I: 532/675; SEM-II: 611/725; SEM-III: 657/775; SEM-IV: 671/775; SEM-V: 703/800; SEM-VI: 683/800; SEM-VII: 604/750; TOTAL: 5014/5950 (84.27%)													

/- FEMALE, #- 0.229, @- 0.5042/0.5043, *- 0.5045, \$- Carried Forward Grade, ~- Dyslexia, A/ABS- Absent, F- Fails, P- Passes															
RR- Reserved, RLE- Reserve for Lower Examination, RPV- Provisional, RCC- 0.5050, ADC- Admission Cancelled															
G:Grade, GP:Grade Point, C:Credits, 腩:Sum of Credit Points, 腩G:Sum of Product of Credits & Grades															
SGPI:Semester Grade Performance Index = 腩G/腩, CGPI:Cumulative Grade Performance Index															
% Marks : 80 and Above 75-79.99 70-74.99 60-69.99 50-59.99 45-49.99 40-44.99 Less Than 40															
Grade / Gr. Pt. : O / 10 A / 9 B / 8 C / 7 D / 6 E / 5 P / 4 F / 0															

Dr. G. T. Thanpi
PRINCIPAL
Thadomal Shahani Engineering College
Bandra (W), Mumbai - 400 050.



SEAT_NO	NAME	<Course-I>	<Course-II>	<Course-III>	<Course-IV>	<Course-V>	<Course-VI>	<Course-VII>	RESULT	REMARK	TOTAL MARKS		
		Th(80/32)	Th(80/32)	Th(80/32)	Th(80/32)	Tw(25/10)	Tw(25/10)	Tw(100/40)			OUT OF 650		
		In(20/08)	In(20/08)	In(20/08)	In(20/08)	Pr/Or(25/10)	Pr/Or(25/10)	Pr/Or(50/20)					
		Total	Total	Total	Total	Total	Total	Total					
		C G GP C*G	C G GP C*G	C G GP C*G	C G GP C*G	C G GP C*G	C G GP C*G	C G GP C*G	腓 腓G	SGPI			
01.	ITC801	BLOCKCHAIN AND DLT				04.	ITD08013	SIMULATION AND MODELING			06.	ITD08021	USER INTERFACE DESIGN
10.	ILO8011	PROJECT MANAGEMENT				19.	ITL801	BLOCKCHAIN LAB			20.	ITL802	CLOUD COMPUTING LAB
21.	ITP801	MAJOR PROJECT II											

6013661	BHATIA AMAN HIRU NIKITA												
47	44	32	48	18	14	70							
8	12	8	14	17	10	30			P	RPV	372		
55	56	40	62	35	24	100							
3 D 6 18 3 D 6 18 3 P 4 12	3 C 7 21 1 B 8 8 1 E 5 5 6 C 7 42								20	124	6.20		
SGPI: SEM-I: 5.72 ; SEM-II: 8.45 ; SEM-III: 8.26 ; SEM-IV: 8.78 ; SEM-V: 8.61 ; SEM-VI: 6.18 ; SEM-VII: 6.64 ; CGPI: 7.41													
CREDITS: SEM-I: 18 ; SEM-II: 20 ; SEM-III: 23 ; SEM-IV: 23 ; SEM-V: 23 ; SEM-VI: 22 ; SEM-VII: 22													
MARKS: SEM-I:368/675; SEM-II:550/725; SEM-III:573/775; SEM-IV:587/775; SEM-V:609/800; SEM-VI:450/800; SEM-VII:434/750; TOTAL: 3943/5950 (66.27%)													

6013662	/CHANDARANA NIDHI UMESH KIRAN												
46	56	35	59	24	22	90							
19	20	20	18	24	24	42			P		499		
65	76	55	77	48	46	132							
3 C 7 21 3 A 9 27 3 D 6 18	3 A 9 27 1 O 10 10 1 O 10 10 6 O 10 60								20	173	8.65		
SGPI: SEM-I: 8.61 ; SEM-II: 9.85 ; SEM-III: 9.48 ; SEM-IV: 9.97 ; SEM-V:10.00 ; SEM-VI: 9.55 ; SEM-VII: 9.59 ; CGPI: 9.49													
CREDITS: SEM-I: 18 ; SEM-II: 20 ; SEM-III: 23 ; SEM-IV: 23 ; SEM-V: 23 ; SEM-VI: 22 ; SEM-VII: 22													
MARKS: SEM-I:533/675; SEM-II:616/725; SEM-III:661/775; SEM-IV:702/775; SEM-V:732/800; SEM-VI:677/800; SEM-VII:623/750; TOTAL: 5043/5950 (84.76%)													

6013663	DANI PRANAV PRASANNA PRADNYA												
51	58	43	50	20	23	98							
16	20	20	17	18	23	49			P		506		
67	78	63	67	38	46	147							
3 C 7 21 3 A 9 27 3 C 7 21	3 C 7 21 1 A 9 9 1 O 10 10 6 O 10 60								20	169	8.45		
SGPI: SEM-I: 8.00 ; SEM-II: 9.50 ; SEM-III: 9.22 ; SEM-IV: 9.48 ; SEM-V:10.00 ; SEM-VI: 8.59 ; SEM-VII: 8.09 ; CGPI: 8.95													
CREDITS: SEM-I: 18 ; SEM-II: 20 ; SEM-III: 23 ; SEM-IV: 23 ; SEM-V: 23 ; SEM-VI: 22 ; SEM-VII: 22													
MARKS: SEM-I:497/675; SEM-II:612/725; SEM-III:645/775; SEM-IV:669/775; SEM-V:699/800; SEM-VI:612/800; SEM-VII:543/750; TOTAL: 4783/5950 (80.39%)													

/- FEMALE, #- 0.229, @- 0.5042/0.5043, *- 0.5045, \$- Carried Forward Grade, ~- Dyslexia, A/ABS- Absent, F- Fails, P- Passes													
RR- Reserved, RLE- Reserve for Lower Examination, RPV- Provisional, RCC- 0.5050, ADC- Admission Cancelled													
G:Grade, GP:Grade Point, C:Credits, 腓:Sum of Credit Points, 腓G:Sum of Product of Credits & Grades													
SGPI:Semester Grade Performance Index = 腓G/腓, CGPI:Cumulative Grade Performance Index													
% Marks : 80 and Above 75-79.99 70-74.99 60-69.99 50-59.99 45-49.99 40-44.99 Less Than 40													
Grade / Gr. Pt. : O / 10 A / 9 B / 8 C / 7 D / 6 E / 5 P / 4 F / 0													

Dr. G. T. Thanpi
PRINCIPAL
Thadomal Shahani Engineering College
Bandra (W), Mumbai - 400 050.



SEAT_NO	NAME	<Course-I>	<Course-II>	<Course-III>	<Course-IV>	<Course-V>	<Course-VI>	<Course-VII>	RESULT	REMARK	TOTAL MARKS				
		Th(80/32)	Th(80/32)	Th(80/32)	Th(80/32)	Tw(25/10)	Tw(25/10)	Tw(100/40)			OUT OF 650				
		In(20/08)	In(20/08)	In(20/08)	In(20/08)	Pr/Or(25/10)	Pr/Or(25/10)	Pr/Or(50/20)							
		Total	Total	Total	Total	Total	Total	Total							
		C G GP C*G	C G GP C*G	C G GP C*G	C G GP C*G	C G GP C*G	C G GP C*G	C G GP C*G	腓 腓G	SGPI					
01.	ITC801	BLOCKCHAIN AND DLT						04.	ITD08013	SIMULATION AND MODELING		06.	ITD08021	USER INTERFACE DESIGN	
10.	ILO8011	PROJECT MANAGEMENT						19.	ITL801	BLOCKCHAIN LAB		20.	ITL802	CLOUD COMPUTING LAB	
21.	ITP801	MAJOR PROJECT II													

6013664 /GANDHI SHRUTI AMIT AMITA															
		59	71	64	68	21	15	75							
		16	17	15	17	19	16	40	P		513				
		75	88	79	85	40	31	115							
		3 A 9 27 3 0 10 30	3 A 9 27 3 0 10 30	3 A 9 27 3 0 10 30	3 O 10 30 1 0 10 10	1 C 7 7 6 A 9 54			20 185 9.25						
		SGPI: SEM-I: 7.06 ; SEM-II: 8.85 ; SEM-III: 9.61 ; SEM-IV: 9.61 ; SEM-V: 10.00 ; SEM-VI: 8.36 ; SEM-VII: 8.73 ; CGPI: 8.99													
		CREDITS: SEM-I: 18 ; SEM-II: 20 ; SEM-III: 23 ; SEM-IV: 23 ; SEM-V: 23 ; SEM-VI: 22 ; SEM-VII: 22													
		MARKS: SEM-I: 426/675; SEM-II: 561/725; SEM-III: 661/775; SEM-IV: 669/775; SEM-V: 699/800; SEM-VI: 607/800; SEM-VII: 571/750; TOTAL: 4707/5950 (79.11%)													

6013665 /GAWANKAR NANDINI ANAND ADITI															
		56	73	44	64	23	15	90							
		12	16	16	18	22	13	42	P		504				
		68	89	60	82	45	28	132							
		3 C 7 21 3 0 10 30	3 C 7 21 3 0 10 30	3 O 10 30 1 0 10 10	1 D 6 6 6 0 10 60				20 178 8.90						
		SGPI: SEM-I: 8.14 ; SEM-II: 9.80 ; SEM-III: 9.74 ; SEM-IV: 9.61 ; SEM-V: 9.74 ; SEM-VI: 9.32 ; SEM-VII: 8.36 ; CGPI: 9.23													
		CREDITS: SEM-I: 18 ; SEM-II: 20 ; SEM-III: 23 ; SEM-IV: 23 ; SEM-V: 23 ; SEM-VI: 22 ; SEM-VII: 22													
		MARKS: SEM-I: 499/675; SEM-II: 619/725; SEM-III: 667/775; SEM-IV: 672/775; SEM-V: 684/800; SEM-VI: 655/800; SEM-VII: 558/750; TOTAL: 4858/5950 (81.65%)													

6013666 GUJAR ASHISH RAJKUMAR SUMITRA															
		44	37	45	43	20	16	70							
		13	13	13	15	19	12	30	P	RPV	390				
		57	50	58	58	39	28	100							
		3 D 6 18 3 D 6 18	3 D 6 18 3 D 6 18	3 D 6 18 1 A 9 9	1 D 6 6 6 C 7 42				20 129 6.45						
		SGPI: SEM-I: 7.69 ; SEM-II: 8.15 ; SEM-III: 9.22 ; SEM-IV: 8.96 ; SEM-V: 9.43 ; SEM-VI: 6.95 ; SEM-VII: -- ; CGPI: 0.00													
		CREDITS: SEM-I: 18 ; SEM-II: 20 ; SEM-III: 23 ; SEM-IV: 23 ; SEM-V: 23 ; SEM-VI: 22 ; SEM-VII: --													
		MARKS: SEM-I: 470/675; SEM-II: 514/725; SEM-III: 620/775; SEM-IV: 576/775; SEM-V: 651/800; SEM-VI: 498/800; SEM-VII: -- ; TOTAL: --													

/- FEMALE, #- 0.229, @- 0.5042/0.5043, *- 0.5045, \$- Carried Forward Grade, ~- Dyslexia, A/ABS- Absent, F- Fails, P- Passes															
RR- Reserved, RLE- Reserve for Lower Examination, RPV- Provisional, RCC- 0.5050, ADC- Admission Cancelled															
G:Grade, GP:Grade Point, C:Credits, 腓:Sum of Credit Points, 腓G:Sum of Product of Credits & Grades															
SGPI:Semester Grade Performance Index = 腓G/腓, CGPI:Cumulative Grade Performance Index															
% Marks : 80 and Above 75-79.99 70-74.99 60-69.99 50-59.99 45-49.99 40-44.99 Less Than 40															
Grade / Gr. Pt. : O / 10 A / 9 B / 8 C / 7 D / 6 E / 5 P / 4 F / 0															

Dr. G. T. Thanpi
PRINCIPAL
Thadomal Shahani Engineering College
Bandra (W), Mumbai - 400 050.



SEAT_NO	NAME	<Course-I>	<Course-II>	<Course-III>	<Course-IV>	<Course-V>	<Course-VI>	<Course-VII>	TOTAL MARKS			
		Th(80/32)	Th(80/32)	Th(80/32)	Th(80/32)	Tw(25/10)	Tw(25/10)	Tw(100/40)	OUT OF 650			
		In(20/08)	In(20/08)	In(20/08)	In(20/08)	Pr/Or(25/10)	Pr/Or(25/10)	Pr/Or(50/20)	RESULT REMARK			
		Total	Total	Total	Total	Total	Total	Total	SGPI			
		C G GP C*G	C G GP C*G	C G GP C*G	C G GP C*G	C G GP C*G	C G GP C*G	C G GP C*G	排 排G SGPI			
01.	ITC801	BLOCKCHAIN AND DLT			04.	ITD08013	SIMULATION AND MODELING		06.	ITD08021	USER INTERFACE DESIGN	
10.	ILO8011	PROJECT MANAGEMENT			19.	ITL801	BLOCKCHAIN LAB		20.	ITL802	CLOUD COMPUTING LAB	
21.	ITP801	MAJOR PROJECT II										

6013667 /GUPTA MUSKAN KAMLESH SANGEETA												
51	71	56	44	24	22	99						
18	16	17	16	24	23	49	P		530			
69	87	73	60	48	45	148						
3 C 7 21 3 0 10 30	3 B 8 24	3 C 7 21 1 0 10 10	1 0 10 10	1 0 10 10	6 0 10 60	20 176 8.80						
SGPI: SEM-I: 8.81 ; SEM-II: 9.25 ; SEM-III: 9.48 ; SEM-IV: 9.71 ; SEM-V: 10.00 ; SEM-VI: 8.60 ; SEM-VII: 8.23 ; CGPI: 9.13												
CREDITS: SEM-I: 18 ; SEM-II: 20 ; SEM-III: 23 ; SEM-IV: 23 ; SEM-V: 23 ; SEM-VI: 22 ; SEM-VII: 22												
MARKS: SEM-I:533/675; SEM-II:609/725; SEM-III:659/775; SEM-IV:691/775; SEM-V:716/800; SEM-VI:619/800; SEM-VII:557/750; TOTAL: 4914/5950 (82.59%)												

6013668 JAIN KUNAL KIRAN SANGITA												
51	41	43	40	22	15	80						
13	10	11	17	20	13	40	P		416			
64	51	54	57	42	28	120						
3 C 7 21 3 D 6 18 3 D 6 18	3 D 6 18 1 0 10 10	1 D 6 6 6 0 10 60	20 151 7.55									
SGPI: SEM-I: 8.53 ; SEM-II: 9.35 ; SEM-III: 9.74 ; SEM-IV: 9.61 ; SEM-V: 10.00 ; SEM-VI: 8.09 ; SEM-VII: 6.73 ; CGPI: 8.73												
CREDITS: SEM-I: 18 ; SEM-II: 20 ; SEM-III: 23 ; SEM-IV: 23 ; SEM-V: 23 ; SEM-VI: 22 ; SEM-VII: 22												
MARKS: SEM-I:504/675; SEM-II:588/725; SEM-III:663/775; SEM-IV:675/775; SEM-V:694/800; SEM-VI:585/800; SEM-VII:458/750; TOTAL: 4583/5950 (77.03%)												

6013669 JAIN NISHANK RAJESH DIMPLE												
43	54	36	41	22	16	75						
9	13	9	16	20	13	40	P		407			
52	67	45	57	42	29	115						
3 D 6 18 3 C 7 21 3 E 5 15	3 D 6 18 1 0 10 10	1 D 6 6 6 A 9 54	20 142 7.10									
SGPI: SEM-I: 7.56 ; SEM-II: 8.35 ; SEM-III: 9.30 ; SEM-IV: 9.61 ; SEM-V: 10.00 ; SEM-VI: 8.77 ; SEM-VII: 7.27 ; CGPI: 8.55												
CREDITS: SEM-I: 18 ; SEM-II: 20 ; SEM-III: 23 ; SEM-IV: 23 ; SEM-V: 23 ; SEM-VI: 22 ; SEM-VII: 22												
MARKS: SEM-I:462/675; SEM-II:535/725; SEM-III:623/775; SEM-IV:673/775; SEM-V:689/800; SEM-VI:634/800; SEM-VII:490/750; TOTAL: 4513/5950 (75.85%)												

/- FEMALE, #- 0.229, @- 0.5042/0.5043, *- 0.5045, \$- Carried Forward Grade, ~- Dyslexia, A/ABS- Absent, F- Fails, P- Passes												
RR- Reserved, RLE- Reserve for Lower Examination, RPV- Provisional, RCC- 0.5050, ADC- Admission Cancelled												
G:Grade, GP:Grade Point, C:Credits, 排:Sum of Credit Points, 排G:Sum of Product of Credits & Grades												
SGPI:Semester Grade Performance Index = 排G/排, CGPI:Cumulative Grade Performance Index												
% Marks : 80 and Above 75-79.99 70-74.99 60-69.99 50-59.99 45-49.99 40-44.99 Less Than 40												
Grade / Gr. Pt. : O / 10 A / 9 B / 8 C / 7 D / 6 E / 5 P / 4 F / 0												

Dr. G. T. Thanpi
PRINCIPAL
Thadomal Shahani Engineering College
Bandra (W), Mumbai - 400 050.



SEAT_NO	NAME	<Course-I>	<Course-II>	<Course-III>	<Course-IV>	<Course-V>	<Course-VI>	<Course-VII>	TOTAL MARKS				
		Th(80/32)	Th(80/32)	Th(80/32)	Th(80/32)	Tw(25/10)	Tw(25/10)	Tw(100/40)	OUT OF 650				
		In(20/08)	In(20/08)	In(20/08)	In(20/08)	Pr/Or(25/10)	Pr/Or(25/10)	Pr/Or(50/20)					
		Total	Total	Total	Total	Total	Total	Total					
		C G GP C*G	C G GP C*G	C G GP C*G	C G GP C*G	C G GP C*G	C G GP C*G	C G GP C*G	腓 腓G SGPI				
01.	ITC801	BLOCKCHAIN AND DLT						04.	ITD08013	SIMULATION AND MODELING	06.	ITD08021	USER INTERFACE DESIGN
10.	ILO8011	PROJECT MANAGEMENT						19.	ITL801	BLOCKCHAIN LAB	20.	ITL802	CLOUD COMPUTING LAB
21.	ITP801	MAJOR PROJECT II											

6013670	JAIN UDIT KUMAR SUNIL SANGEETA												
		34	41	33	50	23	22	76					
		12	14	16	18	22	24	37	P	RLE		422	
		46	55	49	68	45	46	113					
		3 E 5 15 3 D 6	18 3 E 5 15	3 C 7 21	1 O 10 10	1 O 10 10	6 A 9 54	20	143	7.15			
		SGPI: SEM-I: 7.11 ; SEM-II: 8.90 ; SEM-III: 8.57 ; SEM-IV: 9.71 ; SEM-V: 9.35 ; SEM-VI: 6.65 ; SEM-VII: -- ; CGPI: --											
		CREDITS: SEM-I: 18 ; SEM-II: 20 ; SEM-III: 23 ; SEM-IV: 23 ; SEM-V: 23 ; SEM-VI: 22 ; SEM-VII: --											
		MARKS: SEM-I:453/675; SEM-II:577/725; SEM-III:600/775; SEM-IV:639/775; SEM-V:668/800; SEM-VI:495/800; SEM-VII:-- ; TOTAL: --											

6013671	KHAN FARAZ MANZOOR SHAMIM												
		63	55	51	48	20	22	95					
		17	17	20	18	19	22	47	P			514	
		80	72	71	66	39	44	142					
		3 O 10	30 3 B 8 24	3 B 8 24	3 C 7 21	1 A 9 9	1 O 10 10	6 O 10 60	20	178	8.90		
		SGPI: SEM-I: 6.47 ; SEM-II: 9.40 ; SEM-III: 8.65 ; SEM-IV: 9.30 ; SEM-V: 9.48 ; SEM-VI: 8.50 ; SEM-VII: 7.36 ; CGPI: 8.55											
		CREDITS: SEM-I: 18 ; SEM-II: 20 ; SEM-III: 23 ; SEM-IV: 23 ; SEM-V: 23 ; SEM-VI: 22 ; SEM-VII: 22											
		MARKS: SEM-I:411/675; SEM-II:589/725; SEM-III:604/775; SEM-IV:612/775; SEM-V:663/800; SEM-VI:605/800; SEM-VII:483/750; TOTAL: 4481/5950 (75.31%)											

6013672	/KHASGIWAL TANVI AJAY RAKHI												
		40	49	57	60	23	14	90					
		12	15	14	17	22	16	45	P			474	
		52	64	71	77	45	30	135					
		3 D 6 18 3 C 7 21	3 B 8 24	3 A 9 27	1 O 10 10	1 C 7 7	6 O 10 60	20	167	8.35			
		SGPI: SEM-I: 7.61 ; SEM-II: 9.30 ; SEM-III: 9.61 ; SEM-IV: 9.61 ; SEM-V:10.00 ; SEM-VI: 8.18 ; SEM-VII: 7.36 ; CGPI: 8.79											
		CREDITS: SEM-I: 18 ; SEM-II: 20 ; SEM-III: 23 ; SEM-IV: 23 ; SEM-V: 23 ; SEM-VI: 22 ; SEM-VII: 22											
		MARKS: SEM-I:470/675; SEM-II:582/725; SEM-III:661/775; SEM-IV:676/775; SEM-V:705/800; SEM-VI:579/800; SEM-VII:493/750; TOTAL: 4640/5950 (77.98%)											

/- FEMALE, #- 0.229, @- 0.5042/0.5043, *- 0.5045, \$- Carried Forward Grade, ~- Dyslexia, A/ABS- Absent, F- Fails, P- Passes													
RR- Reserved, RLE- Reserve for Lower Examination, RPV- Provisional, RCC- 0.5050, ADC- Admission Cancelled													
G:Grade, GP:Grade Point, C:Credits, 腓:Sum of Credit Points, 腓G:Sum of Product of Credits & Grades													
SGPI:Semester Grade Performance Index = 腓G/腓, CGPI:Cumulative Grade Performance Index													
% Marks : 80 and Above 75-79.99 70-74.99 60-69.99 50-59.99 45-49.99 40-44.99 Less Than 40													
Grade / Gr. Pt. : O / 10 A / 9 B / 8 C / 7 D / 6 E / 5 P / 4 F / 0													

Dr. G. T. Thanpi
PRINCIPAL
Thadomal Shahani Engineering College
Bandra (W), Mumbai - 400 050.



SEAT_NO	NAME	<Course-I>	<Course-II>	<Course-III>	<Course-IV>	<Course-V>	<Course-VI>	<Course-VII>	RESULT	REMARK	TOTAL MARKS				
		Th(80/32)	Th(80/32)	Th(80/32)	Th(80/32)	Tw(25/10)	Tw(25/10)	Tw(100/40)			OUT OF 650				
		In(20/08)	In(20/08)	In(20/08)	In(20/08)	Pr/Or(25/10)	Pr/Or(25/10)	Pr/Or(50/20)							
		Total	Total	Total	Total	Total	Total	Total							
		C G GP C*G	C G GP C*G	C G GP C*G	C G GP C*G	C G GP C*G	C G GP C*G	C G GP C*G	腓 腓G	SGPI					
01.	ITC801	BLOCKCHAIN AND DLT						04.	ITD08013	SIMULATION AND MODELING		06.	ITD08021	USER INTERFACE DESIGN	
10.	ILO8011	PROJECT MANAGEMENT						19.	ITL801	BLOCKCHAIN LAB		20.	ITL802	CLOUD COMPUTING LAB	
21.	ITP801	MAJOR PROJECT II													

6013673 /KIRTIKAR LEENA NEEL JANHAVI															
		36	68	51	56	24	14	92							
		14	16	19	17	23	16	42	P		488				
		50	84	70	73	47	30	134							
		3 D 6	18 3 O 10	30 3 B 8 24	3 B 8 24	1 O 10 10	1 C 7 7	6 O 10 60	20	173	8.65				
		SGPI: SEM-I: 9.50 ; SEM-II:10.00 ; SEM-III: 9.61 ; SEM-IV: 9.87 ; SEM-V:10.00 ; SEM-VI: 9.05 ; SEM-VII: 7.55 ; CGPI: 9.28													
		CREDITS: SEM-I: 18 ; SEM-II: 20 ; SEM-III: 23 ; SEM-IV: 23 ; SEM-V: 23 ; SEM-VI: 22 ; SEM-VII: 22													
		MARKS: SEM-I:556/675; SEM-II:641/725; SEM-III:680/775; SEM-IV:680/775; SEM-V:701/800; SEM-VI:639/800; SEM-VII:511/750; TOTAL: 4896/5950 (82.29%)													

6013674 KOTIAN HARSH PRASAD RAKHEE															
		46	63	40	59	22	22	90							
		17	20	17	17	20	18	42	P		493				
		63	83	57	76	42	40	132							
		3 C 7	21 3 O 10	30 3 D 6 18	3 A 9 27	1 O 10 10	1 O 10 10	6 O 10 60	20	176	8.80				
		SGPI: SEM-I: 8.06 ; SEM-II: 9.00 ; SEM-III: 9.35 ; SEM-IV: 9.70 ; SEM-V: 9.43 ; SEM-VI: 8.59 ; SEM-VII: 8.27 ; CGPI: 8.93													
		CREDITS: SEM-I: 18 ; SEM-II: 20 ; SEM-III: 23 ; SEM-IV: 23 ; SEM-V: 23 ; SEM-VI: 22 ; SEM-VII: 22													
		MARKS: SEM-I:502/675; SEM-II:571/725; SEM-III:630/775; SEM-IV:655/775; SEM-V:664/800; SEM-VI:615/800; SEM-VII:548/750; TOTAL: 4678/5950 (78.62%)													

6013675 /KUMAR HRISHITA ATUL PRITI															
		38	63	47	58	23	20	99							
		18	17	19	18	22	20	49	P		511				
		56	80	66	76	45	40	148							
		3 D 6	18 3 O 10	30 3 C 7 21	3 A 9 27	1 O 10 10	1 O 10 10	6 O 10 60	20	176	8.80				
		SGPI: SEM-I: 6.56 ; SEM-II: 8.95 ; SEM-III: 9.48 ; SEM-IV: 9.71 ; SEM-V: 9.87 ; SEM-VI: 9.05 ; SEM-VII: 8.86 ; CGPI: 8.98													
		CREDITS: SEM-I: 18 ; SEM-II: 20 ; SEM-III: 23 ; SEM-IV: 23 ; SEM-V: 23 ; SEM-VI: 22 ; SEM-VII: 22													
		MARKS: SEM-I:414/675; SEM-II:564/725; SEM-III:638/775; SEM-IV:664/775; SEM-V:680/800; SEM-VI:640/800; SEM-VII:585/750; TOTAL: 4696/5950 (78.92%)													

/- FEMALE, #- 0.229, @- 0.5042/0.5043, *- 0.5045, \$- Carried Forward Grade, ~- Dyslexia, A/ABS- Absent, F- Fails, P- Passes															
RR- Reserved, RLE- Reserve for Lower Examination, RPV- Provisional, RCC- 0.5050, ADC- Admission Cancelled															
G:Grade, GP:Grade Point, C:Credits, 腓:Sum of Credit Points, 腓G:Sum of Product of Credits & Grades															
SGPI:Semester Grade Performance Index = 腓G/腓, CGPI:Cumulative Grade Performance Index															
% Marks : 80 and Above 75-79.99 70-74.99 60-69.99 50-59.99 45-49.99 40-44.99 Less Than 40															
Grade / Gr. Pt. : O / 10 A / 9 B / 8 C / 7 D / 6 E / 5 P / 4 F / 0															

Dr. G. T. Thanpi
PRINCIPAL
Thadomal Shahani Engineering College
Bandra (W), Mumbai - 400 050.



SEAT_NO	NAME	<Course-I>	<Course-II>	<Course-III>	<Course-IV>	<Course-V>	<Course-VI>	<Course-VII>	RESULT	REMARK	TOTAL MARKS				
		Th(80/32)	Th(80/32)	Th(80/32)	Th(80/32)	Tw(25/10)	Tw(25/10)	Tw(100/40)			OUT OF 650				
		In(20/08)	In(20/08)	In(20/08)	In(20/08)	Pr/Or(25/10)	Pr/Or(25/10)	Pr/Or(50/20)							
		Total	Total	Total	Total	Total	Total	Total							
		C G GP C*G	C G GP C*G	C G GP C*G	C G GP C*G	C G GP C*G	C G GP C*G	C G GP C*G	腩 腩G	SGPI					
01.	ITC801	BLOCKCHAIN AND DLT						04.	ITD08013	SIMULATION AND MODELING		06.	ITD08021	USER INTERFACE DESIGN	
10.	ILO8011	PROJECT MANAGEMENT						19.	ITL801	BLOCKCHAIN LAB		20.	ITL802	CLOUD COMPUTING LAB	
21.	ITP801	MAJOR PROJECT II													

6013676 /LOKHANDE RHUTUJA MILIND PRITI															
		52	70	52	62	23	22	98							
		18	19	18	16	20	20	48		P				538	
		70	89	70	78	43	42	146							
		3 B 8	24 3 O 10	30 3 B 8	24 3 A 9	27 1 O 10	10 1 O 10	10 6 O 10	60	20	185	9.25			
		SGPI: SEM-I: 9.61 ; SEM-II: 9.80 ; SEM-III: 9.52 ; SEM-IV: 9.87 ; SEM-V: 10.00 ; SEM-VI: 9.18 ; SEM-VII: 7.91 ; CGPI: 9.39													
		CREDITS: SEM-I: 18 ; SEM-II: 20 ; SEM-III: 23 ; SEM-IV: 23 ; SEM-V: 23 ; SEM-VI: 22 ; SEM-VII: 22													
		MARKS: SEM-I: 574/675; SEM-II: 630/725; SEM-III: 668/775; SEM-IV: 696/775; SEM-V: 702/800; SEM-VI: 661/800; SEM-VII: 524/750; TOTAL: 4993/5950 (83.92%)													

6013677 MALOO SHOURABH RATANLAL PANKAJ DEVI															
		45	37	46	39	20	15	92							
		13	14	15	14	17	20	45		P				432	
		58	51	61	53	37	35	137							
		3 D 6	18 3 D 6	18 3 C 7	21 3 D 6	18 1 B 8	8 1 B 8	8 6 O 10	60	20	151	7.55			
		SGPI: SEM-I: 7.08 ; SEM-II: 7.65 ; SEM-III: 8.96 ; SEM-IV: 9.52 ; SEM-V: 9.61 ; SEM-VI: 8.23 ; SEM-VII: 7.68 ; CGPI: 8.35													
		CREDITS: SEM-I: 18 ; SEM-II: 20 ; SEM-III: 23 ; SEM-IV: 23 ; SEM-V: 23 ; SEM-VI: 22 ; SEM-VII: 22													
		MARKS: SEM-I: 432/675; SEM-II: 495/725; SEM-III: 614/775; SEM-IV: 648/775; SEM-V: 685/800; SEM-VI: 605/800; SEM-VII: 519/750; TOTAL: 4430/5950 (74.45%)													

6013678 MASALIA KEVIN MILAN DOLLY															
		62	69	57	63	20	14	90							
		16	19	20	18	17	17	44		P				526	
		78	88	77	81	37	31	134							
		3 A 9	27 3 O 10	30 3 A 9	27 3 O 10	30 1 B 8	8 1 C 7	7 6 O 10	60	20	189	9.45			
		SGPI: SEM-I: 8.14 ; SEM-II: 9.45 ; SEM-III: 9.61 ; SEM-IV: 9.57 ; SEM-V: 10.00 ; SEM-VI: 9.00 ; SEM-VII: 7.59 ; CGPI: 9.13													
		CREDITS: SEM-I: 18 ; SEM-II: 20 ; SEM-III: 23 ; SEM-IV: 23 ; SEM-V: 23 ; SEM-VI: 22 ; SEM-VII: 22													
		MARKS: SEM-I: 497/675; SEM-II: 599/725; SEM-III: 664/775; SEM-IV: 676/775; SEM-V: 708/800; SEM-VI: 632/800; SEM-VII: 502/750; TOTAL: 4804/5950 (80.74%)													

/- FEMALE, #- 0.229, @- 0.5042/0.5043, *- 0.5045, \$- Carried Forward Grade, ~- Dyslexia, A/ABS- Absent, F- Fails, P- Passes															
RR- Reserved, RLE- Reserve for Lower Examination, RPV- Provisional, RCC- 0.5050, ADC- Admission Cancelled															
G:Grade, GP:Grade Point, C:Credits, 腩:Sum of Credit Points, 腩G:Sum of Product of Credits & Grades															
SGPI:Semester Grade Performance Index = 腩G/腩, CGPI:Cumulative Grade Performance Index															
% Marks : 80 and Above 75-79.99 70-74.99 60-69.99 50-59.99 45-49.99 40-44.99 Less Than 40															
Grade / Gr. Pt. : O / 10 A / 9 B / 8 C / 7 D / 6 E / 5 P / 4 F / 0															

Dr. G. T. Thanpi
PRINCIPAL
Thadomal Shahani Engineering College
Bandra (W), Mumbai - 400 050.



SEAT_NO	NAME	<Course-I>	<Course-II>	<Course-III>	<Course-IV>	<Course-V>	<Course-VI>	<Course-VII>	RESULT	REMARK	TOTAL MARKS				
		Th(80/32)	Th(80/32)	Th(80/32)	Th(80/32)	Tw(25/10)	Tw(25/10)	Tw(100/40)			OUT OF 650				
		In(20/08)	In(20/08)	In(20/08)	In(20/08)	Pr/Or(25/10)	Pr/Or(25/10)	Pr/Or(50/20)							
		Total	Total	Total	Total	Total	Total	Total							
		C G GP C*G	C G GP C*G	C G GP C*G	C G GP C*G	C G GP C*G	C G GP C*G	C G GP C*G	腓 腓G	SGPI					
01.	ITC801	BLOCKCHAIN AND DLT						04.	ITD08013	SIMULATION AND MODELING		06.	ITD08021	USER INTERFACE DESIGN	
10.	ILO8011	PROJECT MANAGEMENT						19.	ITL801	BLOCKCHAIN LAB		20.	ITL802	CLOUD COMPUTING LAB	
21.	ITP801	MAJOR PROJECT II													

6013679	PADOL CHAITANYA SHAILESH KANCHAN														
		58	62	59	68	24	16	96							
		18	17	13	17	23	22	48	P		541				
		76	79	72	85	47	38	144							
		3 A 9	27 3 A 9	27 3 B 8 24	3 O 10 30	1 O 10 10	1 A 9 9	6 O 10 60	20	187	9.35				
		SGPI: SEM-I: 7.47 ; SEM-II: 9.15 ; SEM-III: 9.09 ; SEM-IV: 9.17 ; SEM-V: 9.74 ; SEM-VI: 8.50 ; SEM-VII: 8.64 ; CGPI: 8.92													
		CREDITS: SEM-I: 18 ; SEM-II: 20 ; SEM-III: 23 ; SEM-IV: 23 ; SEM-V: 23 ; SEM-VI: 22 ; SEM-VII: 22													
		MARKS: SEM-I:464/675; SEM-II:575/725; SEM-III:624/775; SEM-IV:619/775; SEM-V:685/800; SEM-VI:623/800; SEM-VII:570/750; TOTAL: 4701/5950 (79.01%)													

6013680	/PAI PRATHIKSHA VASANTH VARSHA														
		56	50	51	46	24	18	92							
		17	19	20	18	22	21	46	P	RPV	500				
		73	69	71	64	46	39	138							
		3 B 8	24 3 C 7 21	3 B 8 24	3 C 7 21	1 O 10 10	1 A 9 9	6 O 10 60	20	169	8.45				
		SGPI: SEM-I: 7.56 ; SEM-II: 9.05 ; SEM-III: 9.35 ; SEM-IV: 9.61 ; SEM-V: 9.87 ; SEM-VI: 8.64 ; SEM-VII: 7.95 ; CGPI: 8.85													
		CREDITS: SEM-I: 18 ; SEM-II: 20 ; SEM-III: 23 ; SEM-IV: 23 ; SEM-V: 23 ; SEM-VI: 22 ; SEM-VII: 22													
		MARKS: SEM-I:455/675; SEM-II:568/725; SEM-III:632/775; SEM-IV:660/775; SEM-V:687/800; SEM-VI:627/800; SEM-VII:540/750; TOTAL: 4669/5950 (78.47%)													

6013681	PANDEY ANKIT PAWAN MAMTA														
		67	59	57	48	24	17	95							
		14	18	18	18	22	20	47	P		524				
		81	77	75	66	46	37	142							
		3 O 10	30 3 A 9 27	3 A 9 27	3 C 7 21	1 O 10 10	1 B 8 8	6 O 10 60	20	183	9.15				
		SGPI: SEM-I: 8.33 ; SEM-II: 9.80 ; SEM-III: 9.35 ; SEM-IV: 9.61 ; SEM-V:10.00 ; SEM-VI: 8.23 ; SEM-VII: 7.95 ; CGPI: 9.07													
		CREDITS: SEM-I: 18 ; SEM-II: 20 ; SEM-III: 23 ; SEM-IV: 23 ; SEM-V: 23 ; SEM-VI: 22 ; SEM-VII: 22													
		MARKS: SEM-I:509/675; SEM-II:624/725; SEM-III:641/775; SEM-IV:658/775; SEM-V:706/800; SEM-VI:595/800; SEM-VII:527/750; TOTAL: 4784/5950 (80.40%)													

/- FEMALE, #- 0.229, @- 0.5042/0.5043, *- 0.5045, \$- Carried Forward Grade, ~- Dyslexia, A/ABS- Absent, F- Fails, P- Passes															
RR- Reserved, RLE- Reserve for Lower Examination, RPV- Provisional, RCC- 0.5050, ADC- Admission Cancelled															
G:Grade, GP:Grade Point, C:Credits, 腓:Sum of Credit Points, 腓G:Sum of Product of Credits & Grades															
SGPI:Semester Grade Performance Index = 腓G/腓, CGPI:Cumulative Grade Performance Index															
% Marks : 80 and Above 75-79.99 70-74.99 60-69.99 50-59.99 45-49.99 40-44.99 Less Than 40															
Grade / Gr. Pt. : O / 10 A / 9 B / 8 C / 7 D / 6 E / 5 P / 4 F / 0															

Dr. G. T. Thanpi
PRINCIPAL
Thadomal Shahani Engineering College
Bandra (W), Mumbai - 400 050.



SEAT_NO	NAME	<Course-I>	<Course-II>	<Course-III>	<Course-IV>	<Course-V>	<Course-VI>	<Course-VII>	TOTAL MARKS														
		Th(80/32)	Th(80/32)	Th(80/32)	Th(80/32)	Tw(25/10)	Tw(25/10)	Tw(100/40)	OUT OF 650														
		In(20/08)	In(20/08)	In(20/08)	In(20/08)	Pr/Or(25/10)	Pr/Or(25/10)	Pr/Or(50/20)															
		Total	Total	Total	Total	Total	Total	Total															
		C G GP C*G	C G GP C*G	C G GP C*G	C G GP C*G	C G GP C*G	C G GP C*G	C G GP C*G	排 排G SGPI														
01.	ITC801	BLOCKCHAIN AND DLT			04.	ITD08013	SIMULATION AND MODELING		06.	ITD08021	USER INTERFACE DESIGN												
10.	ILO8011	PROJECT MANAGEMENT			19.	ITL801	BLOCKCHAIN LAB		20.	ITL802	CLOUD COMPUTING LAB												
21.	ITP801	MAJOR PROJECT II																					

6013682	PARIKH HARSH MITESH LATA																						
54	56	61	46	24	18	97																	
17	19	18	15	20	21	47	P				513												
71	75	79	61	44	39	144																	
3 B	8	24	3 A	9	27	3 A	9	27	3 C	7	21	1 O	10	10	1 A	9	9	6 O	10	60	20	178	8.90
SGPI: SEM-I: 8.72 ; SEM-II: 9.70 ; SEM-III: 9.17 ; SEM-IV: 9.61 ; SEM-V: 9.96 ; SEM-VI: 9.18 ; SEM-VII: 8.64 ; CGPI: 9.25																							
CREDITS: SEM-I: 18 ; SEM-II: 20 ; SEM-III: 23 ; SEM-IV: 23 ; SEM-V: 23 ; SEM-VI: 22 ; SEM-VII: 22																							
MARKS: SEM-I:519/675; SEM-II:626/725; SEM-III:615/775; SEM-IV:659/775; SEM-V:702/800; SEM-VI:669/800; SEM-VII:571/750; TOTAL: 4874/5950 (81.92%)																							

6013683	/PARMAR ADITI BIPIN MANISHA																						
51	55	61	61	24	21	81																	
18	15	18	17	22	20	40	P	RPV			504												
69	70	79	78	46	41	121																	
3 C	7	21	3 B	8	24	3 A	9	27	3 A	9	27	1 O	10	10	1 O	10	10	6 O	10	60	20	179	8.95
(DIPLOMA STUDENT) SGPI: SEM-III: 9.48 ; SEM-IV: 9.43 ; SEM-V: 9.74 ; SEM-VI: 8.91 ; SEM-VII: 8.27 ; CGPI: 9.14																							
CREDITS: SEM-III: 23 ; SEM-IV: 23 ; SEM-V: 23 ; SEM-VI: 22 ; SEM-VII: 22																							
MARKS: SEM-III:643/775; SEM-IV:631/775; SEM-V:674/800; SEM-VI:632/800; SEM-VII:546/750; TOTAL: 3630/4550 (79.78%)																							

6013684	PATEL NEEL HARESH PRITI																						
66	59	43	59	24	24	90																	
18	17	20	18	24	24	45	P				531												
84	76	63	77	48	48	135																	
3 O	10	30	3 A	9	27	3 C	7	21	3 A	9	27	1 O	10	10	1 O	10	10	6 O	10	60	20	185	9.25
SGPI: SEM-I: 7.64 ; SEM-II: 8.30 ; SEM-III: 9.48 ; SEM-IV: 9.74 ; SEM-V: 9.87 ; SEM-VI: 8.09 ; SEM-VII: 7.68 ; CGPI: 8.80																							
CREDITS: SEM-I: 18 ; SEM-II: 20 ; SEM-III: 23 ; SEM-IV: 23 ; SEM-V: 23 ; SEM-VI: 22 ; SEM-VII: 22																							
MARKS: SEM-I:455/675; SEM-II:539/725; SEM-III:651/775; SEM-IV:678/775; SEM-V:698/800; SEM-VI:608/800; SEM-VII:533/750; TOTAL: 4693/5950 (78.87%)																							

/- FEMALE, #- 0.229, @- 0.5042/0.5043, *- 0.5045, \$- Carried Forward Grade, ~- Dyslexia, A/ABS- Absent, F- Fails, P- Passes																							
RR- Reserved, RLE- Reserve for Lower Examination, RPV- Provisional, RCC- 0.5050, ADC- Admission Cancelled																							
G:Grade, GP:Grade Point, C:Credits, 排:Sum of Credit Points, 排G:Sum of Product of Credits & Grades																							
SGPI:Semester Grade Performance Index = 排G/排, CGPI:Cumulative Grade Performance Index																							
% Marks : 80 and Above 75-79.99 70-74.99 60-69.99 50-59.99 45-49.99 40-44.99 Less Than 40																							
Grade / Gr. Pt. : O / 10 A / 9 B / 8 C / 7 D / 6 E / 5 P / 4 F / 0																							

Dr. G. T. Thanpi
PRINCIPAL
Thadomal Shahani Engineering College
Bandra (W), Mumbai - 400 050.



SEAT_NO	NAME	<Course-I>	<Course-II>	<Course-III>	<Course-IV>	<Course-V>	<Course-VI>	<Course-VII>	RESULT	REMARK	TOTAL MARKS				
		Th(80/32)	Th(80/32)	Th(80/32)	Th(80/32)	Tw(25/10)	Tw(25/10)	Tw(100/40)			OUT OF 650				
		In(20/08)	In(20/08)	In(20/08)	In(20/08)	Pr/Or(25/10)	Pr/Or(25/10)	Pr/Or(50/20)							
		Total	Total	Total	Total	Total	Total	Total							
		C G GP C*G	C G GP C*G	C G GP C*G	C G GP C*G	C G GP C*G	C G GP C*G	C G GP C*G	腓 腓G	SGPI					
01.	ITC801	BLOCKCHAIN AND DLT						04.	ITD08013	SIMULATION AND MODELING		06.	ITD08021	USER INTERFACE DESIGN	
10.	ILO8011	PROJECT MANAGEMENT						19.	ITL801	BLOCKCHAIN LAB		20.	ITL802	CLOUD COMPUTING LAB	
21.	ITP801	MAJOR PROJECT II													

6013685	PATIL AARYAN KUNAL GAURI														
48	56	44	54	24	23	98									
20	18	18	18	23	24	49	P				517				
68	74	62	72	47	47	147									
3 C 7 21 3 B 8 24 3 C 7 21	3 B 8 24 1 O 10 10	1 O 10 10	6 O 10 60	20 170	8.50										
SGPI: SEM-I: 8.00 ; SEM-II: 9.83 ; SEM-III: 8.83 ; SEM-IV: 9.57 ; SEM-V: 9.61 ; SEM-VI: 9.32 ; SEM-VII: 7.86 ; CGPI: 8.96															
CREDITS: SEM-I: 18 ; SEM-II: 20 ; SEM-III: 23 ; SEM-IV: 23 ; SEM-V: 23 ; SEM-VI: 22 ; SEM-VII: 22															
MARKS: SEM-I:513/675; SEM-II:628/725; SEM-III:601/775; SEM-IV:651/775; SEM-V:673/800; SEM-VI:664/800; SEM-VII:536/750; TOTAL: 4783/5950 (80.39%)															

6013686	PATIL NEERAJ DHAIRYASHIL MEGHA														
59	70	61	63	24	23	97									
20	19	20	17	24	24	47	P				568				
79	89	81	80	48	47	144									
3 A 9 27 3 O 10 30 3 O 10 30	3 O 10 30 1 O 10 10	1 O 10 10	6 O 10 60	20 197	9.85										
SGPI: SEM-I: 9.28 ; SEM-II:10.00 ; SEM-III: 9.61 ; SEM-IV: 9.61 ; SEM-V: 9.87 ; SEM-VI: 9.59 ; SEM-VII: 9.59 ; CGPI: 9.68															
CREDITS: SEM-I: 18 ; SEM-II: 20 ; SEM-III: 23 ; SEM-IV: 23 ; SEM-V: 23 ; SEM-VI: 22 ; SEM-VII: 22															
MARKS: SEM-I:556/675; SEM-II:654/725; SEM-III:656/775; SEM-IV:653/775; SEM-V:704/800; SEM-VI:695/800; SEM-VII:623/750; TOTAL: 5109/5950 (85.87%)															

6013687	/PAWAR ARPITA ANIL AKSHATA														
59	69	67	60	22	22	90									
19	15	19	17	20	22	41	P				542				
78	84	86	77	42	44	131									
3 A 9 27 3 O 10 30 3 O 10 30	3 A 9 27 1 O 10 10	1 O 10 10	6 O 10 60	20 194	9.70										
SGPI: SEM-I: 8.61 ; SEM-II: 9.45 ; SEM-III: 9.48 ; SEM-IV: 9.71 ; SEM-V:10.00 ; SEM-VI: 9.42 ; SEM-VII: 8.86 ; CGPI: 9.42															
CREDITS: SEM-I: 18 ; SEM-II: 20 ; SEM-III: 23 ; SEM-IV: 23 ; SEM-V: 23 ; SEM-VI: 22 ; SEM-VII: 22															
MARKS: SEM-I:521/675; SEM-II:610/725; SEM-III:642/775; SEM-IV:680/775; SEM-V:708/800; SEM-VI:672/800; SEM-VII:570/750; TOTAL: 4945/5950 (83.11%)															

/- FEMALE, #- 0.229, @- 0.5042/0.5043, *- 0.5045, \$- Carried Forward Grade, ~- Dyslexia, A/ABS- Absent, F- Fails, P- Passes															
RR- Reserved, RLE- Reserve for Lower Examination, RPV- Provisional, RCC- 0.5050, ADC- Admission Cancelled															
G:Grade, GP:Grade Point, C:Credits, 腓:Sum of Credit Points, 腓G:Sum of Product of Credits & Grades															
SGPI:Semester Grade Performance Index = 腓G/腓, CGPI:Cumulative Grade Performance Index															
% Marks : 80 and Above 75-79.99 70-74.99 60-69.99 50-59.99 45-49.99 40-44.99 Less Than 40															
Grade / Gr. Pt. : O / 10 A / 9 B / 8 C / 7 D / 6 E / 5 P / 4 F / 0															

Dr. G. T. Thanpi
PRINCIPAL
Thadomal Shahani Engineering College
Bandra (W), Mumbai - 400 050.



SEAT_NO	NAME	<Course-I>	<Course-II>	<Course-III>	<Course-IV>	<Course-V>	<Course-VI>	<Course-VII>	RESULT	REMARK	TOTAL MARKS		
		Th(80/32)	Th(80/32)	Th(80/32)	Th(80/32)	Tw(25/10)	Tw(25/10)	Tw(100/40)			OUT OF 650		
		In(20/08)	In(20/08)	In(20/08)	In(20/08)	Pr/Or(25/10)	Pr/Or(25/10)	Pr/Or(50/20)					
		Total	Total	Total	Total	Total	Total	Total					
		C G GP C*G	C G GP C*G	C G GP C*G	C G GP C*G	C G GP C*G	C G GP C*G	C G GP C*G	腩 腩G	SGPI			
01.	ITC801	BLOCKCHAIN AND DLT				04.	ITD08013	SIMULATION AND MODELING			06.	ITD08021	USER INTERFACE DESIGN
10.	ILO8011	PROJECT MANAGEMENT				19.	ITL801	BLOCKCHAIN LAB			20.	ITL802	CLOUD COMPUTING LAB
21.	ITP801	MAJOR PROJECT II											

6013688	RAGHUVANSHI RISHABH DINESH SUNITA												
46	59	57	54	23	21	99							
18	16	20	17	20	23	49	P				522		
64	75	77	71	43	44	148							
3 C 7 21 3 A 9 27 3 A 9 27 3 B 8 24 1 O 10 10 1 O 10 10 6 O 10 60									20	179	8.95		
SGPI: SEM-I: 8.17 ; SEM-II: 9.70 ; SEM-III: 9.22 ; SEM-IV: 9.74 ; SEM-V: 10.00 ; SEM-VI: 9.05 ; SEM-VII: 8.18 ; CGPI: 9.15													
CREDITS: SEM-I: 18 ; SEM-II: 20 ; SEM-III: 23 ; SEM-IV: 23 ; SEM-V: 23 ; SEM-VI: 22 ; SEM-VII: 22													
MARKS: SEM-I:501/675; SEM-II:612/725; SEM-III:633/775; SEM-IV:683/775; SEM-V:713/800; SEM-VI:645/800; SEM-VII:546/750; TOTAL: 4855/5950 (81.60%)													

6013689	RAJPAL CHIRAG VINOD PAYAL												
47	42	54	52	24	22	92							
15	10	20	18	24	24	46	P	RLE			490		
62	52	74	70	48	46	138							
3 C 7 21 3 D 6 18 3 B 8 24 3 B 8 24 1 O 10 10 1 O 10 10 6 O 10 60									20	167	8.35		
SGPI: SEM-I: 6.97 ; SEM-II: 8.03 ; SEM-III: 8.74 ; SEM-IV: 9.30 ; SEM-V: 8.43 ; SEM-VI: 6.14 ; SEM-VII: -- ; CGPI: --													
CREDITS: SEM-I: 18 ; SEM-II: 20 ; SEM-III: 23 ; SEM-IV: 23 ; SEM-V: 23 ; SEM-VI: 22 ; SEM-VII: --													
MARKS: SEM-I:440/675; SEM-II:518/725; SEM-III:594/775; SEM-IV:617/775; SEM-V:606/800; SEM-VI:471/800; SEM-VII:-- ; TOTAL: --													

6013690	RANDER DARSHAN DEVKINANDAN LALITA												
24F	36E	48E	37E	20E	22E	99E							
14E	15E	19E	17E	18E	20E	49E	F				438		
--	51	67	54	38	42	148							
- - - - - 3 D 6 18 3 C 7 21 3 D 6 18 1 A 9 9 1 O 10 10 6 O 10 60									17	136	--		
SGPI: SEM-I: 6.89 ; SEM-II: 8.90 ; SEM-III: 9.35 ; SEM-IV: 9.74 ; SEM-V: 9.61 ; SEM-VI: 8.23 ; SEM-VII: 7.41 ; CGPI: --													
CREDITS: SEM-I: 18 ; SEM-II: 20 ; SEM-III: 23 ; SEM-IV: 23 ; SEM-V: 23 ; SEM-VI: 22 ; SEM-VII: 22													
MARKS: SEM-I:425/675; SEM-II:570/725; SEM-III:638/775; SEM-IV:664/775; SEM-V:672/800; SEM-VI:611/800; SEM-VII:504/750; TOTAL: --													

/- FEMALE, #- 0.229, @- 0.5042/0.5043, *- 0.5045, \$- Carried Forward Grade, ~- Dyslexia, A/ABS- Absent, F- Fails, P- Passes													
RR- Reserved, RLE- Reserve for Lower Examination, RPV- Provisional, RCC- 0.5050, ADC- Admission Cancelled													
G:Grade, GP:Grade Point, C:Credits, 腩:Sum of Credit Points, 腩G:Sum of Product of Credits & Grades													
SGPI:Semester Grade Performance Index = 腩G/腩, CGPI:Cumulative Grade Performance Index													
% Marks : 80 and Above 75-79.99 70-74.99 60-69.99 50-59.99 45-49.99 40-44.99 Less Than 40													
Grade / Gr. Pt. : O / 10 A / 9 B / 8 C / 7 D / 6 E / 5 P / 4 F / 0													

Dr. G. T. Thanpi
PRINCIPAL
Thadomal Shahani Engineering College
Bandra (W), Mumbai - 400 050.



SEAT_NO	NAME	<Course-I>	<Course-II>	<Course-III>	<Course-IV>	<Course-V>	<Course-VI>	<Course-VII>	RESULT	REMARK	TOTAL MARKS				
		Th(80/32)	Th(80/32)	Th(80/32)	Th(80/32)	Tw(25/10)	Tw(25/10)	Tw(100/40)			OUT OF 650				
		In(20/08)	In(20/08)	In(20/08)	In(20/08)	Pr/Or(25/10)	Pr/Or(25/10)	Pr/Or(50/20)							
		Total	Total	Total	Total	Total	Total	Total							
		C G GP C*G	C G GP C*G	C G GP C*G	C G GP C*G	C G GP C*G	C G GP C*G	C G GP C*G	腓 腓G	SGPI					
01.	ITC801	BLOCKCHAIN AND DLT						04.	ITD08013	SIMULATION AND MODELING		06.	ITD08021	USER INTERFACE DESIGN	
10.	ILO8011	PROJECT MANAGEMENT						19.	ITL801	BLOCKCHAIN LAB		20.	ITL802	CLOUD COMPUTING LAB	
21.	ITP801	MAJOR PROJECT II													

6013691	RANGNANI ABHAY JOGENDRA SEEMA														
52	68	48	52	22	18	92									
17	15	18	17	20	19	48	P				506				
69	83	66	69	42	37	140									
3 C 7 21 3 0 10 30	3 C 7 21	3 C 7 21	3 C 7 21	1 0 10 10	1 B 8 8	6 0 10 60		20	171	8.55					
SGPI: SEM-I: 7.56 ; SEM-II: 9.25 ; SEM-III: 9.22 ; SEM-IV: 9.74 ; SEM-V: 9.61 ; SEM-VI: 9.45 ; SEM-VII: 8.77 ; CGPI: 9.06															
CREDITS: SEM-I: 18 ; SEM-II: 20 ; SEM-III: 23 ; SEM-IV: 23 ; SEM-V: 23 ; SEM-VI: 22 ; SEM-VII: 22															
MARKS: SEM-I:467/675; SEM-II:584/725; SEM-III:630/775; SEM-IV:654/775; SEM-V:656/800; SEM-VI:644/800; SEM-VII:574/750; TOTAL: 4715/5950 (79.24%)															

6013692	RATHI BHARAT DAMODAR ALKA														
54	64	50	58	22	23	92									
17	12	18	17	20	23	45	P				515				
71	76	68	75	42	46	137									
3 B 8 24 3 A 9 27	3 C 7 21	3 A 9 27	1 0 10 10	1 0 10 10	6 0 10 60		20	179	8.95						
SGPI: SEM-I: 7.44 ; SEM-II: 9.40 ; SEM-III: 9.35 ; SEM-IV: 9.61 ; SEM-V: 9.61 ; SEM-VI: 8.91 ; SEM-VII: 7.86 ; CGPI: 8.93															
CREDITS: SEM-I: 18 ; SEM-II: 20 ; SEM-III: 23 ; SEM-IV: 23 ; SEM-V: 23 ; SEM-VI: 22 ; SEM-VII: 22															
MARKS: SEM-I:461/675; SEM-II:589/725; SEM-III:633/775; SEM-IV:666/775; SEM-V:676/800; SEM-VI:640/800; SEM-VII:533/750; TOTAL: 4713/5950 (79.21%)															

6013693	SAHA SUROJIT SUDHENDU KARALI														
59	72	51	64	23	22	99									
20	18	19	19	20	23	49	P				558				
79	90	70	83	43	45	148									
3 A 9 27 3 0 10 30	3 B 8 24	3 0 10 30	1 0 10 10	1 0 10 10	6 0 10 60		20	191	9.55						
SGPI: SEM-I: 9.17 ; SEM-II: 9.80 ; SEM-III: 9.22 ; SEM-IV: 9.74 ; SEM-V: 9.87 ; SEM-VI: 9.73 ; SEM-VII: 8.50 ; CGPI: 9.45															
CREDITS: SEM-I: 18 ; SEM-II: 20 ; SEM-III: 23 ; SEM-IV: 23 ; SEM-V: 23 ; SEM-VI: 22 ; SEM-VII: 22															
MARKS: SEM-I:540/675; SEM-II:623/725; SEM-III:639/775; SEM-IV:670/775; SEM-V:707/800; SEM-VI:690/800; SEM-VII:575/750; TOTAL: 5002/5950 (84.07%)															

/- FEMALE, #- 0.229, @- 0.5042/0.5043, *- 0.5045, \$- Carried Forward Grade, ~- Dyslexia, A/ABS- Absent, F- Fails, P- Passes															
RR- Reserved, RLE- Reserve for Lower Examination, RPV- Provisional, RCC- 0.5050, ADC- Admission Cancelled															
G:Grade, GP:Grade Point, C:Credits, 腓:Sum of Credit Points, 腓G:Sum of Product of Credits & Grades															
SGPI:Semester Grade Performance Index = 腓G/腓, CGPI:Cumulative Grade Performance Index															
% Marks : 80 and Above 75-79.99 70-74.99 60-69.99 50-59.99 45-49.99 40-44.99 Less Than 40															
Grade / Gr. Pt. : O / 10 A / 9 B / 8 C / 7 D / 6 E / 5 P / 4 F / 0															

Dr. G. T. Thanpi
PRINCIPAL
Thadomal Shahani Engineering College
Bandra (W), Mumbai - 400 050.



SEAT_NO	NAME	<Course-I>	<Course-II>	<Course-III>	<Course-IV>	<Course-V>	<Course-VI>	<Course-VII>	TOTAL MARKS			
		Th(80/32)	Th(80/32)	Th(80/32)	Th(80/32)	Tw(25/10)	Tw(25/10)	Tw(100/40)	OUT OF 650			
		In(20/08)	In(20/08)	In(20/08)	In(20/08)	Pr/Or(25/10)	Pr/Or(25/10)	Pr/Or(50/20)	RESULT REMARK			
		Total	Total	Total	Total	Total	Total	Total	SGPI			
		C G GP C*G	C G GP C*G	C G GP C*G	C G GP C*G	C G GP C*G	C G GP C*G	C G GP C*G	排 排G SGPI			
01.	ITC801	BLOCKCHAIN AND DLT			04.	ITD08013	SIMULATION AND MODELING		06.	ITD08021	USER INTERFACE DESIGN	
10.	ILO8011	PROJECT MANAGEMENT			19.	ITL801	BLOCKCHAIN LAB		20.	ITL802	CLOUD COMPUTING LAB	
21.	ITP801	MAJOR PROJECT II										
6013694	SAHU AMAR DINESH RASHMI											
		50	56	44	65	20	20	94				
		17	16	19	19	18	17	48	P			503
		67	72	63	84	38	37	142				
		3 C 7	21 3 B 8	24 3 C 7	21 3 O 10	30 1 A 9	9 1 B 8	8 6 O 10	60	20	173	8.65
		SGPI: SEM-I: 6.33 ; SEM-II: 8.20 ; SEM-III: 9.43 ; SEM-IV: 9.52 ; SEM-V: 10.00 ; SEM-VI: 9.05 ; SEM-VII: 8.59 ; CGPI: 8.80										
		CREDITS: SEM-I: 18 ; SEM-II: 20 ; SEM-III: 23 ; SEM-IV: 23 ; SEM-V: 23 ; SEM-VI: 22 ; SEM-VII: 22										
		MARKS: SEM-I:411/675; SEM-II:520/725; SEM-III:631/775; SEM-IV:664/775; SEM-V:695/800; SEM-VI:649/800; SEM-VII:571/750; TOTAL: 4644/5950 (78.05%)										
6013695	SETH JAY SHAILESH SHILPA											
		58	56	58	68	19	17	94				
		17	16	19	19	17	18	48	P			524
		75	72	77	87	36	35	142				
		3 A 9	27 3 B 8	24 3 A 9	27 3 O 10	30 1 B 8	8 1 B 8	8 6 O 10	60	20	184	9.20
		SGPI: SEM-I: 8.33 ; SEM-II: 9.50 ; SEM-III: 9.61 ; SEM-IV: 9.61 ; SEM-V: 9.96 ; SEM-VI: 9.73 ; SEM-VII: 9.14 ; CGPI: 9.42										
		CREDITS: SEM-I: 18 ; SEM-II: 20 ; SEM-III: 23 ; SEM-IV: 23 ; SEM-V: 23 ; SEM-VI: 22 ; SEM-VII: 22										
		MARKS: SEM-I:510/675; SEM-II:595/725; SEM-III:652/775; SEM-IV:673/775; SEM-V:697/800; SEM-VI:680/800; SEM-VII:594/750; TOTAL: 4925/5950 (82.77%)										
6013696	SHAH BHAVYESH MANISH BELA											
		60	53	38	55	24	17	99				
		17	8	12	15	24	16	49	P			487
		77	61	50	70	48	33	148				
		3 A 9	27 3 C 7	21 3 D 6	18 3 B 8	24 1 O 10	10 1 C 7	7 6 O 10	60	20	167	8.35
		SGPI: SEM-I: 6.86 ; SEM-II: 8.38 ; SEM-III: 9.61 ; SEM-IV: 9.30 ; SEM-V: 9.74 ; SEM-VI: 8.23 ; SEM-VII: 7.36 ; CGPI: 8.54										
		CREDITS: SEM-I: 18 ; SEM-II: 20 ; SEM-III: 23 ; SEM-IV: 23 ; SEM-V: 23 ; SEM-VI: 22 ; SEM-VII: 22										
		MARKS: SEM-I:426/675; SEM-II:541/725; SEM-III:650/775; SEM-IV:644/775; SEM-V:682/800; SEM-VI:597/800; SEM-VII:488/750; TOTAL: 4515/5950 (75.88%)										
/- FEMALE, #- 0.229, @- 0.5042/0.5043, *- 0.5045, \$- Carried Forward Grade, ~- Dyslexia, A/ABS- Absent, F- Fails, P- Passes												
RR- Reserved, RLE- Reserve for Lower Examination, RPV- Provisional, RCC- 0.5050, ADC- Admission Cancelled												
G:Grade, GP:Grade Point, C:Credits, 排:Sum of Credit Points, 排G:Sum of Product of Credits & Grades												
SGPI:Semester Grade Performance Index = 排G/排, CGPI:Cumulative Grade Performance Index												
% Marks : 80 and Above 75-79.99 70-74.99 60-69.99 50-59.99 45-49.99 40-44.99 Less Than 40												
Grade / Gr. Pt. : O / 10 A / 9 B / 8 C / 7 D / 6 E / 5 P / 4 F / 0												

Dr. G. T. Thanpi
PRINCIPAL
Thadomal Shahani Engineering College
Bandra (W), Mumbai - 400 050.



SEAT_NO	NAME	<Course-I>	<Course-II>	<Course-III>	<Course-IV>	<Course-V>	<Course-VI>	<Course-VII>	RESULT	REMARK	TOTAL MARKS				
		Th(80/32)	Th(80/32)	Th(80/32)	Th(80/32)	Tw(25/10)	Tw(25/10)	Tw(100/40)			OUT OF 650				
		In(20/08)	In(20/08)	In(20/08)	In(20/08)	Pr/Or(25/10)	Pr/Or(25/10)	Pr/Or(50/20)							
		Total	Total	Total	Total	Total	Total	Total							
		C G GP C*G	C G GP C*G	C G GP C*G	C G GP C*G	C G GP C*G	C G GP C*G	C G GP C*G	腓 腓G	SGPI					
01.	ITC801	BLOCKCHAIN AND DLT						04.	ITD08013	SIMULATION AND MODELING		06.	ITD08021	USER INTERFACE DESIGN	
10.	ILO8011	PROJECT MANAGEMENT						19.	ITL801	BLOCKCHAIN LAB		20.	ITL802	CLOUD COMPUTING LAB	
21.	ITP801	MAJOR PROJECT II													
6013697	SHAH CHINTAN SAMIR CHETNA														
		52	58	51	54	23	17	99							
		18	16	19	18	22	20	49	P		516				
		70	74	70	72	45	37	148							
		3 B 8	24 3 B 8	24 3 B 8	24 3 B 8	24 1 O 10 10	1 B 8 8	6 O 10 60	20	174	8.70				
		SGPI: SEM-I: 9.14 ; SEM-II: 9.55 ; SEM-III: 9.22 ; SEM-IV: 9.74 ; SEM-V: 9.61 ; SEM-VI: 9.59 ; SEM-VII: 9.05 ; CGPI: 9.34													
		CREDITS: SEM-I: 18 ; SEM-II: 20 ; SEM-III: 23 ; SEM-IV: 23 ; SEM-V: 23 ; SEM-VI: 22 ; SEM-VII: 22													
		MARKS: SEM-I:550/675; SEM-II:597/725; SEM-III:632/775; SEM-IV:663/775; SEM-V:691/800; SEM-VI:669/800; SEM-VII:597/750; TOTAL: 4915/5950 (82.61%)													
6013698	/SHAH NAYNI NIMESH SHIVANI														
		58	68	63	63	20	14	90							
		18	18	16	18	18	10	40	P		514				
		76	86	79	81	38	24	130							
		3 A 9	27 3 O 10 30	3 A 9 27	3 O 10 30	1 A 9 9	1 E 5 5	6 O 10 60	20	188	9.40				
		SGPI: SEM-I: 9.11 ; SEM-II: 9.65 ; SEM-III: 9.61 ; SEM-IV: 9.97 ; SEM-V: 9.74 ; SEM-VI: 9.68 ; SEM-VII: 9.77 ; CGPI: 9.63													
		CREDITS: SEM-I: 18 ; SEM-II: 20 ; SEM-III: 23 ; SEM-IV: 23 ; SEM-V: 23 ; SEM-VI: 22 ; SEM-VII: 22													
		MARKS: SEM-I:537/675; SEM-II:602/725; SEM-III:677/775; SEM-IV:697/775; SEM-V:703/800; SEM-VI:678/800; SEM-VII:621/750; TOTAL: 5029/5950 (84.52%)													
6013699	SHAH PRATHAM JINESH SEJAL														
		53	57	55	60	20	16	96							
		15	16	18	18	18	17	45	P		504				
		68	73	73	78	38	33	141							
		3 C 7	21 3 B 8 24	3 B 8 24	3 A 9 27	1 A 9 9	1 C 7 7	6 O 10 60	20	172	8.60				
		SGPI: SEM-I: 8.00 ; SEM-II: 9.35 ; SEM-III: 9.61 ; SEM-IV: 9.67 ; SEM-V:10.00 ; SEM-VI: 9.18 ; SEM-VII: 8.05 ; CGPI: 9.10													
		CREDITS: SEM-I: 18 ; SEM-II: 20 ; SEM-III: 23 ; SEM-IV: 23 ; SEM-V: 23 ; SEM-VI: 22 ; SEM-VII: 22													
		MARKS: SEM-I:501/675; SEM-II:595/725; SEM-III:654/775; SEM-IV:693/775; SEM-V:705/800; SEM-VI:666/800; SEM-VII:555/750; TOTAL: 4873/5950 (81.90%)													
/- FEMALE, #- 0.229, @- 0.5042/0.5043, *- 0.5045, \$- Carried Forward Grade, ~- Dyslexia, A/ABS- Absent, F- Fails, P- Passes RR- Reserved, RLE- Reserve for Lower Examination, RPV- Provisional, RCC- 0.5050, ADC- Admission Cancelled G:Grade, GP:Grade Point, C:Credits, 腓:Sum of Credit Points, 腓G:Sum of Product of Credits & Grades SGPI:Semester Grade Performance Index = 腓G/腓, CGPI:Cumulative Grade Performance Index % Marks : 80 and Above 75-79.99 70-74.99 60-69.99 50-59.99 45-49.99 40-44.99 Less Than 40 Grade / Gr. Pt. : O / 10 A / 9 B / 8 C / 7 D / 6 E / 5 P / 4 F / 0															

Dr. G. T. Thanpi
PRINCIPAL
Thadomal Shahani Engineering College
Bandra (W), Mumbai - 400 050.



SEAT_NO	NAME	<Course-I>	<Course-II>	<Course-III>	<Course-IV>	<Course-V>	<Course-VI>	<Course-VII>	RESULT	REMARK	TOTAL MARKS				
		Th(80/32)	Th(80/32)	Th(80/32)	Th(80/32)	Tw(25/10)	Tw(25/10)	Tw(100/40)			OUT OF 650				
		In(20/08)	In(20/08)	In(20/08)	In(20/08)	Pr/Or(25/10)	Pr/Or(25/10)	Pr/Or(50/20)							
		Total	Total	Total	Total	Total	Total	Total							
		C G GP C*G	C G GP C*G	C G GP C*G	C G GP C*G	C G GP C*G	C G GP C*G	C G GP C*G	腩 腩G	SGPI					
01.	ITC801	BLOCKCHAIN AND DLT						04.	ITD08013	SIMULATION AND MODELING		06.	ITD08021	USER INTERFACE DESIGN	
10.	ILO8011	PROJECT MANAGEMENT						19.	ITL801	BLOCKCHAIN LAB		20.	ITL802	CLOUD COMPUTING LAB	
21.	ITP801	MAJOR PROJECT II													
6013700	SHAH SMITH VIKAS ANITA														
		38	59	47	58	22	21	95							
		16	16	17	18	20	18	45	P		490				
		54	75	64	76	42	39	140							
		3 D 6	18 3 A 9	27 3 C 7 21	3 A 9 27	1 O 10 10	1 A 9 9	6 O 10 60	20	172	8.60				
		SGPI: SEM-I: 8.50 ; SEM-II: 9.20 ; SEM-III: 8.70 ; SEM-IV: 8.58 ; SEM-V: 8.78 ; SEM-VI: 8.73 ; SEM-VII: 7.91 ; CGPI: 8.62													
		CREDITS: SEM-I: 18 ; SEM-II: 20 ; SEM-III: 23 ; SEM-IV: 23 ; SEM-V: 23 ; SEM-VI: 22 ; SEM-VII: 22													
		MARKS: SEM-I:508/675; SEM-II:590/725; SEM-III:597/775; SEM-IV:596/775; SEM-V:626/800; SEM-VI:624/800; SEM-VII:528/750; TOTAL: 4559/5950 (76.62%)													
6013701	SHAIKH FARHAN FAIYAZ SHAHIN														
		62	56	43	62	24	21	98							
		18	16	18	18	23	15	47	P		521				
		80	72	61	80	47	36	145							
		3 O 10	30 3 B 8 24	3 C 7 21	3 O 10 30	1 O 10 10	1 B 8 8	6 O 10 60	20	183	9.15				
		SGPI: SEM-I: 8.56 ; SEM-II: 9.30 ; SEM-III: 9.43 ; SEM-IV: 9.57 ; SEM-V:10.00 ; SEM-VI: 9.32 ; SEM-VII: 9.14 ; CGPI: 9.33													
		CREDITS: SEM-I: 18 ; SEM-II: 20 ; SEM-III: 23 ; SEM-IV: 23 ; SEM-V: 23 ; SEM-VI: 22 ; SEM-VII: 22													
		MARKS: SEM-I:515/675; SEM-II:588/725; SEM-III:644/775; SEM-IV:659/775; SEM-V:707/800; SEM-VI:660/800; SEM-VII:597/750; TOTAL: 4891/5950 (82.20%)													
6013702	SHETH BHAVYA PIYUSH PRITI														
		48	70	58	67	24	24	99							
		19	20	20	20	24	24	49	P		566				
		67	90	78	87	48	48	148							
		3 C 7	21 3 O 10 30	3 A 9 27	3 O 10 30	1 O 10 10	1 O 10 10	6 O 10 60	20	188	9.40				
		SGPI: SEM-I: 9.22 ; SEM-II: 9.23 ; SEM-III: 9.48 ; SEM-IV:10.00 ; SEM-V:10.00 ; SEM-VI:10.00 ; SEM-VII: 9.27 ; CGPI: 9.59													
		CREDITS: SEM-I: 18 ; SEM-II: 20 ; SEM-III: 23 ; SEM-IV: 23 ; SEM-V: 23 ; SEM-VI: 22 ; SEM-VII: 22													
		MARKS: SEM-I:554/675; SEM-II:588/725; SEM-III:665/775; SEM-IV:696/775; SEM-V:712/800; SEM-VI:704/800; SEM-VII:608/750; TOTAL: 5093/5950 (85.60%)													
/- FEMALE, #- 0.229, @- 0.5042/0.5043, *- 0.5045, \$- Carried Forward Grade, ~- Dyslexia, A/ABS- Absent, F- Fails, P- Passes RR- Reserved, RLE- Reserve for Lower Examination, RPV- Provisional, RCC- 0.5050, ADC- Admission Cancelled G:Grade, GP:Grade Point, C:Credits, 腩:Sum of Credit Points, 腩G:Sum of Product of Credits & Grades SGPI:Semester Grade Performance Index = 腩G/腩, CGPI:Cumulative Grade Performance Index % Marks : 80 and Above 75-79.99 70-74.99 60-69.99 50-59.99 45-49.99 40-44.99 Less Than 40 Grade / Gr. Pt. : O / 10 A / 9 B / 8 C / 7 D / 6 E / 5 P / 4 F / 0															

Dr. G. T. Thanpi
PRINCIPAL
Thadomal Shahani Engineering College
Bandra (W), Mumbai - 400 050.



SEAT_NO	NAME	<Course-I>	<Course-II>	<Course-III>	<Course-IV>	<Course-V>	<Course-VI>	<Course-VII>	RESULT	REMARK	TOTAL MARKS				
		Th(80/32)	Th(80/32)	Th(80/32)	Th(80/32)	Tw(25/10)	Tw(25/10)	Tw(100/40)			OUT OF 650				
		In(20/08)	In(20/08)	In(20/08)	In(20/08)	Pr/Or(25/10)	Pr/Or(25/10)	Pr/Or(50/20)							
		Total	Total	Total	Total	Total	Total	Total							
		C G GP C*G	C G GP C*G	C G GP C*G	C G GP C*G	C G GP C*G	C G GP C*G	C G GP C*G	腓 腓G	SGPI					
01.	ITC801	BLOCKCHAIN AND DLT						04.	ITD08013	SIMULATION AND MODELING		06.	ITD08021	USER INTERFACE DESIGN	
10.	ILO8011	PROJECT MANAGEMENT						19.	ITL801	BLOCKCHAIN LAB		20.	ITL802	CLOUD COMPUTING LAB	
21.	ITP801	MAJOR PROJECT II													

6013703	SHETTY ASHRAY VASUDEVA SHASHIKALA														
51	58	55	57	20	23	92									
16	19	19	15	18	20	45	P				508				
67	77	74	72	38	43	137									
3 C 7 21 3 A 9 27 3 B 8 24 3 B 8 24 1 A 9 9 1 O 10 10 6 O 10 60											20 175 8.75				
SGPI: SEM-I: 7.50 ; SEM-II: 9.40 ; SEM-III: 9.22 ; SEM-IV: 9.61 ; SEM-V: 9.61 ; SEM-VI: 9.05 ; SEM-VII: 7.68 ; CGPI: 8.89															
CREDITS: SEM-I: 18 ; SEM-II: 20 ; SEM-III: 23 ; SEM-IV: 23 ; SEM-V: 23 ; SEM-VI: 22 ; SEM-VII: 22															
MARKS: SEM-I:456/675; SEM-II:602/725; SEM-III:633/775; SEM-IV:671/775; SEM-V:690/800; SEM-VI:647/800; SEM-VII:529/750; TOTAL: 4736/5950 (79.60%)															

6013704	/SHETTY TRISHA SHASHIDHAR KAVITA														
52	72	53	64	24	23	90									
19	19	19	19	24	18	40	P				536				
71	91	72	83	48	41	130									
3 B 8 24 3 O 10 30 3 B 8 24 3 O 10 30 1 O 10 10 1 O 10 10 6 O 10 60											20 188 9.40				
SGPI: SEM-I: 8.50 ; SEM-II: 9.60 ; SEM-III: 9.09 ; SEM-IV: 9.57 ; SEM-V:10.00 ; SEM-VI: 9.86 ; SEM-VII: 8.32 ; CGPI: 9.31															
CREDITS: SEM-I: 18 ; SEM-II: 20 ; SEM-III: 23 ; SEM-IV: 23 ; SEM-V: 23 ; SEM-VI: 22 ; SEM-VII: 22															
MARKS: SEM-I:514/675; SEM-II:604/725; SEM-III:623/775; SEM-IV:672/775; SEM-V:702/800; SEM-VI:684/800; SEM-VII:564/750; TOTAL: 4899/5950 (82.34%)															

6013705	SHROFF PARTH SANJIV SHRUTI														
28 *	37	33	49	23	21	92									
14	12	18	16	21	21	42	P				427				
42	49	51	65	44	42	134									
3 E 5 15 3 E 5 15 3 D 6 18 3 C 7 21 1 O 10 10 1 O 10 10 6 O 10 60											20 149 7.45				
SGPI: SEM-I: 6.39 ; SEM-II: 8.45 ; SEM-III: 9.61 ; SEM-IV: 9.43 ; SEM-V: 9.22 ; SEM-VI: 7.24 ; SEM-VII: 6.50 ; CGPI: 8.10															
CREDITS: SEM-I: 18 ; SEM-II: 20 ; SEM-III: 23 ; SEM-IV: 23 ; SEM-V: 23 ; SEM-VI: 22 ; SEM-VII: 22															
MARKS: SEM-I:414/675; SEM-II:544/725; SEM-III:627/775; SEM-IV:638/775; SEM-V:648/800; SEM-VI:546/800; SEM-VII:434/750; TOTAL: 4278/5950 (71.90%)															

/- FEMALE, #- 0.229, @- 0.5042/0.5043, *- 0.5045, \$- Carried Forward Grade, ~- Dyslexia, A/ABS- Absent, F- Fails, P- Passes															
RR- Reserved, RLE- Reserve for Lower Examination, RPV- Provisional, RCC- 0.5050, ADC- Admission Cancelled															
G:Grade, GP:Grade Point, C:Credits, 腓:Sum of Credit Points, 腓G:Sum of Product of Credits & Grades															
SGPI:Semester Grade Performance Index = 腓G/腓, CGPI:Cumulative Grade Performance Index															
% Marks : 80 and Above 75-79.99 70-74.99 60-69.99 50-59.99 45-49.99 40-44.99 Less Than 40															
Grade / Gr. Pt. : O / 10 A / 9 B / 8 C / 7 D / 6 E / 5 P / 4 F / 0															

Dr. G. T. Thanpi
PRINCIPAL
Thadomal Shahani Engineering College
Bandra (W), Mumbai - 400 050.



SEAT_NO	NAME	<Course-I>	<Course-II>	<Course-III>	<Course-IV>	<Course-V>	<Course-VI>	<Course-VII>	TOTAL MARKS			
		Th(80/32)	Th(80/32)	Th(80/32)	Th(80/32)	Tw(25/10)	Tw(25/10)	Tw(100/40)	OUT OF 650			
		In(20/08)	In(20/08)	In(20/08)	In(20/08)	Pr/Or(25/10)	Pr/Or(25/10)	Pr/Or(50/20)	RESULT REMARK			
		Total	Total	Total	Total	Total	Total	Total	SGPI			
		C G GP C*G	C G GP C*G	C G GP C*G	C G GP C*G	C G GP C*G	C G GP C*G	C G GP C*G	排 排G SGPI			
01.	ITC801	BLOCKCHAIN AND DLT			04.	ITD08013	SIMULATION AND MODELING		06.	ITD08021	USER INTERFACE DESIGN	
10.	ILO8011	PROJECT MANAGEMENT			19.	ITL801	BLOCKCHAIN LAB		20.	ITL802	CLOUD COMPUTING LAB	
21.	ITP801	MAJOR PROJECT II										

6013706	SOLANKI PRATHAM PRAKASH SANDHYA											
		59	66	56	24	22	94					
		18	16	20	18	24	21	46	P			539
		77	82	76	73	48	43	140				
		3 A 9	27 3 O 10	30 3 A 9	27 3 B 8	24 1 O 10	10 1 O 10	10 6 O 10	60	20	188	9.40
		SGPI: SEM-I: 7.92 ; SEM-II: 9.20 ; SEM-III: 9.09 ; SEM-IV: 9.48 ; SEM-V: 9.87 ; SEM-VI: 8.23 ; SEM-VII: 7.95 ; CGPI: 8.92										
		CREDITS: SEM-I: 18 ; SEM-II: 20 ; SEM-III: 23 ; SEM-IV: 23 ; SEM-V: 23 ; SEM-VI: 22 ; SEM-VII: 22										
		MARKS: SEM-I:479/675; SEM-II:583/725; SEM-III:628/775; SEM-IV:642/775; SEM-V:703/800; SEM-VI:609/800; SEM-VII:552/750; TOTAL: 4735/5950 (79.58%)										

6013707	SONAR NISARG SUNIL SUJATA											
		54	72	58	65	24	21	92				
		18	18	20	18	21	21	48	P			550
		72	90	78	83	45	42	140				
		3 B 8	24 3 O 10	30 3 A 9	27 3 O 10	30 1 O 10	10 1 O 10	10 6 O 10	60	20	191	9.55
		SGPI: SEM-I: 8.72 ; SEM-II: 9.00 ; SEM-III: 9.61 ; SEM-IV: 9.74 ; SEM-V: 9.87 ; SEM-VI: 9.45 ; SEM-VII: 9.45 ; CGPI: 9.45										
		CREDITS: SEM-I: 18 ; SEM-II: 20 ; SEM-III: 23 ; SEM-IV: 23 ; SEM-V: 23 ; SEM-VI: 22 ; SEM-VII: 22										
		MARKS: SEM-I:514/675; SEM-II:577/725; SEM-III:638/775; SEM-IV:679/775; SEM-V:692/800; SEM-VI:658/800; SEM-VII:595/750; TOTAL: 4903/5950 (82.40%)										

6013708	/SORATHI UNNATI RAJENDRA HARSHALI											
		53	68	45	64	24	23	99				
		19	19	20	19	24	21	49	P			547
		72	87	65	83	48	44	148				
		3 B 8	24 3 O 10	30 3 C 7	21 3 O 10	30 1 O 10	10 1 O 10	10 6 O 10	60	20	185	9.25
		SGPI: SEM-I: 7.44 ; SEM-II: 9.20 ; SEM-III: 9.48 ; SEM-IV: 9.97 ; SEM-V:10.00 ; SEM-VI: 9.69 ; SEM-VII: 8.73 ; CGPI: 9.27										
		CREDITS: SEM-I: 18 ; SEM-II: 20 ; SEM-III: 23 ; SEM-IV: 23 ; SEM-V: 23 ; SEM-VI: 22 ; SEM-VII: 22										
		MARKS: SEM-I:472/675; SEM-II:586/725; SEM-III:656/775; SEM-IV:693/775; SEM-V:701/800; SEM-VI:692/800; SEM-VII:589/750; TOTAL: 4936/5950 (82.96%)										

/- FEMALE, #- 0.229, @- 0.5042/0.5043, *- 0.5045, \$- Carried Forward Grade, ~- Dyslexia, A/ABS- Absent, F- Fails, P- Passes												
RR- Reserved, RLE- Reserve for Lower Examination, RPV- Provisional, RCC- 0.5050, ADC- Admission Cancelled												
G:Grade, GP:Grade Point, C:Credits, 排:Sum of Credit Points, 排G:Sum of Product of Credits & Grades												
SGPI:Semester Grade Performance Index = 排G/排, CGPI:Cumulative Grade Performance Index												
% Marks : 80 and Above 75-79.99 70-74.99 60-69.99 50-59.99 45-49.99 40-44.99 Less Than 40												
Grade / Gr. Pt. : O / 10 A / 9 B / 8 C / 7 D / 6 E / 5 P / 4 F / 0												

Dr. G. T. Thanpi
PRINCIPAL
Thadomal Shahani Engineering College
Bandra (W), Mumbai - 400 050.



SEAT_NO	NAME	<Course-I>	<Course-II>	<Course-III>	<Course-IV>	<Course-V>	<Course-VI>	<Course-VII>	RESULT	REMARK	TOTAL MARKS				
		Th(80/32)	Th(80/32)	Th(80/32)	Th(80/32)	Tw(25/10)	Tw(25/10)	Tw(100/40)			OUT OF 650				
		In(20/08)	In(20/08)	In(20/08)	In(20/08)	Pr/Or(25/10)	Pr/Or(25/10)	Pr/Or(50/20)							
		Total	Total	Total	Total	Total	Total	Total							
		C G GP C*G	C G GP C*G	C G GP C*G	C G GP C*G	C G GP C*G	C G GP C*G	C G GP C*G	腓 腓G	SGPI					
01.	ITC801	BLOCKCHAIN AND DLT						04.	ITD08013	SIMULATION AND MODELING		06.	ITD08021	USER INTERFACE DESIGN	
10.	ILO8011	PROJECT MANAGEMENT						19.	ITL801	BLOCKCHAIN LAB		20.	ITL802	CLOUD COMPUTING LAB	
21.	ITP801	MAJOR PROJECT II													

6013709	SRIVASTAVA SHREESH GIRISH MINI														
50	65	55	63	21	23	99									
18	16	19	19	20	22	49	P				539				
68	81	74	82	41	45	148									
3 C 7	21 3 O 10	30 3 B 8 24	3 O 10 30	1 O 10 10	1 O 10 10	6 O 10 60	20	185	9.25						
SGPI: SEM-I: 9.61 ; SEM-II: 9.55 ; SEM-III: 9.22 ; SEM-IV: 9.48 ; SEM-V: 9.87 ; SEM-VI:10.00 ; SEM-VII: 9.05 ; CGPI: 9.50															
CREDITS: SEM-I: 18 ; SEM-II: 20 ; SEM-III: 23 ; SEM-IV: 23 ; SEM-V: 23 ; SEM-VI: 22 ; SEM-VII: 22															
MARKS: SEM-I:584/675; SEM-II:617/725; SEM-III:643/775; SEM-IV:660/775; SEM-V:712/800; SEM-VI:698/800; SEM-VII:598/750; TOTAL: 5051/5950 (84.89%)															

6013710	/TAMBE TEJASHREE SANDEEP RAJASHREE														
53	66	51	46	24	22	98									
19	19	20	19	22	21	48	P				528				
72	85	71	65	46	43	146									
3 B 8	24 3 O 10	30 3 B 8 24	3 C 7 21	1 O 10 10	1 O 10 10	6 O 10 60	20	179	8.95						
SGPI: SEM-I: 8.33 ; SEM-II: 8.80 ; SEM-III: 9.48 ; SEM-IV: 9.61 ; SEM-V:10.00 ; SEM-VI: 8.91 ; SEM-VII: 7.95 ; CGPI: 9.03															
CREDITS: SEM-I: 18 ; SEM-II: 20 ; SEM-III: 23 ; SEM-IV: 23 ; SEM-V: 23 ; SEM-VI: 22 ; SEM-VII: 22															
MARKS: SEM-I:499/675; SEM-II:560/725; SEM-III:647/775; SEM-IV:669/775; SEM-V:707/800; SEM-VI:628/800; SEM-VII:530/750; TOTAL: 4768/5950 (80.13%)															

6013711	TANDEL KAPIL DEVIDAS DEEPIKA														
54	66	44	53	23	23	96									
16	17	19	18	20	20	48	P				517				
70	83	63	71	43	43	144									
3 B 8	24 3 O 10	30 3 C 7 21	3 B 8 24	1 O 10 10	1 O 10 10	6 O 10 60	20	179	8.95						
SGPI: SEM-I: 7.17 ; SEM-II: 8.75 ; SEM-III: 9.09 ; SEM-IV: 9.09 ; SEM-V: 9.61 ; SEM-VI: 8.36 ; SEM-VII: 7.50 ; CGPI: 8.60															
CREDITS: SEM-I: 18 ; SEM-II: 20 ; SEM-III: 23 ; SEM-IV: 23 ; SEM-V: 23 ; SEM-VI: 22 ; SEM-VII: 22															
MARKS: SEM-I:450/675; SEM-II:558/725; SEM-III:605/775; SEM-IV:627/775; SEM-V:674/800; SEM-VI:606/800; SEM-VII:514/750; TOTAL: 4551/5950 (76.49%)															

/- FEMALE, #- 0.229, @- 0.5042/0.5043, *- 0.5045, \$- Carried Forward Grade, ~- Dyslexia, A/ABS- Absent, F- Fails, P- Passes															
RR- Reserved, RLE- Reserve for Lower Examination, RPV- Provisional, RCC- 0.5050, ADC- Admission Cancelled															
G:Grade, GP:Grade Point, C:Credits, 腓:Sum of Credit Points, 腓G:Sum of Product of Credits & Grades															
SGPI:Semester Grade Performance Index = 腓G/腓, CGPI:Cumulative Grade Performance Index															
% Marks : 80 and Above 75-79.99 70-74.99 60-69.99 50-59.99 45-49.99 40-44.99 Less Than 40															
Grade / Gr. Pt. : O / 10 A / 9 B / 8 C / 7 D / 6 E / 5 P / 4 F / 0															

Dr. G. T. Thanpi
PRINCIPAL
Thadomal Shahani Engineering College
Bandra (W), Mumbai - 400 050.



SEAT_NO	NAME	<Course-I>	<Course-II>	<Course-III>	<Course-IV>	<Course-V>	<Course-VI>	<Course-VII>	RESULT	REMARK	TOTAL MARKS		
		Th(80/32)	Th(80/32)	Th(80/32)	Th(80/32)	Tw(25/10)	Tw(25/10)	Tw(100/40)			OUT OF 650		
		In(20/08)	In(20/08)	In(20/08)	In(20/08)	Pr/Or(25/10)	Pr/Or(25/10)	Pr/Or(50/20)					
		Total	Total	Total	Total	Total	Total	Total					
		C G GP C*G	C G GP C*G	C G GP C*G	C G GP C*G	C G GP C*G	C G GP C*G	C G GP C*G	腓 腓G	SGPI			
01.	ITC801	BLOCKCHAIN AND DLT				04.	ITD08013	SIMULATION AND MODELING			06.	ITD08021	USER INTERFACE DESIGN
10.	ILO8011	PROJECT MANAGEMENT				19.	ITL801	BLOCKCHAIN LAB			20.	ITL802	CLOUD COMPUTING LAB
21.	ITP801	MAJOR PROJECT II											

6013712 /TATUSKAR SAANIKA NITESH KALYANI													
	62	74	52	75	24	23	98						
	19	20	20	20	24	21	48		P		580		
	81	94	72	95	48	44	146						
	3 O 10	30 3 O 10	30 3 B 8 24	3 O 10 30	1 O 10 10	1 O 10 10	6 O 10 60		20	194	9.70		
	SGPI: SEM-I: 9.22 ; SEM-II: 9.30 ; SEM-III: 9.61 ; SEM-IV: 9.74 ; SEM-V: 10.00 ; SEM-VI: 9.86 ; SEM-VII: 8.86 ; CGPI: 9.55												
	CREDITS: SEM-I: 18 ; SEM-II: 20 ; SEM-III: 23 ; SEM-IV: 23 ; SEM-V: 23 ; SEM-VI: 22 ; SEM-VII: 22												
	MARKS: SEM-I:549/675; SEM-II:597/725; SEM-III:667/775; SEM-IV:671/775; SEM-V:699/800; SEM-VI:693/800; SEM-VII:583/750; TOTAL: 5039/5950 (84.69%)												

6013713 TELI DEV MAHENDRA MANSI													
	38	63	58	54	20	23	95						
	14	15	18	16	19	23	46		P		502		
	52	78	76	70	39	46	141						
	3 D 6	18 3 A 9 27	3 A 9 27	3 B 8 24	1 A 9 9	1 O 10 10	6 O 10 60		20	175	8.75		
	SGPI: SEM-I: 6.89 ; SEM-II: 7.65 ; SEM-III: 9.13 ; SEM-IV: 9.61 ; SEM-V: 9.61 ; SEM-VI: 7.82 ; SEM-VII: 7.32 ; CGPI: 8.40												
	CREDITS: SEM-I: 18 ; SEM-II: 20 ; SEM-III: 23 ; SEM-IV: 23 ; SEM-V: 23 ; SEM-VI: 22 ; SEM-VII: 22												
	MARKS: SEM-I:430/675; SEM-II:488/725; SEM-III:613/775; SEM-IV:646/775; SEM-V:677/800; SEM-VI:557/800; SEM-VII:499/750; TOTAL: 4412/5950 (74.15%)												

6013714 THAKER RUCHIT RAKESH THAKER TRUPTI													
	58	60	58	60	22	21	99						
	16	16	18	17	20	22	49		P		536		
	74	76	76	77	42	43	148						
	3 B 8	24 3 A 9 27	3 A 9 27	3 A 9 27	1 O 10 10	1 O 10 10	6 O 10 60		20	185	9.25		
	SGPI: SEM-I: 8.64 ; SEM-II: 8.63 ; SEM-III: 9.61 ; SEM-IV: 9.74 ; SEM-V: 10.00 ; SEM-VI: 9.14 ; SEM-VII: 7.77 ; CGPI: 9.12												
	CREDITS: SEM-I: 18 ; SEM-II: 20 ; SEM-III: 23 ; SEM-IV: 23 ; SEM-V: 23 ; SEM-VI: 22 ; SEM-VII: 22												
	MARKS: SEM-I:514/675; SEM-II:560/725; SEM-III:665/775; SEM-IV:689/775; SEM-V:719/800; SEM-VI:666/800; SEM-VII:546/750; TOTAL: 4895/5950 (82.27%)												

/- FEMALE, #- 0.229, @- 0.5042/0.5043, *- 0.5045, \$- Carried Forward Grade, ~- Dyslexia, A/ABS- Absent, F- Fails, P- Passes													
RR- Reserved, RLE- Reserve for Lower Examination, RPV- Provisional, RCC- 0.5050, ADC- Admission Cancelled													
G:Grade, GP:Grade Point, C:Credits, 腓:Sum of Credit Points, 腓G:Sum of Product of Credits & Grades													
SGPI:Semester Grade Performance Index = 腓G/腓, CGPI:Cumulative Grade Performance Index													
% Marks : 80 and Above 75-79.99 70-74.99 60-69.99 50-59.99 45-49.99 40-44.99 Less Than 40													
Grade / Gr. Pt. : O / 10 A / 9 B / 8 C / 7 D / 6 E / 5 P / 4 F / 0													

Dr. G. T. Thanpi
PRINCIPAL
Thadomal Shahani Engineering College
Bandra (W), Mumbai - 400 050.



SEAT_NO	NAME	<Course-I>	<Course-II>	<Course-III>	<Course-IV>	<Course-V>	<Course-VI>	<Course-VII>	RESULT	REMARK	TOTAL MARKS				
		Th(80/32)	Th(80/32)	Th(80/32)	Th(80/32)	Tw(25/10)	Tw(25/10)	Tw(100/40)			OUT OF 650				
		In(20/08)	In(20/08)	In(20/08)	In(20/08)	Pr/Or(25/10)	Pr/Or(25/10)	Pr/Or(50/20)							
		Total	Total	Total	Total	Total	Total	Total							
		C G GP C*G	C G GP C*G	C G GP C*G	C G GP C*G	C G GP C*G	C G GP C*G	C G GP C*G	腩 腩G	SGPI					
01.	ITC801	BLOCKCHAIN AND DLT						04.	ITD08013	SIMULATION AND MODELING		06.	ITD08021	USER INTERFACE DESIGN	
10.	ILO8011	PROJECT MANAGEMENT						19.	ITL801	BLOCKCHAIN LAB		20.	ITL802	CLOUD COMPUTING LAB	
21.	ITP801	MAJOR PROJECT II													

6013715 /VETTIYATTIL SWATI BABU BALAN SMITHA															
		52	66	44	61	24	22	96							
		18	17	17	18	22	22	48		P			527		
		70	83	61	79	46	44	144							
		3 B 8	24 3 O 10	30 3 C 7 21	3 A 9 27	1 O 10 10	1 O 10 10	6 O 10 60		20 182			9.10		
		SGPI: SEM-I: 8.72 ; SEM-II: 9.90 ; SEM-III: 9.52 ; SEM-IV: 9.87 ; SEM-V: 10.00 ; SEM-VI: 8.77 ; SEM-VII: 8.73 ; CGPI: 9.34													
		CREDITS: SEM-I: 18 ; SEM-II: 20 ; SEM-III: 23 ; SEM-IV: 23 ; SEM-V: 23 ; SEM-VI: 22 ; SEM-VII: 22													
		MARKS: SEM-I:531/675; SEM-II:613/725; SEM-III:638/775; SEM-IV:665/775; SEM-V:699/800; SEM-VI:621/800; SEM-VII:568/750; TOTAL: 4862/5950 (81.71%)													

6013716 WADAWADAGI BALAJI RAJ GEETA															
		64	68	67	60	24	22	99							
		17	18	17	17	22	16	49		P			560		
		81	86	84	77	46	38	148							
		3 O 10	30 3 O 10	30 3 O 10	30 3 A 9 27	1 O 10 10	1 A 9 9	6 O 10 60		20 196			9.80		
		SGPI: SEM-I: 8.06 ; SEM-II: 9.50 ; SEM-III: 9.35 ; SEM-IV: 9.87 ; SEM-V: 10.00 ; SEM-VI: 8.68 ; SEM-VII: 8.50 ; CGPI: 9.25													
		CREDITS: SEM-I: 18 ; SEM-II: 20 ; SEM-III: 23 ; SEM-IV: 23 ; SEM-V: 23 ; SEM-VI: 22 ; SEM-VII: 22													
		MARKS: SEM-I:495/675; SEM-II:601/725; SEM-III:651/775; SEM-IV:689/775; SEM-V:717/800; SEM-VI:632/800; SEM-VII:574/750; TOTAL: 4919/5950 (82.67%)													

6013717 WADHWA GAURAV GOPE LAVINA															
		50	54	58	51	20	17	94							
		13	15	14	17	18	10	47		P			478		
		63	69	72	68	38	27	141							
		3 C 7	21 3 C 7	21 3 B 8 24	3 C 7 21	1 A 9 9	1 D 6 6	6 O 10 60		20 162			8.10		
		SGPI: SEM-I: 6.25 ; SEM-II: 8.05 ; SEM-III: 9.09 ; SEM-IV: 9.04 ; SEM-V: 9.26 ; SEM-VI: 7.73 ; SEM-VII: 6.86 ; CGPI: 8.11													
		CREDITS: SEM-I: 18 ; SEM-II: 20 ; SEM-III: 23 ; SEM-IV: 23 ; SEM-V: 23 ; SEM-VI: 22 ; SEM-VII: 22													
		MARKS: SEM-I:396/675; SEM-II:515/725; SEM-III:598/775; SEM-IV:611/775; SEM-V:644/800; SEM-VI:556/800; SEM-VII:459/750; TOTAL: 4257/5950 (71.55%)													

/- FEMALE, #- 0.229, @- 0.5042/0.5043, *- 0.5045, \$- Carried Forward Grade, ~- Dyslexia, A/ABS- Absent, F- Fails, P- Passes															
RR- Reserved, RLE- Reserve for Lower Examination, RPV- Provisional, RCC- 0.5050, ADC- Admission Cancelled															
G:Grade, GP:Grade Point, C:Credits, 腩:Sum of Credit Points, 腩G:Sum of Product of Credits & Grades															
SGPI:Semester Grade Performance Index = 腩G/腩, CGPI:Cumulative Grade Performance Index															
% Marks : 80 and Above 75-79.99 70-74.99 60-69.99 50-59.99 45-49.99 40-44.99 Less Than 40															
Grade / Gr. Pt. : O / 10 A / 9 B / 8 C / 7 D / 6 E / 5 P / 4 F / 0															

Dr. G. T. Thanpi
PRINCIPAL
Thadomal Shahani Engineering College
Bandra (W), Mumbai - 400 050.



SEAT_NO	NAME	<Course-I>	<Course-II>	<Course-III>	<Course-IV>	<Course-V>	<Course-VI>	<Course-VII>	TOTAL MARKS	RESULT	REMARK	SGPI
		Th(80/32)	Th(80/32)	Th(80/32)	Th(80/32)	Tw(25/10)	Tw(25/10)	Tw(100/40)	OUT OF 650			
		In(20/08)	In(20/08)	In(20/08)	In(20/08)	Pr/Or(25/10)	Pr/Or(25/10)	Pr/Or(50/20)				
		Total	Total	Total	Total	Total	Total	Total				
		C G GP C*G	C G GP C*G	C G GP C*G	C G GP C*G	C G GP C*G	C G GP C*G	C G GP C*G				
01.	ITC801	BLOCKCHAIN AND DLT				04.	ITDO8013	SIMULATION AND MODELING	06.	ITDO8021	USER INTERFACE DESIGN	
10.	ILO8011	PROJECT MANAGEMENT				19.	ITL801	BLOCKCHAIN LAB	20.	ITL802	CLOUD COMPUTING LAB	
21.	ITP801	MAJOR PROJECT II										

6013718 /WALAVALKAR NIDHI SATEJ SAVITA												
		45	62	65	41	22	21	90				
		15	15	20	18	21	22	46		P		503
		60	77	85	59	43	43	136				
		3 C 7 21 3 A 9 27	3 O 10 30	3 D 6 18	1 O 10 10	1 O 10 10	6 O 10 60	20 176				8.80
		SGPI: SEM-I: 9.39 ; SEM-II: 9.90 ; SEM-III: 9.61 ; SEM-IV: 9.74 ; SEM-V: 10.00 ; SEM-VI: 7.55 ; SEM-VII: 7.45 ; CGPI: 9.05										
		CREDITS: SEM-I: 18 ; SEM-II: 20 ; SEM-III: 23 ; SEM-IV: 23 ; SEM-V: 23 ; SEM-VI: 22 ; SEM-VII: 22										
		MARKS: SEM-I: 549/675; SEM-II: 628/725; SEM-III: 671/775; SEM-IV: 677/775; SEM-V: 716/800; SEM-VI: 566/800; SEM-VII: 495/750; TOTAL: 4805/5950 (80.76%)										

01.	ITC801	BLOCKCHAIN AND DLT				04.	ITDO8013	SIMULATION AND MODELING	06.	ITDO8021	USER INTERFACE DESIGN	
11.	ILO8012	FINANCE MANAGEMENT				19.	ITL801	BLOCKCHAIN LAB	20.	ITL802	CLOUD COMPUTING LAB	
21.	ITP801	MAJOR PROJECT II										

6013719 IMRAN MEHDI SAKINA FATIMA												
		49	51	53	47	24	22	95				
		17	13	19	17	21	24	47		P	RPV	499
		66	64	72	64	45	46	142				
		3 C 7 21 3 C 7 21	3 B 8 24	3 C 7 21	1 O 10 10	1 O 10 10	6 O 10 60	20 167				8.35
		SGPI: SEM-I: 6.92 ; SEM-II: 8.60 ; SEM-III: 7.30 ; SEM-IV: 7.87 ; SEM-V: 7.04 ; SEM-VI: 6.27 ; SEM-VII: 7.14 ; CGPI: 7.42										
		CREDITS: SEM-I: 18 ; SEM-II: 20 ; SEM-III: 23 ; SEM-IV: 23 ; SEM-V: 23 ; SEM-VI: 22 ; SEM-VII: 22										
		MARKS: SEM-I: 427/675; SEM-II: 557/725; SEM-III: 511/775; SEM-IV: 531/775; SEM-V: 496/800; SEM-VI: 462/800; SEM-VII: 482/750; TOTAL: 3965/5950 (66.64%)										

6013720 /BHAGWAT MANASI RAM MAITHILI												
		38	68	52	60	23	14	95				
		14	20	12	17	21	12	46		P		492
		52	88	64	77	44	26	141				
		3 D 6 18 3 O 10 30	3 C 7 21	3 A 9 27	1 O 10 10	1 D 6 6	6 O 10 60	20 172				8.60
		SGPI: SEM-I: 8.94 ; SEM-II: 9.85 ; SEM-III: 9.74 ; SEM-IV: 9.74 ; SEM-V: 10.00 ; SEM-VI: 8.77 ; SEM-VII: 8.00 ; CGPI: 9.22										
		CREDITS: SEM-I: 18 ; SEM-II: 20 ; SEM-III: 23 ; SEM-IV: 23 ; SEM-V: 23 ; SEM-VI: 22 ; SEM-VII: 22										
		MARKS: SEM-I: 527/675; SEM-II: 618/725; SEM-III: 668/775; SEM-IV: 661/775; SEM-V: 712/800; SEM-VI: 613/800; SEM-VII: 536/750; TOTAL: 4827/5950 (81.13%)										

/- FEMALE, #- 0.229, @- 0.5042/0.5043, *- 0.5045, \$- Carried Forward Grade, ~- Dyslexia, A/ABS- Absent, F- Fails, P- Passes												
RR- Reserved, RLE- Reserve for Lower Examination, RPV- Provisional, RCC- 0.5050, ADC- Admission Cancelled												
G:Grade, GP:Grade Point, C:Credits, 腓腓:Sum of Credit Points, 腓G:Sum of Product of Credits & Grades												
SGPI:Semester Grade Performance Index = 腓G/腓腓, CGPI:Cumulative Grade Performance Index												
% Marks : 80 and Above 75-79.99 70-74.99 60-69.99 50-59.99 45-49.99 40-44.99 Less Than 40												
Grade / Gr. Pt. : O / 10 A / 9 B / 8 C / 7 D / 6 E / 5 P / 4 F / 0												

Dr. G. T. Thanpi
PRINCIPAL
Thadomal Shahani Engineering College
Bandra (W), Mumbai - 400 050.



SEAT_NO	NAME	<Course-I>	<Course-II>	<Course-III>	<Course-IV>	<Course-V>	<Course-VI>	<Course-VII>	RESULT	REMARK	TOTAL MARKS				
		Th(80/32)	Th(80/32)	Th(80/32)	Th(80/32)	Tw(25/10)	Tw(25/10)	Tw(100/40)			OUT OF 650				
		In(20/08)	In(20/08)	In(20/08)	In(20/08)	Pr/Or(25/10)	Pr/Or(25/10)	Pr/Or(50/20)							
		Total	Total	Total	Total	Total	Total	Total							
		C G GP C*G	C G GP C*G	C G GP C*G	C G GP C*G	C G GP C*G	C G GP C*G	C G GP C*G	腩 腩G	SGPI					
01.	ITC801	BLOCKCHAIN AND DLT						04.	ITD08013	SIMULATION AND MODELING		06.	ITD08021	USER INTERFACE DESIGN	
11.	ILO8012	FINANCE MANAGEMENT						19.	ITL801	BLOCKCHAIN LAB		20.	ITL802	CLOUD COMPUTING LAB	
21.	ITP801	MAJOR PROJECT II													

6013721 /CHOGALE PRIYANSI NARENDRA SNEHA															
		70	67	60	58	24	23	97							
		18	20	20	20	24	23	48	P		572				
		88	87	80	78	48	46	145							
		3 O 10	30 3 O 10	30 3 O 10	30 3 A 9 27	1 O 10 10	1 O 10 10	6 O 10 60	20	197	9.85				
		SGPI: SEM-I: 9.83 ; SEM-II:10.00 ; SEM-III: 9.48 ; SEM-IV: 9.45 ; SEM-V:10.00 ; SEM-VI: 9.45 ; SEM-VII: 9.05 ; CGPI: 9.63													
		CREDITS: SEM-I: 18 ; SEM-II: 20 ; SEM-III: 23 ; SEM-IV: 23 ; SEM-V: 23 ; SEM-VI: 22 ; SEM-VII: 22													
		MARKS: SEM-I:589/675; SEM-II:664/725; SEM-III:630/775; SEM-IV:668/775; SEM-V:696/800; SEM-VI:678/800; SEM-VII:596/750; TOTAL: 5093/5950 (85.60%)													

6013722 /DEVNANI PALAK DEEPAK HETAL															
		56	58	57	46	22	15	92							
		18	14	17	18	20	19	45	P		497				
		74	72	74	64	42	34	137							
		3 B 8	24 3 B 8	24 3 B 8	24 3 C 7 21	1 O 10 10	1 C 7 7	6 O 10 60	20	170	8.50				
		SGPI: SEM-I: 7.97 ; SEM-II: 7.93 ; SEM-III: 9.17 ; SEM-IV: 9.52 ; SEM-V: 9.61 ; SEM-VI: 7.55 ; SEM-VII: 7.82 ; CGPI: 8.54													
		CREDITS: SEM-I: 18 ; SEM-II: 20 ; SEM-III: 23 ; SEM-IV: 23 ; SEM-V: 23 ; SEM-VI: 22 ; SEM-VII: 22													
		MARKS: SEM-I:482/675; SEM-II:509/725; SEM-III:619/775; SEM-IV:645/775; SEM-V:674/800; SEM-VI:554/800; SEM-VII:511/750; TOTAL: 4491/5950 (75.48%)													

6013723 GUPTA SHUBH NIRANJAN MEENAKSHI															
		33	40	46	57	20	10	90							
		12	12	14	19	18	10	40	P		421				
		45	52	60	76	38	20	130							
		3 E 5	15 3 D 6	18 3 C 7 21	3 A 9 27	1 A 9 9	1 P 4 4	6 O 10 60	20	154	7.70				
		SGPI: SEM-I: 6.81 ; SEM-II: 7.98 ; SEM-III: 9.43 ; SEM-IV: 9.13 ; SEM-V: 9.57 ; SEM-VI: 7.23 ; SEM-VII: 6.95 ; CGPI: 8.16													
		CREDITS: SEM-I: 18 ; SEM-II: 20 ; SEM-III: 23 ; SEM-IV: 23 ; SEM-V: 23 ; SEM-VI: 22 ; SEM-VII: 22													
		MARKS: SEM-I:427/675; SEM-II:504/725; SEM-III:641/775; SEM-IV:623/775; SEM-V:659/800; SEM-VI:526/800; SEM-VII:462/750; TOTAL: 4263/5950 (71.65%)													

/- FEMALE, #- 0.229, @- 0.5042/0.5043, *- 0.5045, \$- Carried Forward Grade, ~- Dyslexia, A/ABS- Absent, F- Fails, P- Passes															
RR- Reserved, RLE- Reserve for Lower Examination, RPV- Provisional, RCC- 0.5050, ADC- Admission Cancelled															
G:Grade, GP:Grade Point, C:Credits, 腩:Sum of Credit Points, 腩G:Sum of Product of Credits & Grades															
SGPI:Semester Grade Performance Index = 腩G/腩, CGPI:Cumulative Grade Performance Index															
% Marks : 80 and Above 75-79.99 70-74.99 60-69.99 50-59.99 45-49.99 40-44.99 Less Than 40															
Grade / Gr. Pt. : O / 10 A / 9 B / 8 C / 7 D / 6 E / 5 P / 4 F / 0															

Dr. G. T. Thanpi
PRINCIPAL
Thadomal Shahani Engineering College
Bandra (W), Mumbai - 400 050.



SEAT_NO	NAME	<Course-I>	<Course-II>	<Course-III>	<Course-IV>	<Course-V>	<Course-VI>	<Course-VII>	RESULT	REMARK	TOTAL MARKS				
		Th(80/32)	Th(80/32)	Th(80/32)	Th(80/32)	Tw(25/10)	Tw(25/10)	Tw(100/40)			OUT OF 650				
		In(20/08)	In(20/08)	In(20/08)	In(20/08)	Pr/Or(25/10)	Pr/Or(25/10)	Pr/Or(50/20)							
		Total	Total	Total	Total	Total	Total	Total							
		C G GP C*G	C G GP C*G	C G GP C*G	C G GP C*G	C G GP C*G	C G GP C*G	C G GP C*G	腓 腓G	SGPI					
01.	ITC801	BLOCKCHAIN AND DLT						04.	ITD08013	SIMULATION AND MODELING		06.	ITD08021	USER INTERFACE DESIGN	
11.	ILO8012	FINANCE MANAGEMENT						19.	ITL801	BLOCKCHAIN LAB		20.	ITL802	CLOUD COMPUTING LAB	
21.	ITP801	MAJOR PROJECT II													

6013724	ISRANI DISHANT PADAMRAJ KANTA														
		43	68	42	59	24	15	90							
		15	17	15	19	22	10	44	P		483				
		58	85	57	78	46	25	134							
		3 D 6 18 3 O 10 30	3 D 6 18 30	3 D 6 18 30	3 A 9 27 10 10 10	1 D 6 6 6 0 10 60			20 169	8.45					
		SGPI: SEM-I: 8.00 ; SEM-II: 9.20 ; SEM-III: 9.74 ; SEM-IV: 9.74 ; SEM-V: 10.00 ; SEM-VI: 8.09 ; SEM-VII: 7.36 ; CGPI: 8.86													
		CREDITS: SEM-I: 18 ; SEM-II: 20 ; SEM-III: 23 ; SEM-IV: 23 ; SEM-V: 23 ; SEM-VI: 22 ; SEM-VII: 22													
		MARKS: SEM-I: 490/675; SEM-II: 581/725; SEM-III: 683/775; SEM-IV: 693/775; SEM-V: 722/800; SEM-VI: 592/800; SEM-VII: 491/750; TOTAL: 4735/5950 (79.58%)													

6013725	JADHAV AAYUSH RAJENDRA FALGUNI														
		52	56	46	66	20	17	90							
		12	18	14	17	18	20	40	P		486				
		64	74	60	83	38	37	130							
		3 C 7 21 3 B 8 24 3 C 7 21	3 O 10 30 1 A 9 9 1 B 8 8 6 O 10 60						20 173	8.65					
		SGPI: SEM-I: 7.78 ; SEM-II: 9.38 ; SEM-III: 9.61 ; SEM-IV: 9.57 ; SEM-V: 9.87 ; SEM-VI: 8.14 ; SEM-VII: 7.45 ; CGPI: 8.84													
		CREDITS: SEM-I: 18 ; SEM-II: 20 ; SEM-III: 23 ; SEM-IV: 23 ; SEM-V: 23 ; SEM-VI: 22 ; SEM-VII: 22													
		MARKS: SEM-I: 481/675; SEM-II: 575/725; SEM-III: 654/775; SEM-IV: 648/775; SEM-V: 682/800; SEM-VI: 573/800; SEM-VII: 491/750; TOTAL: 4590/5950 (77.14%)													

6013726	KOMBDE RUTU RAJENDRA SAMIDHA														
		36	41	43	49	21	14	95							
		12	10	13	18	21	17	46	P		436				
		48	51	56	67	42	31	141							
		3 E 5 15 3 D 6 18 3 D 6 18	3 C 7 21 1 O 10 10 1 C 7 7 6 O 10 60						20 149	7.45					
		SGPI: SEM-I: 7.86 ; SEM-II: 7.80 ; SEM-III: 9.09 ; SEM-IV: 9.35 ; SEM-V: 9.35 ; SEM-VI: 8.09 ; SEM-VII: 6.59 ; CGPI: 8.24													
		CREDITS: SEM-I: 18 ; SEM-II: 20 ; SEM-III: 23 ; SEM-IV: 23 ; SEM-V: 23 ; SEM-VI: 22 ; SEM-VII: 22													
		MARKS: SEM-I: 473/675; SEM-II: 508/725; SEM-III: 605/775; SEM-IV: 635/775; SEM-V: 653/800; SEM-VI: 585/800; SEM-VII: 451/750; TOTAL: 4346/5950 (73.04%)													

/- FEMALE, #- 0.229, @- 0.5042/0.5043, *- 0.5045, \$- Carried Forward Grade, ~- Dyslexia, A/ABS- Absent, F- Fails, P- Passes															
RR- Reserved, RLE- Reserve for Lower Examination, RPV- Provisional, RCC- 0.5050, ADC- Admission Cancelled															
G:Grade, GP:Grade Point, C:Credits, 腓:Sum of Credit Points, 腓G:Sum of Product of Credits & Grades															
SGPI:Semester Grade Performance Index = 腓G/腓, CGPI:Cumulative Grade Performance Index															
% Marks : 80 and Above 75-79.99 70-74.99 60-69.99 50-59.99 45-49.99 40-44.99 Less Than 40															
Grade / Gr. Pt. : O / 10 A / 9 B / 8 C / 7 D / 6 E / 5 P / 4 F / 0															

Dr. G. T. Thanpi
PRINCIPAL
Thadomal Shahani Engineering College
Bandra (W), Mumbai - 400 050.



SEAT_NO	NAME	<Course-I>	<Course-II>	<Course-III>	<Course-IV>	<Course-V>	<Course-VI>	<Course-VII>	RESULT	REMARK	TOTAL MARKS				
		Th(80/32)	Th(80/32)	Th(80/32)	Th(80/32)	Tw(25/10)	Tw(25/10)	Tw(100/40)			OUT OF 650				
		In(20/08)	In(20/08)	In(20/08)	In(20/08)	Pr/Or(25/10)	Pr/Or(25/10)	Pr/Or(50/20)							
		Total	Total	Total	Total	Total	Total	Total							
		C G GP C*G	C G GP C*G	C G GP C*G	C G GP C*G	C G GP C*G	C G GP C*G	C G GP C*G	腩 腩G	SGPI					
01.	ITC801	BLOCKCHAIN AND DLT						04.	ITD08013	SIMULATION AND MODELING		06.	ITD08021	USER INTERFACE DESIGN	
11.	ILO8012	FINANCE MANAGEMENT						19.	ITL801	BLOCKCHAIN LAB		20.	ITL802	CLOUD COMPUTING LAB	
21.	ITP801	MAJOR PROJECT II													

6013727	KUMHAR SANJAY MANCHHARAM MANJU														
		71	67	63	67	24	23	95							
		19	19	20	20	23	24	47	P		582				
		90	86	83	87	47	47	142							
		3 0 10	30 3 0 10	30 3 0 10	30 3 0 10	30 1 0 10	10 1 0 10	10 6 0 10	60	20 200	10.00				
		SGPI: SEM-I: 8.67 ; SEM-II: 9.58 ; SEM-III: 9.00 ; SEM-IV: 9.74 ; SEM-V: 9.87 ; SEM-VI: 9.45 ; SEM-VII: 8.64 ; CGPI: 9.38													
		CREDITS: SEM-I: 18 ; SEM-II: 20 ; SEM-III: 23 ; SEM-IV: 23 ; SEM-V: 23 ; SEM-VI: 22 ; SEM-VII: 22													
		MARKS: SEM-I:528/675; SEM-II:605/725; SEM-III:628/775; SEM-IV:664/775; SEM-V:695/800; SEM-VI:667/800; SEM-VII:581/750; TOTAL: 4950/5950 (83.19%)													

6013728	/MANJUCHA SHREYA NARESH TILOTHAMA														
		60	73	62	62	24	23	99							
		17	20	20	20	24	24	49	P		577				
		77	93	82	82	48	47	148							
		3 A 9	27 3 0 10	30 3 0 10	30 3 0 10	30 1 0 10	10 1 0 10	10 6 0 10	60	20 197	9.85				
		SGPI: SEM-I: 9.11 ; SEM-II:10.00 ; SEM-III: 9.61 ; SEM-IV: 9.71 ; SEM-V: 9.87 ; SEM-VI: 9.55 ; SEM-VII: 8.59 ; CGPI: 9.54													
		CREDITS: SEM-I: 18 ; SEM-II: 20 ; SEM-III: 23 ; SEM-IV: 23 ; SEM-V: 23 ; SEM-VI: 22 ; SEM-VII: 22													
		MARKS: SEM-I:551/675; SEM-II:647/725; SEM-III:656/775; SEM-IV:677/775; SEM-V:694/800; SEM-VI:678/800; SEM-VII:578/750; TOTAL: 5058/5950 (85.01%)													

6013729	MAURYA MANISH JAYPRAKASH SANJU														
		40	46	44	50	24	22	95							
		14	14	19	18	23	24	46	P		479				
		54	60	63	68	47	46	141							
		3 D 6	18 3 C 7	21 3 C 7	21 3 C 7	21 1 0 10	10 1 0 10	10 6 0 10	60	20 161	8.05				
		SGPI: SEM-I: 7.39 ; SEM-II: 8.00 ; SEM-III: 8.30 ; SEM-IV: 9.32 ; SEM-V: 9.48 ; SEM-VI: 7.41 ; SEM-VII: 6.77 ; CGPI: 8.12													
		CREDITS: SEM-I: 18 ; SEM-II: 20 ; SEM-III: 23 ; SEM-IV: 23 ; SEM-V: 23 ; SEM-VI: 22 ; SEM-VII: 22													
		MARKS: SEM-I:447/675; SEM-II:515/725; SEM-III:573/775; SEM-IV:650/775; SEM-V:660/800; SEM-VI:535/800; SEM-VII:465/750; TOTAL: 4324/5950 (72.67%)													

/- FEMALE, #- 0.229, @- 0.5042/0.5043, *- 0.5045, \$- Carried Forward Grade, ~- Dyslexia, A/ABS- Absent, F- Fails, P- Passes															
RR- Reserved, RLE- Reserve for Lower Examination, RPV- Provisional, RCC- 0.5050, ADC- Admission Cancelled															
G:Grade, GP:Grade Point, C:Credits, 腩:Sum of Credit Points, 腩G:Sum of Product of Credits & Grades															
SGPI:Semester Grade Performance Index = 腩G/腩, CGPI:Cumulative Grade Performance Index															
% Marks : 80 and Above 75-79.99 70-74.99 60-69.99 50-59.99 45-49.99 40-44.99 Less Than 40															
Grade / Gr. Pt. : O / 10 A / 9 B / 8 C / 7 D / 6 E / 5 P / 4 F / 0															

Dr. G. T. Thanpi
PRINCIPAL
Thadomal Shahani Engineering College
Bandra (W), Mumbai - 400 050.



SEAT_NO	NAME	<Course-I>	<Course-II>	<Course-III>	<Course-IV>	<Course-V>	<Course-VI>	<Course-VII>	TOTAL MARKS	RESULT	REMARK	SGPI				
		Th(80/32)	Th(80/32)	Th(80/32)	Th(80/32)	Tw(25/10)	Tw(25/10)	Tw(100/40)	OUT OF 650							
		In(20/08)	In(20/08)	In(20/08)	In(20/08)	Pr/Or(25/10)	Pr/Or(25/10)	Pr/Or(50/20)								
		Total	Total	Total	Total	Total	Total	Total								
		C G GP C*G	C G GP C*G	C G GP C*G	C G GP C*G	C G GP C*G	C G GP C*G	C G GP C*G								
01.	ITC801	BLOCKCHAIN AND DLT						04.	ITD08013	SIMULATION AND MODELING			06.	ITD08021	USER INTERFACE DESIGN	
11.	ILO8012	FINANCE MANAGEMENT						19.	ITL801	BLOCKCHAIN LAB			20.	ITL802	CLOUD COMPUTING LAB	
21.	ITP801	MAJOR PROJECT II														

6013730	MEHTA SHUBH DHAVAL MONAL															
		43	37	33	53	21	14	95								
		8	14	12	16	20	10	46		P		422				
		51	51	45	69	41	24	141								
		3 D 6 18 3 D 6 18 3 E 5 15	3 C 7 21 1 O 10 10	1 E 5 5	6 O 10 60	20 147	7.35									
		SGPI: SEM-I: 7.25 ; SEM-II: 8.85 ; SEM-III: 9.61 ; SEM-IV: 9.61 ; SEM-V: 9.87 ; SEM-VI: 7.59 ; SEM-VII: 6.68 ; CGPI: 8.41														
		CREDITS: SEM-I: 18 ; SEM-II: 20 ; SEM-III: 23 ; SEM-IV: 23 ; SEM-V: 23 ; SEM-VI: 22 ; SEM-VII: 22														
		MARKS: SEM-I:455/675; SEM-II:571/725; SEM-III:663/775; SEM-IV:671/775; SEM-V:694/800; SEM-VI:559/800; SEM-VII:441/750; TOTAL: 4476/5950 (75.23%)														

6013731	MODY HARSH NITIN NEETA															
		50	54	41	53	20	22	97								
		15	10	20	16	20	24	47		P		489				
		65	64	61	69	40	46	144								
		3 C 7 21 3 C 7 21 3 C 7 21	3 C 7 21 1 O 10 10	1 O 10 10	6 O 10 60	20 164	8.20									
		SGPI: SEM-I: 7.42 ; SEM-II: 9.20 ; SEM-III: 9.22 ; SEM-IV: 9.61 ; SEM-V:10.00 ; SEM-VI: 9.05 ; SEM-VII: 7.91 ; CGPI: 8.88														
		CREDITS: SEM-I: 18 ; SEM-II: 20 ; SEM-III: 23 ; SEM-IV: 23 ; SEM-V: 23 ; SEM-VI: 22 ; SEM-VII: 22														
		MARKS: SEM-I:466/675; SEM-II:588/725; SEM-III:641/775; SEM-IV:664/775; SEM-V:703/800; SEM-VI:651/800; SEM-VII:535/750; TOTAL: 4737/5950 (79.61%)														

6013732	PATEL KRUPESH BHARATKUMAR ANITA															
		37	47	57	47	24	22	76								
		16	18	20	18	22	22	37		P		463				
		53	65	77	65	46	44	113								
		3 D 6 18 3 C 7 21 3 A 9 27	3 C 7 21 1 O 10 10	1 O 10 10	6 A 9 54	20 161	8.05									
		SGPI: SEM-I: 8.72 ; SEM-II: 9.00 ; SEM-III: 9.09 ; SEM-IV: 9.45 ; SEM-V: 9.22 ; SEM-VI: 7.14 ; SEM-VII: 6.45 ; CGPI: 8.39														
		CREDITS: SEM-I: 18 ; SEM-II: 20 ; SEM-III: 23 ; SEM-IV: 23 ; SEM-V: 23 ; SEM-VI: 22 ; SEM-VII: 22														
		MARKS: SEM-I:515/675; SEM-II:589/725; SEM-III:605/775; SEM-IV:634/775; SEM-V:645/800; SEM-VI:546/800; SEM-VII:437/750; TOTAL: 4434/5950 (74.52%)														

/- FEMALE, #- 0.229, @- 0.5042/0.5043, *- 0.5045, \$- Carried Forward Grade, ~- Dyslexia, A/ABS- Absent, F- Fails, P- Passes																
RR- Reserved, RLE- Reserve for Lower Examination, RPV- Provisional, RCC- 0.5050, ADC- Admission Cancelled																
G:Grade, GP:Grade Point, C:Credits, 腓:Sum of Credit Points, 腓G:Sum of Product of Credits & Grades																
SGPI:Semester Grade Performance Index = 腓G/腓, CGPI:Cumulative Grade Performance Index																
% Marks : 80 and Above 75-79.99 70-74.99 60-69.99 50-59.99 45-49.99 40-44.99 Less Than 40																
Grade / Gr. Pt. : O / 10 A / 9 B / 8 C / 7 D / 6 E / 5 P / 4 F / 0																

Dr. G. T. Thanpi
PRINCIPAL
Thadomal Shahani Engineering College
Bandra (W), Mumbai - 400 050.



SEAT_NO	NAME	<Course-I>	<Course-II>	<Course-III>	<Course-IV>	<Course-V>	<Course-VI>	<Course-VII>	RESULT	REMARK	TOTAL MARKS													
		Th(80/32)	Th(80/32)	Th(80/32)	Th(80/32)	Tw(25/10)	Tw(25/10)	Tw(100/40)			OUT OF 650													
		In(20/08)	In(20/08)	In(20/08)	In(20/08)	Pr/Or(25/10)	Pr/Or(25/10)	Pr/Or(50/20)																
		Total	Total	Total	Total	Total	Total	Total																
		C G GP C*G	C G GP C*G	C G GP C*G	C G GP C*G	C G GP C*G	C G GP C*G	C G GP C*G	腩 腩G	SGPI														
01.	ITC801	BLOCKCHAIN AND DLT						04.	ITD08013	SIMULATION AND MODELING		06.	ITD08021	USER INTERFACE DESIGN										
11.	ILO8012	FINANCE MANAGEMENT						19.	ITL801	BLOCKCHAIN LAB		20.	ITL802	CLOUD COMPUTING LAB										
21.	ITP801	MAJOR PROJECT II																						

6013733	PIMPLE VIRAJ VIJAY VAISHNAVI																							
64	52	49	62	20	16	90																		
13	12	10	19	18	14	42	P				481													
77	64	59	81	38	30	132																		
3 A	9	27	3 C	7	21	3 D	6	18	3 O	10	30	1 A	9	9	1 C	7	7	6	O	10	60	20	172	8.60
SGPI: SEM-I: 8.22 ; SEM-II: 9.60 ; SEM-III: 9.61 ; SEM-IV: 9.83 ; SEM-V: 9.74 ; SEM-VI: 8.23 ; SEM-VII: 7.41 ; CGPI: 8.93																								
CREDITS: SEM-I: 18 ; SEM-II: 20 ; SEM-III: 23 ; SEM-IV: 23 ; SEM-V: 23 ; SEM-VI: 22 ; SEM-VII: 22																								
MARKS: SEM-I:491/675; SEM-II:607/725; SEM-III:644/775; SEM-IV:667/775; SEM-V:680/800; SEM-VI:588/800; SEM-VII:488/750; TOTAL: 4646/5950 (78.08%)																								

6013734	/PRANAMI PARINDA ASHISH BAGESHREE																							
50	65	52	65	23	14	95																		
16	17	13	19	20	10	46	P				505													
66	82	65	84	43	24	141																		
3 C	7	21	3 O	10	30	3 C	7	21	3 O	10	30	1 O	10	10	1 E	5	5	6	O	10	60	20	177	8.85
SGPI: SEM-I: 7.58 ; SEM-II: 9.20 ; SEM-III: 9.61 ; SEM-IV: 9.61 ; SEM-V:10.00 ; SEM-VI: 8.64 ; SEM-VII: 8.23 ; CGPI: 9.01																								
CREDITS: SEM-I: 18 ; SEM-II: 20 ; SEM-III: 23 ; SEM-IV: 23 ; SEM-V: 23 ; SEM-VI: 22 ; SEM-VII: 22																								
MARKS: SEM-I:461/675; SEM-II:588/725; SEM-III:684/775; SEM-IV:686/775; SEM-V:717/800; SEM-VI:628/800; SEM-VII:548/750; TOTAL: 4817/5950 (80.96%)																								

6013735	SHIRSAT AMEYA VIVEK VEENA																							
46	63	46	58	24	24	95																		
19	19	20	19	24	24	46	P				527													
65	82	66	77	48	48	141																		
3 C	7	21	3 O	10	30	3 C	7	21	3 A	9	27	1 O	10	10	1 O	10	10	6	O	10	60	20	179	8.95
SGPI: SEM-I: 8.83 ; SEM-II: 9.30 ; SEM-III: 9.09 ; SEM-IV: 9.39 ; SEM-V: 9.61 ; SEM-VI: 8.50 ; SEM-VII: 7.27 ; CGPI: 8.87																								
CREDITS: SEM-I: 18 ; SEM-II: 20 ; SEM-III: 23 ; SEM-IV: 23 ; SEM-V: 23 ; SEM-VI: 22 ; SEM-VII: 22																								
MARKS: SEM-I:549/675; SEM-II:588/725; SEM-III:616/775; SEM-IV:637/775; SEM-V:676/800; SEM-VI:608/800; SEM-VII:479/750; TOTAL: 4680/5950 (78.66%)																								

/- FEMALE, #- 0.229, @- 0.5042/0.5043, *- 0.5045, \$- Carried Forward Grade, ~- Dyslexia, A/ABS- Absent, F- Fails, P- Passes																								
RR- Reserved, RLE- Reserve for Lower Examination, RPV- Provisional, RCC- 0.5050, ADC- Admission Cancelled																								
G:Grade, GP:Grade Point, C:Credits, 腩:Sum of Credit Points, 腩G:Sum of Product of Credits & Grades																								
SGPI:Semester Grade Performance Index = 腩G/腩, CGPI:Cumulative Grade Performance Index																								
% Marks : 80 and Above 75-79.99 70-74.99 60-69.99 50-59.99 45-49.99 40-44.99 Less Than 40																								
Grade / Gr. Pt. : O / 10 A / 9 B / 8 C / 7 D / 6 E / 5 P / 4 F / 0																								

Dr. G. T. Thanpi
PRINCIPAL
Thadomal Shahani Engineering College
Bandra (W), Mumbai - 400 050.

